

The seal of the Illinois Supreme Court is a circular emblem. It features a central figure of a woman holding a scale of justice, with a sword above her head. The text "ILLINOIS SUPREME COURT" is written around the top inner edge, and "STATE OF ILLINOIS" and "AUG. 26, 1818" are at the bottom. A star is positioned below the date. The seal is overlaid on the top right of the cover.

2013
Annual Report
of the Illinois Courts

The background of the cover is a photograph of a large stone statue of Justice. The figure is a woman in classical robes, holding a large book. To her left, an owl is perched on a stack of books. The statue is set against a blue sky with light clouds and the corner of a classical building with columns.

Statistical Summary

Cover Design: “Law and Knowledge” — “Justice and Power” by Charles J. Mulligan (1866-1916) One of two statues face visitors as they enter the main (north) entrance of the Supreme Court Building in Springfield. The one on the right, “Law and Knowledge” [front cover] and the other statue to the left, [back cover] “Justice and Power” were completed sometime between 1908 and 1910. Sculptor Charles J. Mulligan was born in Ireland and arrived in Chicago in 1872 with his father James. His start as a sculptor began by modeling clay dug from the Illinois & Michigan Canal, and later as a marble-cutter in Chicago. He studied under Lorado Taft at the Art Institute of Chicago and Alexander Falguiere in Paris, France. He succeeded Taft as the head of the Department of Sculpture at the Institute and served in that role until his death. Some of his other works appear in Garfield Park, Chicago (Lincoln as a Railsplitter and the John F. Finnerty statues); Riverview Park, Quincy (General George Rogers Clark statue); and Rosemond Grove Cemetery, Rosemond (Lincoln the Orator statue).

Photos provided by Artistic Portraits.

ANNUAL REPORT
OF THE
ILLINOIS COURTS

STATISTICAL SUMMARY - 2013

Compiled and Published by the
Administrative Office of the Illinois Courts
3101 Old Jacksonville Road
Springfield, Illinois 62704
(217) 558-4490

ACKNOWLEDGMENTS

The Administrative Office of the Illinois Courts gratefully acknowledges and sincerely appreciates the efforts of the clerks of the circuit, appellate, and supreme courts, and probation managers throughout the state for their contributions to this summary. Over two thousand eight hundred reports were prepared and submitted to the Administrative Office by the various clerks and probation managers.

For more detailed information, or for information which does not appear in this publication, the reader is directed to the clerk of the appropriate court or probation manager.

CONTENTS

Title Page.....	i
Acknowledgments.....	ii
Contents.....	iii

CIRCUIT COURTS OF ILLINOIS

Map of Judicial Circuits of Illinois.....	3
Directory of Circuit Clerks of Illinois.....	4
Graphical Presentation of Five-Year Trends - - Total Caseload and Selected Case Categories.....	7
Definition of Case Categories.....	8
Caseload and Statistical Records.....	13
Caseload Summaries by Circuit.....	14
Case Filing Ratio: Judge/Population.....	15
Civil Caseload Statistics by County.....	16
Criminal, Traffic, Conservation and Ordinance Caseload Statistics by County.....	30
Juvenile Caseload Statistics by County.....	44
Age of Pending Cases by Case Category Downstate Circuits.....	51
Law Case Dispositions by Circuit.....	52
Law Case Dispositions by County.....	53
Time Lapse: Case Filing to Date of Verdict Law Jury Verdicts Over \$50,000.....	56
Felony Dispositions and Sentences by County.....	57
Disbursements by Circuit Clerks and Cost of Operating Circuit Clerks' Offices.....	61
Circuit Clerk Fees and Other Revenue by County.....	62
Circuit Clerk Cost of Operating by County.....	65
Circuit Clerk Disbursement of Funds by County	
Fines, Penalties, Assessments and Forfeitures.....	68
Fees of Others.....	83
Miscellaneous Disbursements.....	89
Mandatory Arbitration.....	95
Mandatory Arbitration Program Statistics.....	97
Mandatory Arbitration Caseload by Circuit.....	98
Mandatory Arbitration Program Statistics.....	102
Adult and Juvenile Probation and Supervised Pretrial Release.....	103
Abbreviations.....	104
Active Adult Caseload.....	105
2013 Statewide Active Adult Caseload Graph.....	107
Active Adult Intensive Probation Supervision (IPS) & Specialized DUI Program Caseloads.....	108
Adult Supervised Pretrial Release.....	109
Adult Investigations Report.....	112
Adult Probation - Programs Ordered.....	115
Statewide Adult Programs Ordered Graph.....	117
Active Juvenile Caseload.....	118
Active Juvenile Intensive Probation Supervision (IPS) Caseload.....	120
2013 Statewide Active Juvenile Caseload Graph.....	121
2013 Statewide Juvenile Investigations Graph.....	121
Juvenile Investigations Report.....	122
Juvenile Court Activity	
Petitions Continued Under Supervision/Adjudications.....	125
Programs Ordered.....	128
Placements.....	131

APPELLATE COURT OF ILLINOIS

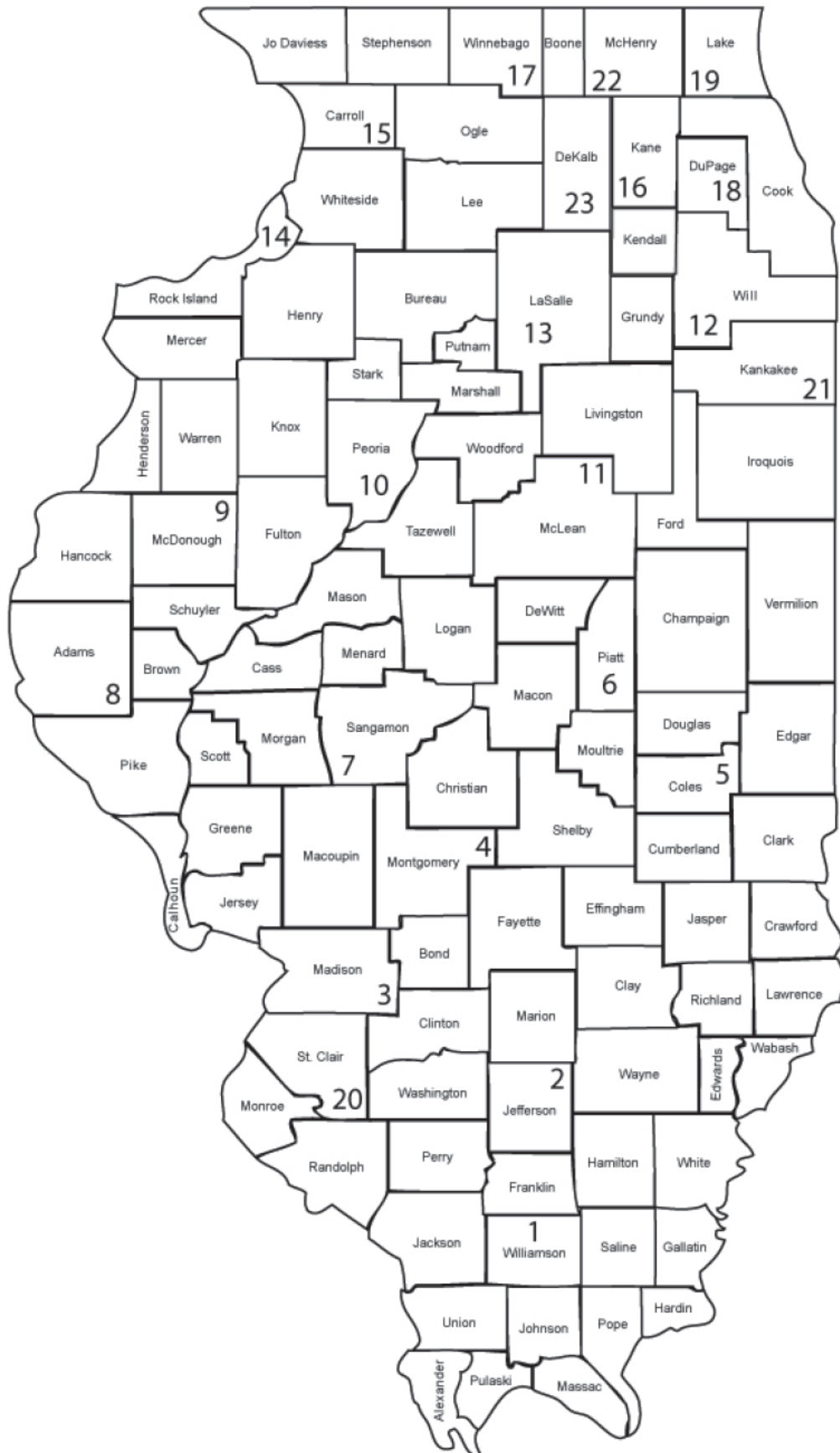
Map of Appellate and Supreme Court Judicial Districts and Directory of Appellate Clerks	136
Graphical Presentation of Five-Year Trends - - Total Caseload and Caseload by District	137
Caseload and Statistical Records	141
Caseload Summary by District	142
Case Dispositions by District.....	143
Method of Case Disposition	144
Time Lapse: Case Filing to Disposition	145
Time Lapse: Brief Filing to Disposition	146
Opinions and Rule 23 Orders	147

SUPREME COURT OF ILLINOIS

Caseload and Statistical Records - - Five-Year Trends and 2013 Data	149
Case Filings and Dispositions.....	150
Table 1: Summary of Case Filings and Final Dispositions, 2009 - 2013	153
Table 2: Summary of Petitions for Leave to Appeal and/or Appeal as a Matter of Right Under Rules 315/317 - General Docket, 2009 - 2013	154
Table 3: Mandatory Jurisdiction Appeals - General Docket, 2009 - 2013	155
Table 4: General Docket, People & Civil Cases, 2009 - 2013	155
Table 5: Summary of the Call of the Docket, 2009 - 2013	156
Table 6: Summary of Opinions, 2009 - 2013	157
Table 7: Summary of Rehearings, 2009 - 2013	157
Table 8: Attorney Disciplinary Cases, Calendar Year 2013	158
Figure 1: Filings, 2009 - 2013	159
Figure 2: Petitions for Leave to Appeal Filed as a Percent of Appeals Decided by Appellate Court Opinion or Rule 23 Order, 2009 - 2013	159

CIRCUIT COURTS OF ILLINOIS

MAP OF JUDICIAL CIRCUITS OF ILLINOIS



DIRECTORY OF CIRCUIT CLERKS OF ILLINOIS

<u>County</u>	<u>Clerk of the Court</u>	<u>Mailing Address</u>	<u>City & Zip</u>	<u>Judicial Circuit</u>	<u>2013. Est. U.S. Census</u>	<u>Telephone</u>
Adams	Lori Geschwandner	521 Vermont Street	Quincy 62301-2934	8	67130	217/277-2100
Alexander	Paul L. Jones	2000 Washington Avenue	Cairo 62914	1	7629	618/734-0107
Bond	Rex Catron	200 West College Ave.	Greenville 62246-1057	3	17470	618/664-3208
Boone	Nora L. Ohlsen	601 North Main, #303	Belvidere 61008-2644	17	53957	815/544-0371
Brown	Rhonda Johnson	200 Court Street, Rm 5	Mt. Sterling 62353-1233	8	6860	217/773-2713
Bureau	Mary C. Dremann	700 South Main Street	Princeton 61356-2037	13	34056	815/872-2001
Calhoun	Yvonne M. Macauley	P.O. Box 486	Hardin 62047-0486	8	5059	618/576-2451
Carroll	Sherri A. Miller	301 North Main St, Box 32	Mt. Carroll 61053-0032	15	14910	815/244-0230
Cass	Chere Kay Garner	P.O. Box 203	Virginia 62691-0203	8	13324	217/452-7225
Champaign	Katie Blakeman	101 East Main Street	Urbana 61801-2736	6	204897	217/384-3725
Christian	Julie Mayer	101 South Main, Box 617	Taylorville 62568-0617	4	34298	217/824-4966
Clark	Kathy Ramsey	P.O. Box 187	Marshall 62441-0187	5	16182	217/826-2811
Clay	Crystal Ballard	111 Chestnut, Box 100	Louisville 62858-0100	4	13566	618/665-3523
Clinton	Rod Kloeckner	P.O. Box 407	Carlyle 62231	4	37907	618/594-2464
Coles	Melissa Hurst	651 Jackson Ave., Room 128	Charleston 61920	5	53697	217/348-0516
Cook	Dorothy Brown	50 W. Washington, Room 1001	Chicago 60602-1305	Cook	5240700	312/603-5030
Crawford	Angela Reinoehl	P.O. Box 655	Robinson 62454-0655	2	19505	618/544-3512
Cumberland	Golda Dunn	1 Courthouse Square, Room 107	Toledo 62468-0145	5	10939	217/849-3601
DeKalb	Maureen A. Josh	133 West State Street	Sycamore 60178-1416	23	104741	815/895-7138
DeWitt	Pamela Barnes	201 W. Washington Street	Clinton 61727-0439	6	16420	217/935-7750
Douglas	Julie Mills	401 South Center, Box 50	Tuscola 61953-0050	6	19887	217/253-2352
DuPage	Chris Kachiroubas	P.O. Box 707	Wheaton 60189-0707	18	932126	630/407-8700
Edgar	Karen D. Halloran	115 West Court Street, Room M	Paris 61944-1739	5	17960	217/466-7447
Edwards	Patsy Taylor	50 E. Main Street, Suite 7	Albion 62806-1262	2	6672	618/445-2016
Effingham	John Niemerg	120 W. Jefferson Ave., Suite 101	Effingham 62401-0586	4	34307	217/342-4065
Fayette	Kathleen Emerick	221 South Seventh Street	Vandalia 62471-2755	4	22060	618/283-5009
Ford	Kim Evans	200 West State	Paxton 60957-0080	11	13832	217/379-9420
Franklin	Nancy Hobbs	P. O. Box 485	Benton 62812-0485	2	39202	618/439-2011
Fulton	Mary C. Hampton	Box 152	Lewistown 61542-0152	9	36346	309/547-3041
Gallatin	Brittney Capeheart	P.O. Box 249	Shawneetown 62984-0249	2	5415	618/269-3140
Greene	Shirley Thornton	519 North Main Street	Carrollton 62016	7	13629	217/942-3421
Grundy	Karen Slattery	P.O. Box 707	Morris 60450	13	50228	815/941-3258
Hamilton	Beth Sandusky	100 S. Jackson Street	McLeansboro 62859	2	8368	618-643-3224
Hancock	John Neally	P.O. Box 189	Carthage 62321	9	18618	217/357-2616

DIRECTORY OF CIRCUIT CLERKS OF ILLINOIS

<u>County</u>	<u>Clerk of the Court</u>	<u>Mailing Address</u>	<u>City & Zip</u>	<u>Judicial Circuit</u>	<u>2013. Est. U.S. Census</u>	<u>Telephone</u>
Hardin	Nancy Pennell	P.O. Box 308	Elizabethtown 62931	2	4181	618/287-2735
Henderson	Sandra Keane	P.O. Box 546	Oquawka 61469-0546	9	6990	309/867-3121
Henry	Jackie Oberg	307 West Center	Cambridge 61238	14	49860	309/937-3496
Iroquois	Lisa Hines K.	550 South Tenth Street	Watseka 60970	21	28982	815/432-6950
Jackson	Cindy R. Svanda	P.O. Box 730	Murphysboro 62966	1	59814	618/687-7300
Jasper	Jamie Blake	100 West Jourdan	Newton 62448-1973	4	9592	618/783-2524
Jefferson	John Scott	P.O. Box 1266	Mt. Vernon 62864-1266	2	38644	618/244-8008
Jersey	Charles E. Huebner	201 West Pearl Street	Jerseyville 62052-1852	7	22641	618/498-5571
Jo Daviess	Sharon Wand	330 North Bench Street	Galena 61036-1828	15	22407	815-777-0037
Johnson	Ryan M. O'Neal	401 Court Street, Suite A	Vienna 62995-0517	1	12677	618/658-4751
Kane	Thomas Hartwell	540 S. Randall Rd.	St. Charles 60174	16	523643	630/232-3413
Kankakee	Sandra Cianci	450 East Court Street	Kankakee 60901	21	112120	815/936-5700
Kendall	Becky Morganegg	807 W. John Street	Yorkville 60560	23	119348	630/553-4183
Knox	Kelly Cheesman	200 South Cherry Street	Galesburg 61401	9	52078	309/345-6719
Lake	Keith Brin	18 North County Street	Waukegan 60085-4369	19	703019	847/377-3380
LaSalle	Andrew F. Skoog	119 W. Madison, Room 201	Ottawa 61350	13	112183	815/434-8671
Lawrence	Peggy Frederick	1100 State Street	Lawrenceville 62439	2	16558	618/943-2815
Lee	Denise A. McCaffrey	309 S. Galena Ave, Suite 320	Dixon 61021-0325	15	34858	815/284-5234
Livingston	Judith K. Cremer	112 West Madison	Pontiac 61764	11	38186	815/844-2602
Logan	Mary Kelley	P.O. Box 158	Lincoln 62656	11	29964	217/735-2376
McDonough	Kimberly Wilson	#1 Courthouse Square	Macomb 61455	9	32464	309/837-4889
McHenry	Katherine M. Keefe	2200 N. Seminary Ave., Room 352	Woodstock 60098	22	307409	815/334-4310
McLean	Don R. Everhart, Jr.	104 West Front St., Room 404	Bloomington 61701	11	174647	309/888-5301
Macon	Lois Durbin	253 East Wood Street	Decatur 62523	6	109278	217/424-1454
Macoupin	Mike Mathis	P.O. 197	Carlinville 62626-0197	7	46880	217/854-3211
Madison	Mark Von Nida	155 North Main Street	Edwardsville 62025	3	267225	618/692-6240
Marion	Ronda Yates	P.O. Box 130	Salem 62881	4	38622	618/548-3856
Marshall	Gina M. Noe	122 N. Prairie, Box 328	Lacon 61540-0328	10	12153	309/246-6435
Mason	Michael D. Roat	125 N. Plum	Havana 62644	8	14248	309/543-6619
Massac	Larry Grace	P.O. Box 152	Metropolis 62960	1	15073	618/524-5011
Menard	Penny Hoke	P.O. Box 466	Petersburg 62675-0466	8	12607	217/632-2615
Mercer	Jeff Benson	100 Southeast 3rd Street	Aledo 61231	14	16178	309/582-7122
Monroe	Sandra Sauget	100 South Main St., Rm. 115	Waterloo 62298	20	33493	618/939-8681
Montgomery	Holly Lemons	120 N. Main Street, Box C	Hillsboro 62049	4	29654	217/532-9546

DIRECTORY OF CIRCUIT CLERKS OF ILLINOIS

<u>County</u>	<u>Clerk of the Court</u>	<u>Mailing Address</u>	<u>City & Zip</u>	<u>Judicial Circuit</u>	<u>2013. Est. U.S. Census</u>	<u>Telephone</u>
Morgan	Theresa Lonergan	P.O. Box 1120	Jacksonville 62651	7	35067	217/243-5419
Moultrie	Cynthia Braden	10 South Main St., Suite 7	Sullivan 61951	6	14876	217/728-4622
Ogle	Kimberly A. Stahl	106 S. 5th, Suite 300	Oregon 61061	15	52385	815/732-3201
Peoria	Robert M. Spears	324 Main St., Rm. G-22	Peoria 61602	10	188429	309/672-6989
Perry	Kimberly J. Kellerman	P.O. Box 219	Pinckneyville 62274	20	21887	618/357-6726
Piatt	Charles A. Barre	101 W. Washington St., Box 288	Monticello 61856-0288	6	16433	217/762-4966
Pike	Debbie Dugan	100 East Washington	Pittsfield 62363	8	16150	217/285-6612
Pope	Sean M. Goins	310 Main Street, Box 438	Golconda 62938	1	4312	618/683-3941
Pulaski	Cindy Kennedy	P.O. Box 88	Mound City 62963	1	5908	618/748-9300
Putnam	Cathy J. Oliveri	120 North 4th Street	Hennepin 61327	10	5801	815/925-7016
Randolph	Sherry Johnson	#1 Taylor Street, Rm. 302	Chester 62233	20	32890	618/826-5000
Richland	Zach Holder	103 West Main Street #21	Olney 62450	2	16182	618/392-2151
Rock Island	Lisa L. Bierman	P.O. Box 5230	Rock Island 61204-5230	14	147258	309/786-4451
St. Clair	Kahalal Clay	10 Public Square	Belleville 62220	20	266955	618/277-6832
Saline	Randy Nyberg	10 East Poplar Street	Harrisburg 62949	1	24939	618/253-5096
Sangamon	Anthony P. Libri	200 South 9th Street, Rm. 405	Springfield 62701	7	199145	217/753-6674
Schuyler	Elaine Boyd	P.O. Box 80	Rushville 62681-0189	8	7444	217/322-4633
Scott	Staci J. Evans	35 East Market Street	Winchester 62694	7	5222	217/742-5217
Shelby	Susan Arthur	P.O. Box 469	Shelbyville 62565	4	22119	217/774-4212
Stark	Marian E. Purtscher	130 West Main St., Box 426	Toulon 61483	10	5907	309/286-5941
Stephenson	Bonnie Curran	15 North Galena Avenue	Freeport 61032	15	46740	815/235-8266
Tazewell	Lincoln C. Hobson	342 Court Street	Pekin 61554	10	136352	309/477-2214
Union	Lorraine Moreland	309 W. Market St., Rm 101	Jonesboro 62952	1	17583	618/833-5913
Vermilion	Dennis Gardner	7 North Vermilion St	Danville 61832	5	80329	217/554-7700
Wabash	Angela K. Crum	401 Market, Box 997	Mt. Carmel 62863	2	11665	618/262-5362
Warren	Denise L. Schreck	100 West Broadway	Monmouth 61462	9	17726	309/734-5179
Washington	Cynthia Barczewski	125 East Elm Street	Nashville 62263	20	14448	618/327-4800
Wayne	Sharon L. Gualdoni	307 East Main Street	Fairfield 62837-0096	2	16612	618/842-7684
White	Kelly Fulkerson	P.O. Box 310	Carmi 62821	2	14549	618/382-2321
Whiteside	Susan E. Ottens	200 East Knox Street	Morrison 61270	14	57557	815/772-5188
Will	Pamela J. McGuire	14 W. Jefferson Street	Joliet 60432	12	682829	815/727-8592
Williamson	Stuart Hall	200 West Jefferson, Suite 100	Marion 62959	1	66924	618/997-1301
Winnebago	Thomas Klein	400 West State St., Room 100	Rockford 61101	17	290666	815/319-4500
Woodford	Carol Newton	P.O. Box 284	Eureka 61530	11	39273	309/467-3312

**GRAPHICAL PRESENTATION
OF
FIVE-YEAR TRENDS
--
TOTAL CASELOAD
AND
SELECTED CASE CATEGORIES**

DEFINITION OF CASE CATEGORIES

Effective January 1, 1996

Civil and Juvenile Case Categories

AD An Adoption case number shall be assigned to every adoption case.

AR An Arbitration case number shall be assigned to every arbitration-eligible case at the time it is filed. NOTE: This case category shall be used only by counties that have initiated Mandatory Arbitration as defined by Supreme Court Rules 86 through 95.

CH A Chancery case number shall be assigned to a complaint for equitable relief in matters such as foreclosures, trusts, and title to real property.

D A Dissolution case number shall be assigned to a complaint for dissolution of marriage, annulment, or separate maintenance.

ED An Eminent Domain case number shall be assigned to proceedings involving compensation to an owner for property taken for public use.

F A Family case number shall be assigned to a variety of matters including proceedings to establish the parent-child relationship, notice to putative fathers, and certain actions relating to child support. NOTE: Petitions for orders of protection filed as separate cases are filed under the OP category.

J A Juvenile case number shall be assigned to any proceeding initiated under the Juvenile Court Act of 1987 (705 ILCS 405/1-1 et seq.) except those defined by the JA and JD categories below.

JA A Juvenile Abuse and Neglect case number shall be assigned to all cases involving a neglected or abused minor as defined by the Juvenile Court Act of 1987 (705 ILCS 405/2-3(1) and (2)).

JD A Juvenile Delinquency case number shall be assigned to all cases involving a delinquent minor as defined by the Juvenile Court Act of 1987 (705 ILCS 405/5-105).

L A Law case number shall be assigned to tort, contract, and a variety of other actions in which the damages sought are greater than \$50,000.

LM A Law Magistrate case number shall be assigned to tort, contract, and a variety of other actions in which the damages sought are \$50,000 or less.

MC Each Municipal Corporation shall have one permanent case number and file folder for routine matters to be considered by the court. This file will contain such matters as organization, appointment of officers, approval of bonds, and routine orders confirming annexation.

MH A Mental Health case number shall be assigned to proceedings involving commitment, discharge, or restoration to legal status.

MR A Miscellaneous Remedy case number shall be assigned to complaints seeking review of administrative decisions (other than of a tax commission) and a variety of other actions that include change of name, habeas corpus, and extradition.

OP An Order of Protection case number shall be assigned to any petition for an order of protection or civil no contact order that is filed separately from an existing case. NOTE: If it is the practice of a county or circuit not to file orders of protection in existing criminal or civil cases, that practice may be continued and all petitions for orders of protection should be given an OP number.

P A Probate case number shall be assigned to estates of decedents and guardianship matters.

SC A Small Claim case number shall be assigned to "... a civil action based on either tort or contract for money not in excess of \$10,000, exclusive of interest and costs, or for the collection of taxes not in excess of that amount" (Supreme Court Rule 281).

TX A Tax case number shall be assigned to the annual tax sale and a variety of other actions relating to the collection of taxes. Petitions for tax deeds and objections are part of the annual tax sale proceeding and will be assigned sub-numbers of the annual tax sale case number.

Criminal, DUI, Traffic, Ordinance, and Conservation Case Categories

CF A Felony case number shall be assigned when a complaint, information or indictment is filed in which at least one count charges a felony.

CM A Misdemeanor case number shall be assigned when a case is filed in which the most serious charge carries a penalty of less than one year imprisonment.

CV A Conservation case number shall be assigned to any case defined by Supreme Court Rule 501(c).

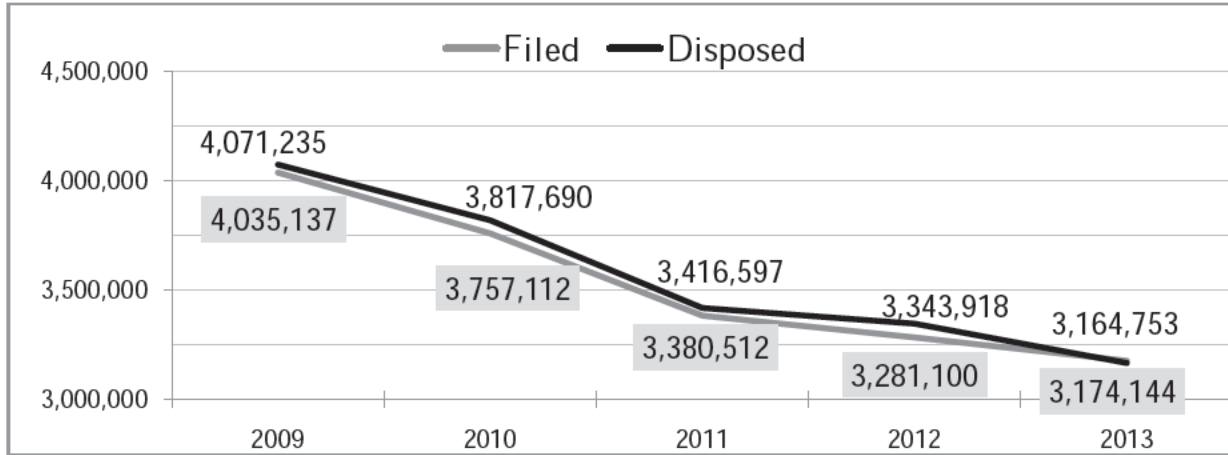
DT A Driving Under the Influence case number shall be assigned to any case charging a violation of a statute, ordinance, or regulation governing driving under the influence of alcohol, other drug, or combination thereof.

OV An Ordinance Violation case number shall be assigned to any case in which violation of a local ordinance is charged. However, violation of a traffic ordinance as defined by Supreme Court Rule 501(f) shall be given a TR or DT number, as appropriate.

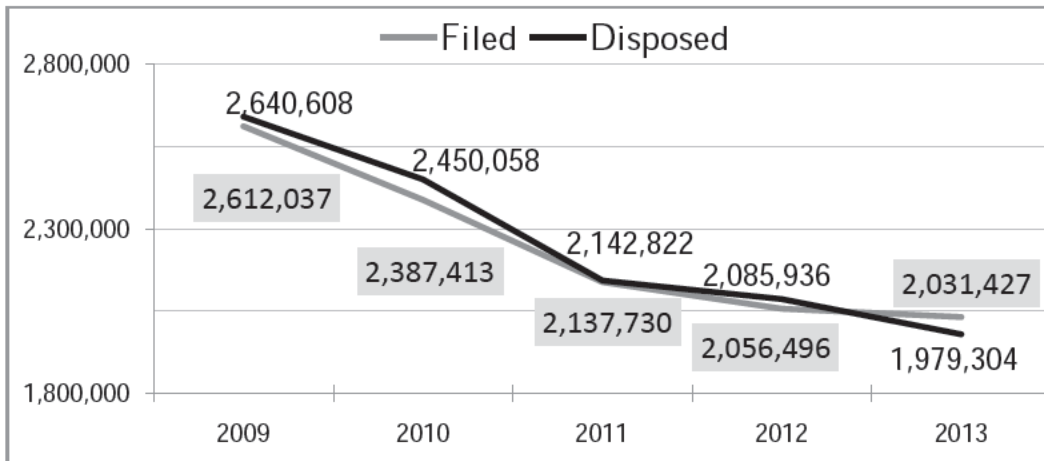
TR A Traffic case number shall be assigned to any case defined by Supreme Court Rule 501(f), except DUI cases. Note that a violation of a traffic ordinance as defined by Rule 501(f) is given a TR number.

CIRCUIT COURTS OF ILLINOIS FIVE-YEAR TRENDS

Total Caseload

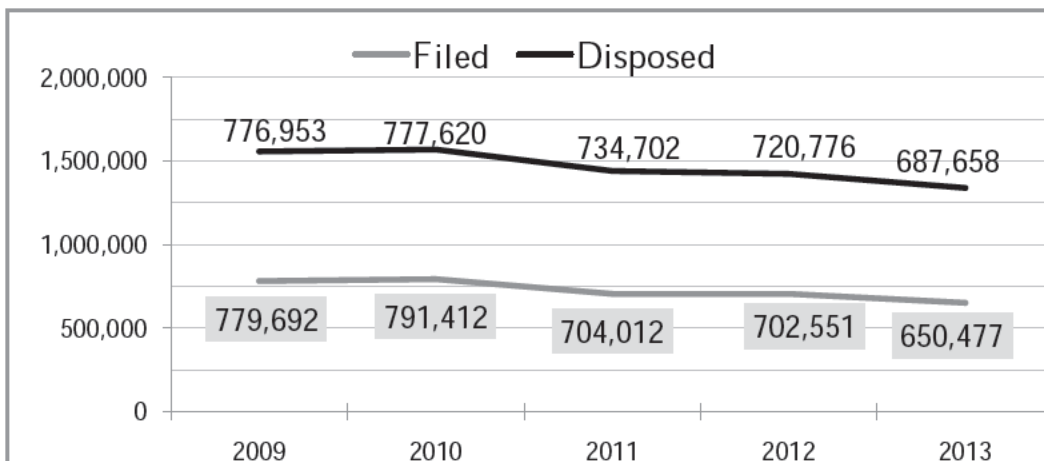


Traffic Cases*



*Excluding parking tickets and DUI

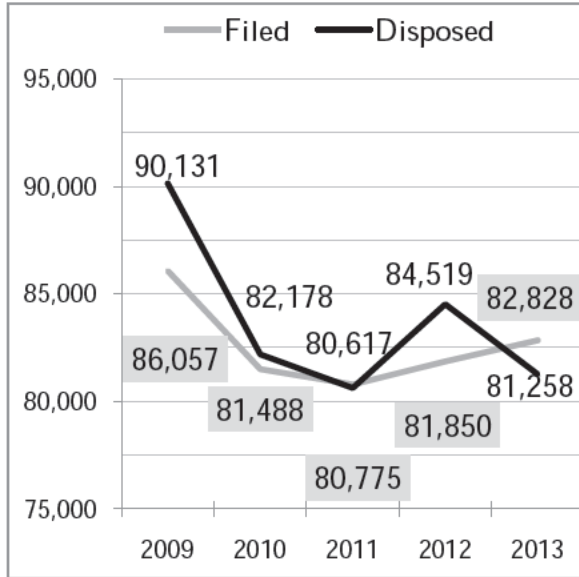
Civil Cases



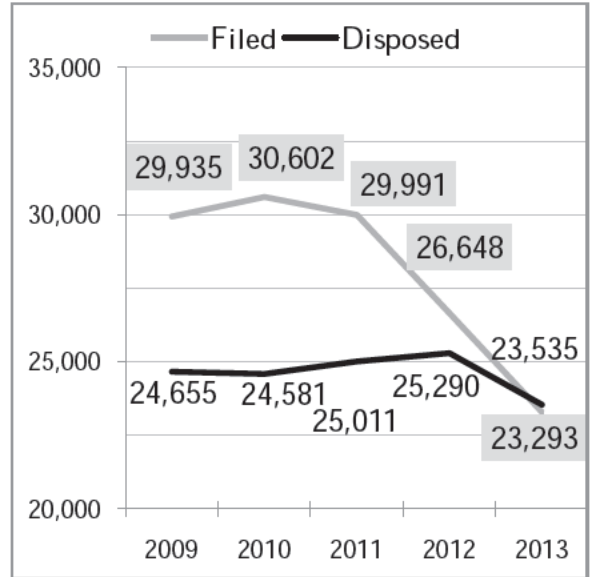
CIRCUIT COURTS OF ILLINOIS

FIVE YEAR-TRENDS

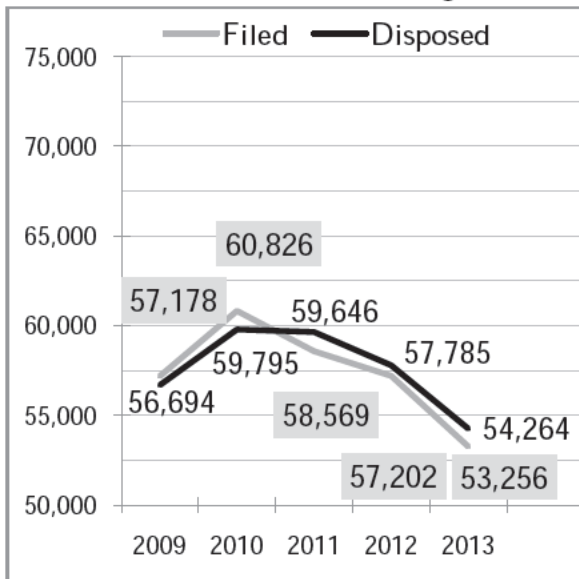
Felony



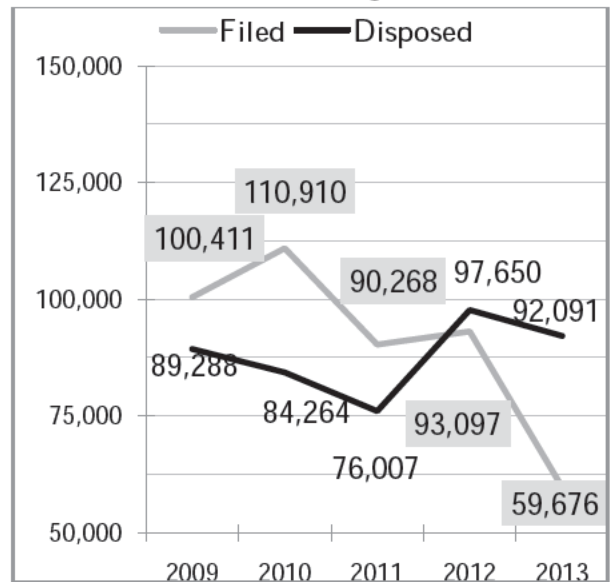
Juvenile



Dissolution of Marriage

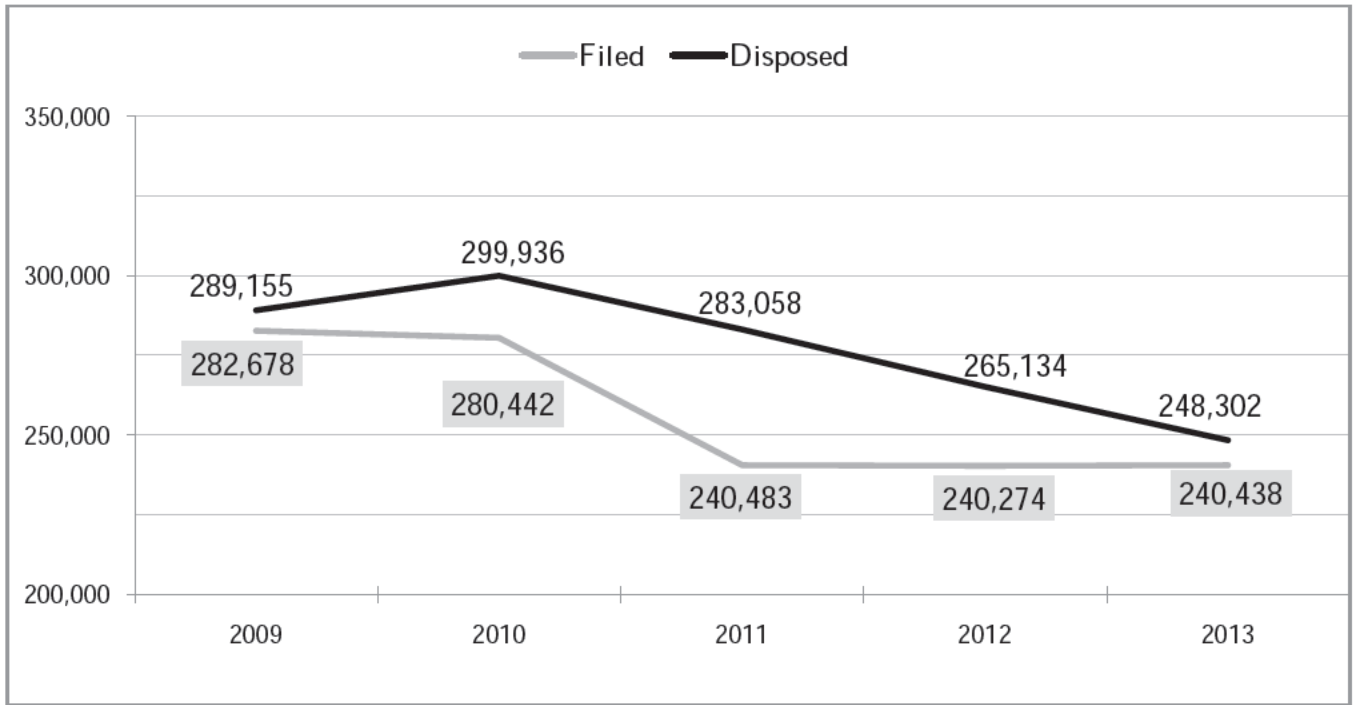


Chancery

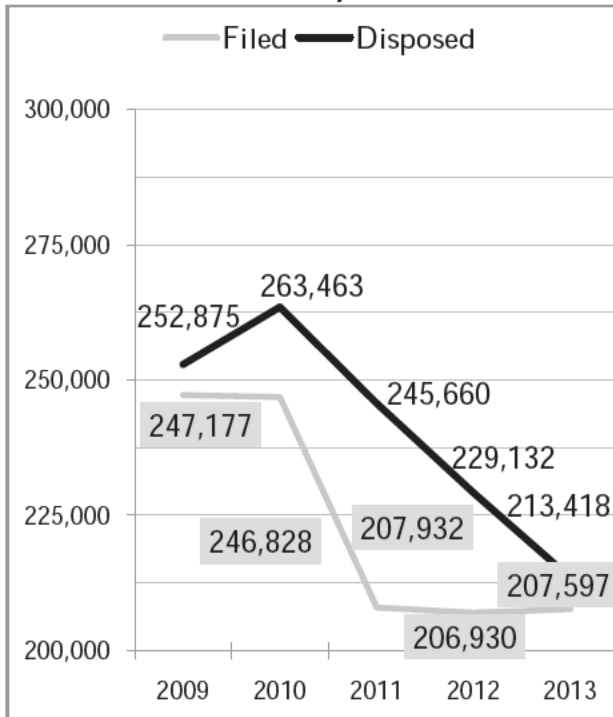


CIRCUIT COURTS OF ILLINOIS FIVE YEAR-TRENDS

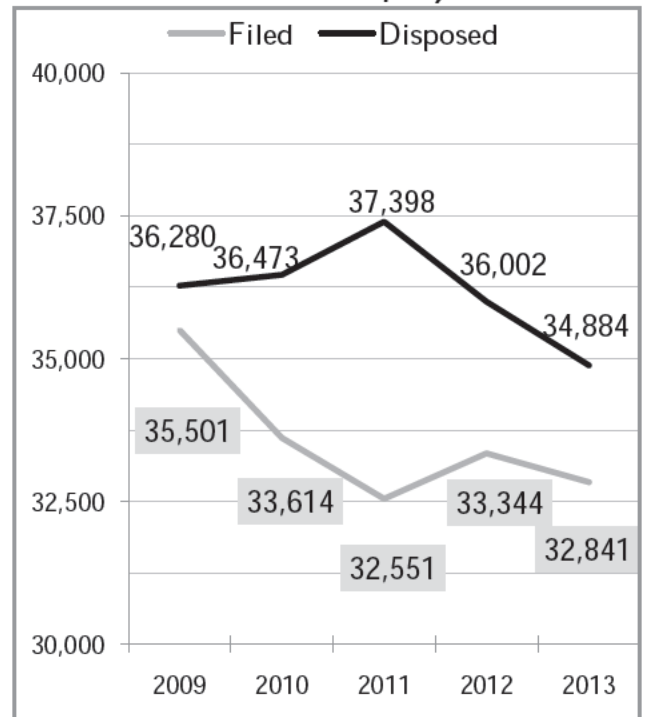
All Law Cases



Law Cases \$50,000 and Less



Law Cases Over \$50,000



CASELOAD AND STATISTICAL RECORDS

**CASELOAD SUMMARIES BY CIRCUIT
CIRCUIT COURTS OF ILLINOIS
CALENDAR YEAR 2013**

CIRCUIT	NEW FILED	REINSTATED	DISPOSED	PENDING AT END
1st	84,512	72	78,846	106,244
2nd	40,581	18	39,580	46,013
3rd	87,289	611	88,711	58,122
4th	48,169	67	50,155	35,088
5th	28,197	0	25,339	48,569
6th	73,732	372	72,703	68,295
7th	78,948	72	78,677	92,612
8th	31,808	20	30,982	20,139
9th	31,963	7	32,091	20,474
10th	80,924	148	79,046	45,647
11th	68,518	840	68,982	43,954
12th	150,905	4,143	159,531	87,929
13th	41,543	896	45,052	19,799
14th	55,562	35	55,259	54,865
15th	42,445	17	42,541	24,079
16th	109,434	939	110,278	57,090
17th	93,015	144	88,783	95,098
18th	232,808	12,395	249,756	60,141
19th	178,926	7,005	190,925	45,059
20th	104,927	305	101,684	99,122
21st	33,823	1	31,484	56,337
22nd	72,312	2,546	76,393	19,328
23rd	42,637	1,588	45,207	22,967
DOWNSTATE TOTAL .	1,812,978	32,241	1,842,005	1,226,971
COOK COUNTY	1,361,166	22,761	1,322,748	1,069,752
STATE TOTAL	3,174,144	55,002	3,164,753	2,296,723

**CASE FILING RATIO: JUDGE/POPULATION
CIRCUIT COURTS OF ILLINOIS
CALENDAR YEAR 2013**

CIRCUIT	NUMBER OF COUNTIES	2013 CENSUS POPULATION ESTIMATE	TOTAL NUMBER OF CASES FILED DURING 2013 **	NUMBER OF JUDGES			NUMBER OF CASES FILED PER JUDGE	NUMBER OF CASES FILED PER 1000 POPULATION
				CIRCUIT	ASSOCIATE	TOTAL*		
1st	9	214,859	84,512	13	7	20	4,225.6	393.3
2nd	12	197,553	40,581	14	6	20	2,029.1	205.4
3rd	2	284,695	87,289	9	12	21	4,156.6	306.6
4th	9	242,125	48,169	12	7	19	2,535.2	198.9
5th	5	179,107	28,197	12	5	17	1,658.6	157.4
6th	6	381,791	73,732	13	11	24	3,072.2	193.1
7th	6	322,584	78,948	12	10	22	3,588.5	244.7
8th	8	142,822	31,808	10	5	15	2,120.5	222.7
9th	6	164,222	31,963	10	5	15	2,130.9	194.6
10th	5	348,642	80,924	10	10	20	4,046.2	232.1
11th	5	295,902	68,518	10	10	20	3,425.9	231.6
12th	1	682,829	150,905	16	18	34	4,438.4	221.0
13th	3	196,467	41,543	8	5	13	3,195.6	211.5
14th	4	270,853	55,562	12	10	22	2,525.5	205.1
15th	5	171,300	42,445	8	8	16	2,652.8	247.8
16th	1	523,643	109,434	13	17	30	3,647.8	209.0
17th	2	344,623	93,015	10	14	24	3,875.6	269.9
18th	1	932,126	232,808	14	30	44	5,291.1	249.8
19th	1	703,019	178,926	15	24	39	4,587.8	254.5
20th	5	369,673	104,927	12	12	24	4,372.0	283.8
21st	2	141,102	33,823	7	5	12	2,818.6	239.7
22nd	1	307,409	72,312	8	11	19	3,805.9	235.2
23rd	2	224,089	42,637	6	5	11	3,876.1	190.3
DOWNSTATE TOTAL	101	7,641,435	1,812,978	254	247	501	3,618.7	237.3
COOK COUNTY	1	5,240,700	1,361,166	258	139	397	3,428.6	259.7
STATE TOTAL	102	12,882,135	3,174,144	512	386	898	3,534.7	246.4

*Average number of sitting Circuit Judges

**Total of all cases in all categories: Civil; Criminal; Traffic, Conservation, and Ordinance; and Juvenile

**CIVIL CASELOAD STATISTICS BY COUNTY
CIRCUIT COURTS OF ILLINOIS
CALENDAR YEAR 2013**

CIRCUIT / COUNTY		ADOPTION	ARBITRATION	CHANCERY	DISSOLUTION OF MARRIAGE	EMINENT DOMAIN	FAMILY	LAW > \$50 000		LAW < \$50 000		MUNICIPAL CORP	MENTAL HEALTH	MISCELLANEOUS REMEDY	ORDER OF PROTECT	PROBATE	SMALL CLAIMS	TAX	TOTAL CIVIL CASES	TOTAL ALL CASES *	CIVIL AS % ALL CASES
								JURY	NON JURY	JURY	NON JURY										
1st ALEXANDER	New Filed	2	0	19	33	18	41	5	9	0	51	0	0	62	42	10	84	13	389	7,329	5.3
	Reinstated	0	0	0	0	0	0	0	0	0	0	0	0	0	0	0	0	0	0	0	0.0
	Disposed Of	1	0	2	18	9	35	0	1	0	17	0	0	8	28	15	59	5	198	6,289	3.1
	End Pending	32	0	112	249	16	464	26	100	0	324	1	0	580	386	149	663	240	3,342	14,397	23.2
1st JACKSON	New Filed	14	0	86	195	0	149	22	135	1	475	0	0	181	171	107	883	74	2,493	15,073	16.5
	Reinstated	0	0	1	0	0	1	0	0	0	2	0	0	0	0	0	1	0	5	5	100.0
	Disposed Of	13	0	94	226	1	164	8	123	0	498	0	0	195	175	102	826	70	2,495	14,864	16.8
	End Pending	9	0	89	59	1	44	29	239	2	145	3	0	105	5	417	361	9	1,517	4,333	35.0
1st JOHNSON	New Filed	5	0	31	63	0	17	2	3	0	32	0	0	69	31	34	75	12	374	3,550	10.5
	Reinstated	0	0	0	0	0	0	0	0	0	0	0	0	0	0	0	1	0	1	2	50.0
	Disposed Of	4	0	27	58	0	14	1	11	0	28	0	0	49	35	19	79	14	339	3,622	9.4
	End Pending	2	0	27	40	0	18	14	7	1	18	0	0	61	1	96	33	6	324	8,286	3.9
1st MASSAC	New Filed	4	0	45	105	0	36	1	19	0	70	0	0	114	71	44	186	29	724	6,091	11.9
	Reinstated	0	0	0	0	0	0	0	0	0	0	0	0	1	0	1	0	0	2	2	100.0
	Disposed Of	4	0	44	101	0	36	0	14	0	63	0	0	96	95	25	168	31	677	5,762	11.7
	End Pending	14	0	89	85	0	71	130	42	0	59	1	1	147	29	257	148	70	1,143	4,692	24.4
1st POPE	New Filed	0	0	10	16	0	8	0	3	0	10	0	0	26	16	11	15	2	117	952	12.3
	Reinstated	0	0	0	0	0	0	0	0	0	0	0	0	0	0	0	1	0	1	1	100.0
	Disposed Of	2	0	8	19	0	10	2	3	0	8	0	0	15	17	4	26	2	116	898	12.9
	End Pending	0	0	12	7	0	10	4	2	0	5	1	2	25	2	59	5	0	134	500	26.8
1st PULASKI	New Filed	4	0	19	23	0	14	0	6	0	10	0	0	63	23	15	63	16	256	24,941	1.0
	Reinstated	0	0	0	0	0	0	0	0	0	0	0	0	0	0	0	0	0	0	0	0.0
	Disposed Of	3	0	10	21	0	10	0	6	0	8	0	0	56	15	3	42	7	181	21,204	0.9
	End Pending	5	0	85	74	0	139	11	63	3	145	0	0	93	75	273	161	192	1,319	55,559	2.4
1st SALINE	New Filed	19	0	48	157	0	65	32	21	2	149	0	1	59	206	78	337	72	1,246	4,839	25.7
	Reinstated	0	0	3	4	0	0	0	1	0	2	0	0	1	0	0	10	0	21	29	72.4
	Disposed Of	20	0	59	154	0	31	4	72	0	154	0	0	54	240	64	317	75	1,244	4,873	25.5
	End Pending	11	0	98	237	0	283	159	79	8	92	0	7	172	101	456	233	101	2,037	3,974	51.3
1st UNION	New Filed	3	0	39	109	0	35	21	21	2	46	0	148	175	58	58	266	29	1,010	5,079	19.9
	Reinstated	0	0	0	0	0	1	0	0	0	0	0	0	0	0	0	1	0	2	2	100.0
	Disposed Of	2	0	47	106	0	39	22	15	1	51	0	148	151	62	33	255	32	964	5,036	19.1
	End Pending	2	0	61	76	0	29	51	37	3	32	0	43	105	34	792	99	20	1,384	5,516	25.1
1st WILLIAMSON	New Filed	40	0	176	387	3	194	104	85	4	401	0	0	301	269	155	1,097	97	3,313	16,658	19.9
	Reinstated	0	0	13	8	0	3	0	0	0	2	0	0	0	0	4	0	1	31	31	100.0
	Disposed Of	39	0	259	437	9	199	11	187	3	604	0	1	300	296	140	1,031	99	3,615	16,298	22.2
	End Pending	16	0	244	139	2	78	277	68	12	171	0	0	74	19	590	534	17	2,241	8,987	24.9

* TOTAL OF ALL CASES IN ALL CATEGORIES CIVIL; CRIMINAL; TRAFFIC, CONSERVATION, AND ORDINANCE; AND JUVENILE

**CIVIL CASELOAD STATISTICS BY COUNTY
CIRCUIT COURTS OF ILLINOIS
CALENDAR YEAR 2013**

CIRCUIT / COUNTY		ADOPTION	ARBITRATION	CHANCERY	DISSOLUTION OF MARRIAGE	EMINENT DOMAIN	FAMILY	LAW > \$50,000		LAW < \$50,000		MUNICIPAL CORP	MENTAL HEALTH	MISCELLANEOUS REMEDY	ORDER OF PROTECT	PROBATE	SMALL CLAIMS	TAX	TOTAL CIVIL CASES	TOTAL ALL CASES *	CIVIL AS % ALL CASES
								JURY	NON JURY	JURY	NON JURY										
1st CIRCUIT TOTAL	New Filed	91	0	473	1,088	21	559	187	302	9	1,244	0	149	1,050	887	512	3,006	344	9,922	84,512	11.7
	Reinstated	0	0	17	12	0	5	0	1	0	6	0	0	2	0	5	14	1	63	72	87.5
	Disposed Of	88	0	550	1,140	19	538	48	432	4	1,431	0	149	924	963	405	2,803	335	9,829	78,846	12.5
	End Pending	91	0	817	966	19	1,136	701	637	29	991	6	53	1,362	652	3,089	2,237	655	13,441	106,244	12.7
2nd CRAWFORD	New Filed	7	0	22	105	0	37	0	13	1	57	0	0	41	131	74	239	24	751	2,955	25.4
	Reinstated	0	0	0	0	0	1	0	0	0	0	0	0	0	1	0	0	0	2	3	66.7
	Disposed Of	6	0	37	96	0	32	1	16	1	53	0	0	44	129	55	208	21	699	2,878	24.3
	End Pending	13	0	175	177	1	104	22	32	1	81	0	0	81	10	416	265	47	1,425	2,748	51.9
2nd EDWARDS	New Filed	3	0	15	21	0	9	0	2	0	5	0	1	24	31	22	51	10	194	1,102	17.6
	Reinstated	0	0	0	0	0	0	0	0	0	0	0	0	0	0	0	0	0	0	0	0.0
	Disposed Of	5	0	20	28	0	8	2	1	0	5	0	1	24	34	13	42	11	194	1,133	17.1
	End Pending	2	0	13	10	0	10	2	3	0	7	0	2	26	0	74	21	5	175	584	30.0
2nd FRANKLIN	New Filed	16	0	111	228	0	103	42	54	0	207	0	0	79	431	103	451	81	1,906	7,637	25.0
	Reinstated	0	0	0	0	0	0	0	0	0	0	0	0	0	0	0	0	0	0	0	0.0
	Disposed Of	9	0	88	235	0	93	56	21	0	156	0	0	42	442	42	452	46	1,682	7,489	22.5
	End Pending	39	0	589	325	0	350	219	175	16	632	2	2	244	81	730	924	215	4,543	8,938	50.8
2nd GALLATIN	New Filed	0	0	13	24	0	10	1	7	0	17	0	0	21	81	14	41	11	240	1,447	16.6
	Reinstated	0	0	0	0	0	0	0	0	0	0	0	0	0	0	0	0	0	0	0	0.0
	Disposed Of	0	0	13	21	0	7	1	7	0	12	0	0	10	71	6	30	7	185	1,497	12.4
	End Pending	0	0	29	51	0	37	6	19	0	41	0	0	27	42	53	56	21	382	964	39.6
2nd HAMILTON	New Filed	2	0	16	41	0	12	2	4	0	18	0	0	11	86	40	53	39	324	1,244	26.0
	Reinstated	0	0	0	0	0	0	0	0	0	1	0	0	0	0	0	0	0	1	6	16.7
	Disposed Of	0	0	9	35	2	1	3	2	0	22	0	0	5	85	7	51	10	232	1,235	18.8
	End Pending	7	0	30	23	0	29	11	16	0	35	0	0	27	10	107	77	42	414	823	50.3
2nd HARDIN	New Filed	1	0	6	32	0	8	0	1	0	11	0	0	51	34	17	18	13	192	851	22.6
	Reinstated	0	0	0	0	0	0	0	0	0	0	0	0	0	0	0	0	0	0	0	0.0
	Disposed Of	2	0	7	29	0	4	1	1	0	8	0	0	31	34	8	15	15	155	867	17.9
	End Pending	23	0	66	28	0	65	3	37	0	74	0	0	117	200	99	169	59	940	1,611	58.3
2nd JEFFERSON	New Filed	26	0	83	210	0	120	38	41	4	219	0	0	217	184	115	840	79	2,176	11,271	19.3
	Reinstated	0	0	1	3	0	0	1	0	0	0	0	0	1	1	0	1	0	8	8	100.0
	Disposed Of	23	0	98	208	0	79	7	67	3	199	0	0	195	159	348	810	27	2,223	10,952	20.3
	End Pending	41	0	126	296	16	270	133	73	50	855	0	2	610	188	384	1,284	143	4,471	11,279	39.6
2nd LAWRENCE	New Filed	6	0	38	81	0	25	8	4	0	39	0	4	70	164	39	164	49	691	1,983	34.8
	Reinstated	0	0	0	0	0	0	0	0	0	0	0	0	0	0	0	0	0	0	0	0.0
	Disposed Of	2	0	39	76	0	21	8	3	0	36	0	2	45	161	98	250	42	783	2,238	35.0
	End Pending	9	0	70	129	0	91	50	21	17	52	1	5	123	37	245	221	89	1,160	2,687	43.2

* TOTAL OF ALL CASES IN ALL CATEGORIES: CIVIL; CRIMINAL; TRAFFIC, CONSERVATION, AND ORDINANCE; AND JUVENILE.

**CIVIL CASELOAD STATISTICS BY COUNTY
CIRCUIT COURTS OF ILLINOIS
CALENDAR YEAR 2013**

CIRCUIT / COUNTY		ADOPTION	ARBITRATION	CHANCERY	DISSOLU OF MARR	EMINENT DOMAIN	FAMILY	LAW > \$50,000		LAW < \$50,000		MUNICIP CORP	MENTAL HEALTH	MISCELL REMEDY	ORDER OF PROTECT		SMALL CLAIMS	TAX	TOTAL CIVIL CASES	TOTAL ALL CASES *	CIVIL AS % ALL CASES
								JURY	NON JURY	JURY	NON JURY				PROBATE	PROTECT					
2nd RICHLAND	New Filed	14	0	24	78	0	38	16	8	2	36	0	13	27	137	31	310	17	751	3,300	22.8
	Reinstated	0	0	0	0	0	0	0	0	0	0	0	0	0	0	0	0	0	0	0	0.0
	Disposed Of	15	0	27	79	0	30	5	4	3	26	0	11	45	133	24	256	28	686	3,115	22.0
	End Pending	2	0	38	41	0	52	37	11	4	42	0	4	51	10	254	401	6	953	2,025	47.1
2nd WABASH	New Filed	4	0	22	66	0	32	0	3	0	19	0	0	27	85	42	85	13	398	1,553	25.6
	Reinstated	0	0	0	0	0	0	0	0	0	0	0	0	0	0	0	0	0	0	0	0.0
	Disposed Of	4	0	26	60	1	12	0	8	0	16	0	0	14	75	28	84	26	354	1,446	24.5
	End Pending	8	0	61	57	0	45	11	37	2	46	0	0	38	25	190	142	33	695	1,729	40.2
2nd WAYNE	New Filed	7	0	19	81	0	43	1	7	0	30	0	0	22	130	49	104	104	597	3,285	18.2
	Reinstated	0	0	0	0	0	0	0	0	0	0	0	0	0	0	0	0	0	0	1	0.0
	Disposed Of	5	0	25	72	0	36	2	8	0	29	0	0	9	122	36	84	87	515	3,053	16.9
	End Pending	9	0	83	76	0	79	23	28	3	90	1	2	96	27	152	285	130	1,084	6,141	17.7
2nd WHITE	New Filed	2	0	32	73	0	47	5	4	0	42	0	0	31	126	60	222	44	688	3,953	17.4
	Reinstated	0	0	0	0	0	0	0	0	0	0	0	0	0	0	0	0	0	0	0	0.0
	Disposed Of	4	0	37	75	0	52	11	5	0	30	0	0	52	123	49	202	35	675	3,677	18.4
	End Pending	9	0	74	41	0	24	36	7	2	51	9	0	30	5	166	141	32	627	6,484	9.7
2nd CIRCUIT TOTAL	New Filed	88	0	401	1,040	0	484	113	148	7	700	0	18	621	1,620	606	2,578	484	8,908	40,581	22.0
	Reinstated	0	0	1	3	0	1	1	0	0	1	0	0	1	1	1	1	0	11	18	61.1
	Disposed Of	75	0	426	1,014	3	375	97	143	7	592	0	14	516	1,568	714	2,484	355	8,383	39,580	21.2
	End Pending	162	0	1,354	1,254	17	1,156	553	459	95	2,006	13	17	1,470	635	2,870	3,986	822	16,869	46,013	36.7
3rd BOND	New Filed	8	0	64	95	0	30	6	12	1	60	0	0	90	103	83	244	22	818	12,154	6.7
	Reinstated	0	0	0	0	0	0	0	0	0	0	0	0	0	0	0	0	0	0	0	0.0
	Disposed Of	1	0	47	73	0	6	5	11	1	32	0	0	8	1	33	213	12	443	11,072	4.0
	End Pending	41	0	150	233	1	346	26	39	5	149	3	3	624	291	418	582	32	2,943	9,014	32.6
3rd MADISON	New Filed	114	673	994	1,123	13	712	145	2,061	1	1,236	1	193	1,053	1,393	619	4,091	191	14,613	75,135	19.4
	Reinstated	0	47	12	0	0	1	45	15	0	7	0	0	7	0	26	55	0	215	611	35.2
	Disposed Of	97	676	1,385	1,230	11	700	1,325	338	28	1,082	1	167	986	1,409	665	4,201	43	14,344	77,639	18.5
	End Pending	92	347	1,516	626	27	1,010	3,933	922	29	1,154	2	88	507	209	3,327	3,159	931	17,879	49,108	36.4
3rd CIRCUIT TOTAL	New Filed	122	673	1,058	1,218	13	742	151	2,073	2	1,296	1	193	1,143	1,496	702	4,335	213	15,431	87,289	17.7
	Reinstated	0	47	12	0	0	1	45	15	0	7	0	0	7	0	26	55	0	215	611	35.2
	Disposed Of	98	676	1,432	1,303	11	706	1,330	349	29	1,114	1	167	994	1,410	698	4,414	55	14,787	88,711	16.7
	End Pending	133	347	1,666	859	28	1,356	3,959	961	34	1,303	5	91	1,131	500	3,745	3,741	963	20,822	58,122	35.8
4th CHRISTIAN	New Filed	16	0	86	174	0	93	29	11	1	116	0	3	174	386	95	602	12	1,798	6,369	28.2
	Reinstated	0	0	0	0	0	0	0	0	0	1	0	0	0	0	1	2	0	4	10	40.0
	Disposed Of	15	0	100	173	2	74	24	6	2	107	0	2	97	376	86	604	12	1,680	6,494	25.9
	End Pending	9	0	67	64	12	289	58	19	0	39	3	2	272	57	776	156	8	1,831	4,225	43.3

* TOTAL OF ALL CASES IN ALL CATEGORIES: CIVIL; CRIMINAL; TRAFFIC, CONSERVATION, AND ORDINANCE; AND JUVENILE.

**CIVIL CASELOAD STATISTICS BY COUNTY
CIRCUIT COURTS OF ILLINOIS
CALENDAR YEAR 2013**

CIRCUIT / COUNTY		ADOPTION	ARBITRA	CHANCERY	DISSOLU OF MARR	EMINENT DOMAIN	FAMILY	LAW > \$50,000		LAW < \$50,000		MUNICIP CORP	MENTAL HEALTH	MISCELL REMEDY	ORDER OF PROTECT	PROBATE	SMALL CLAIMS	TAX	TOTAL	TOTAL ALL	CIVIL AS %
			TION					JURY	NON JURY	JURY	NON JURY								CIVIL CASES	CASES *	ALL CASES
4th CLAY	New Filed	4	0	22	80	0	30	0	12	0	24	0	0	21	96	39	146	21	495	1,827	27.1
	Reinstated	0	0	0	0	0	0	0	0	0	0	0	0	0	0	0	0	0	0	0	0.0
	Disposed Of	4	0	25	66	0	25	5	7	0	27	0	0	10	90	28	115	63	465	1,738	26.8
	End Pending	2	0	20	40	0	26	2	16	2	15	0	0	22	7	89	57	15	313	735	42.6
4th CLINTON	New Filed	10	0	75	120	5	42	0	25	0	96	0	0	88	83	89	364	21	1,018	3,550	28.7
	Reinstated	0	0	0	0	0	0	0	0	0	0	0	0	0	0	0	0	0	0	1	0.0
	Disposed Of	10	0	94	99	5	32	8	19	0	86	0	0	70	86	31	330	24	894	4,119	21.7
	End Pending	2	0	58	97	0	50	10	41	0	39	0	2	80	8	680	152	14	1,233	2,438	50.6
4th EFFINGHAM	New Filed	10	0	68	155	0	63	5	47	1	88	0	1	130	138	83	539	1	1,329	8,870	15.0
	Reinstated	0	0	1	0	0	0	0	1	0	2	0	0	0	0	0	45	0	49	49	100.0
	Disposed Of	10	0	69	142	0	61	2	45	0	88	0	1	131	132	98	618	4	1,401	9,008	15.6
	End Pending	3	0	46	62	1	30	13	79	1	43	1	3	21	15	308	140	2	768	8,995	8.5
4th FAYETTE	New Filed	14	0	58	120	0	70	11	8	3	77	1	0	110	138	79	394	29	1,112	6,820	16.3
	Reinstated	0	0	1	0	0	0	0	0	0	0	0	0	0	0	0	0	0	1	1	100.0
	Disposed Of	13	0	41	128	0	50	9	8	2	69	0	0	81	127	57	374	39	998	8,521	11.7
	End Pending	12	0	59	43	0	45	18	8	1	21	3	0	62	25	300	192	12	801	3,377	23.7
4th JASPER	New Filed	1	0	13	29	0	14	2	2	0	15	0	0	22	31	23	96	2	250	1,459	17.1
	Reinstated	0	0	0	0	0	0	0	0	0	0	0	0	0	0	0	0	0	0	0	0.0
	Disposed Of	2	0	19	27	0	10	0	2	0	13	0	0	24	41	25	79	1	243	1,448	16.8
	End Pending	1	0	29	16	0	12	8	1	0	6	0	0	29	4	110	31	8	255	764	33.4
4th MARION	New Filed	12	0	118	209	0	164	21	12	4	210	0	9	169	226	119	376	1	1,650	8,474	19.5
	Reinstated	0	0	1	0	0	4	0	0	0	0	0	0	0	0	0	1	0	6	6	100.0
	Disposed Of	15	0	125	193	0	163	6	43	0	181	0	8	74	200	91	369	0	1,468	8,333	17.6
	End Pending	8	0	166	115	0	73	80	25	6	93	0	1	360	32	641	180	7	1,787	5,885	30.4
4th MONTGOMERY	New Filed	12	0	71	143	0	64	6	24	0	72	0	3	157	291	89	322	42	1,296	7,913	16.4
	Reinstated	0	0	0	0	0	0	0	0	0	0	0	0	0	0	0	0	0	0	0	0.0
	Disposed Of	9	0	79	120	0	31	6	10	0	64	0	2	135	293	124	291	34	1,198	7,667	15.6
	End Pending	14	0	88	103	1	78	42	57	7	86	0	3	210	41	482	280	46	1,538	6,307	24.4
4th SHELBY	New Filed	10	0	42	72	0	55	9	2	0	54	0	0	46	117	75	287	14	783	2,887	27.1
	Reinstated	0	0	0	0	0	0	0	0	0	0	0	0	0	0	0	0	0	0	0	0.0
	Disposed Of	8	0	45	66	0	33	0	16	0	55	0	0	30	116	57	274	15	715	2,827	25.3
	End Pending	7	0	83	77	0	216	28	9	4	46	4	0	56	46	341	162	30	1,109	2,362	47.0
4th CIRCUIT TOTAL	New Filed	89	0	553	1,102	5	595	83	143	9	752	1	16	917	1,506	691	3,126	143	9,731	48,169	20.2
	Reinstated	0	0	3	0	0	4	0	1	0	3	0	0	0	0	1	48	0	60	67	89.6
	Disposed Of	86	0	597	1,014	7	479	60	156	4	690	0	13	652	1,461	597	3,054	192	9,062	50,155	18.1
	End Pending	58	0	616	617	14	819	259	255	21	388	11	11	1,112	235	3,727	1,350	142	9,635	35,088	27.5

* TOTAL OF ALL CASES IN ALL CATEGORIES: CIVIL; CRIMINAL; TRAFFIC, CONSERVATION, AND ORDINANCE; AND JUVENILE.

**CIVIL CASELOAD STATISTICS BY COUNTY
CIRCUIT COURTS OF ILLINOIS
CALENDAR YEAR 2013**

CIRCUIT / COUNTY		ADoption	ARBITRA TION	CHANCERY	DISSOLU OF MARR	EMINENT DOMAIN	FAMILY	LAW > \$50,000		LAW < \$50,000		MUNICIP CORP	MENTAL HEALTH	MISCELL REMEDY	ORDER OF PROTECT	PROBATE	SMALL CLAIMS	TAX	TOTAL CIVIL CASES	TOTAL ALL CASES *	CIVIL AS % ALL CASES
								JURY	NON JURY	JURY	NON JURY										
5th CLARK	New Filed	4	0	35	56	0	36	6	9	0	35	0	0	30	69	56	168	0	504	2,559	19.7
	Reinstated	0	0	0	0	0	0	0	0	0	0	0	0	0	0	0	0	0	0	0	0.0
	Disposed Of	0	0	15	20	0	14	1	7	1	28	0	0	0	16	23	170	0	295	2,386	12.4
	End Pending	12	0	96	101	0	76	29	31	4	75	0	0	104	57	290	140	1	1,016	3,743	27.1
5th COLES	New Filed	23	0	93	230	0	153	18	42	1	409	0	32	399	242	116	1,048	41	2,847	11,592	24.6
	Reinstated	0	0	0	0	0	0	0	0	0	0	0	0	0	0	0	0	0	0	0	0.0
	Disposed Of	16	0	97	173	0	80	11	40	0	299	0	27	268	199	77	811	34	2,132	11,200	19.0
	End Pending	23	0	118	189	0	186	79	105	6	856	0	22	339	144	66	1,218	34	3,385	14,050	24.1
5th CUMBERLAND	New Filed	33	0	17	61	0	16	0	8	0	28	0	0	60	32	34	117	17	423	2,346	18.0
	Reinstated	0	0	0	0	0	0	0	0	0	0	0	0	0	0	0	0	0	0	0	0.0
	Disposed Of	9	0	2	30	0	1	0	3	0	9	0	0	23	3	4	110	1	195	2,147	9.1
	End Pending	33	0	125	114	0	121	16	49	3	161	0	4	71	108	350	363	63	1,581	4,493	35.2
5th EDGAR	New Filed	11	0	40	90	0	67	4	11	0	98	0	0	86	95	85	272	1	860	2,839	30.3
	Reinstated	0	0	0	0	0	0	0	0	0	0	0	0	0	0	0	0	0	0	0	0.0
	Disposed Of	9	0	41	77	0	48	1	10	1	54	0	0	60	88	51	278	0	718	2,624	27.4
	End Pending	10	0	55	144	0	80	40	20	0	177	0	0	111	19	543	255	32	1,486	2,810	52.9
5th VERMILION	New Filed	45	0	254	328	2	335	0	76	0	812	1	5	263	466	213	1,314	1	4,115	8,861	46.4
	Reinstated	0	0	0	0	0	0	0	0	0	0	0	0	0	0	0	0	0	0	0	0.0
	Disposed Of	31	0	234	267	0	231	1	46	0	601	0	1	137	348	117	1,080	0	3,094	6,982	44.3
	End Pending	85	0	441	750	17	1,972	10	273	1	1,364	1	38	590	393	2,154	1,792	147	10,028	23,473	42.7
5th CIRCUIT TOTAL	New Filed	116	0	439	765	2	607	28	146	1	1,382	1	37	838	904	504	2,919	60	8,749	28,197	31.0
	Reinstated	0	0	0	0	0	0	0	0	0	0	0	0	0	0	0	0	0	0	0	0.0
	Disposed Of	65	0	389	567	0	374	14	106	2	991	0	28	488	654	272	2,449	35	6,434	25,339	25.4
	End Pending	163	0	835	1,298	17	2,435	174	478	14	2,633	1	64	1,215	721	3,403	3,768	277	17,496	48,569	36.0
6th CHAMPAIGN	New Filed	76	0	353	600	0	638	93	138	8	1,155	3	15	1,121	606	385	1,660	3	6,854	31,341	21.9
	Reinstated	0	0	2	2	0	0	1	0	0	1	0	0	1	1	0	9	0	17	356	4.8
	Disposed Of	68	0	498	564	2	388	66	80	0	922	1	15	1,055	602	202	1,257	13	5,733	31,470	18.2
	End Pending	108	0	1,173	1,179	21	2,936	931	907	53	5,101	8	19	1,196	66	3,260	4,001	6	20,965	35,981	58.3
6th DEWITT	New Filed	3	0	60	67	0	38	2	17	1	44	0	0	64	101	49	171	22	639	2,980	21.4
	Reinstated	0	0	0	0	0	0	0	0	0	0	0	0	0	0	0	0	0	0	0	0.0
	Disposed Of	0	0	7	6	0	2	0	1	0	5	0	0	6	68	7	40	0	142	2,370	6.0
	End Pending	19	0	224	149	1	114	6	48	3	157	0	1	183	41	422	300	42	1,710	2,995	57.1
6th DOUGLAS	New Filed	1	0	57	51	0	40	10	7	1	35	0	0	63	35	50	138	1	489	3,415	14.3
	Reinstated	0	0	2	0	0	0	0	0	0	1	0	0	0	0	0	0	1	4	5	80.0
	Disposed Of	3	0	67	54	0	29	8	2	0	32	0	0	55	34	46	121	3	454	3,352	13.5
	End Pending	3	0	49	56	0	27	28	9	2	32	0	0	21	3	112	117	0	459	3,971	11.6

* TOTAL OF ALL CASES IN ALL CATEGORIES: CIVIL; CRIMINAL; TRAFFIC, CONSERVATION, AND ORDINANCE; AND JUVENILE.

**CIVIL CASELOAD STATISTICS BY COUNTY
CIRCUIT COURTS OF ILLINOIS
CALENDAR YEAR 2013**

CIRCUIT / COUNTY		ADOPTION	ARBITRATION	CHANCERY	DISSOLUTION OF MARRIAGE	EMINENT DOMAIN	FAMILY	LAW > \$50,000		LAW < \$50,000		MUNICIPAL CORP	MENTAL HEALTH	MISCELLANEOUS REMEDY	ORDER OF PROTECT	PROBATE	SMALL CLAIMS	TAX	TOTAL CIVIL CASES	TOTAL ALL CASES *	CIVIL AS % ALL CASES
								JURY	NON JURY	JURY	NON JURY										
6th MACON	New Filed	55	0	349	520	0	583	70	111	4	1,012	0	202	1,755	759	304	2,689	157	8,570	30,495	28.1
	Reinstated	0	0	0	0	0	0	0	0	0	0	0	0	0	0	0	1	0	1	2	50.0
	Disposed Of	55	0	345	606	0	419	13	147	3	867	0	200	1,516	733	343	2,781	147	8,175	29,972	27.3
	End Pending	45	0	486	586	0	637	217	196	9	889	17	13	589	75	1,720	1,807	61	7,347	22,230	33.0
6th MOULTRIE	New Filed	3	0	37	54	0	34	5	4	1	50	1	0	31	45	45	165	3	478	2,508	19.1
	Reinstated	0	0	1	1	0	0	0	1	0	0	0	0	0	0	1	0	0	4	9	44.4
	Disposed Of	4	0	45	49	0	26	3	9	1	51	1	0	28	43	54	149	3	466	2,492	18.7
	End Pending	0	0	36	39	0	16	10	5	0	16	0	0	2	1	127	66	1	319	795	40.1
6th PIATT	New Filed	5	0	62	47	0	20	6	10	1	33	0	0	47	64	57	140	19	511	2,993	17.1
	Reinstated	0	0	0	0	0	0	0	0	0	0	0	0	0	0	0	0	0	0	0	0.0
	Disposed Of	3	0	40	16	0	0	1	5	1	41	0	0	49	63	31	84	19	353	3,047	11.6
	End Pending	9	0	146	131	2	44	11	19	1	9	1	0	9	57	257	256	8	960	2,323	41.3
6th CIRCUIT TOTAL	New Filed	143	0	918	1,339	0	1,353	186	287	16	2,329	4	217	3,081	1,610	890	4,963	205	17,541	73,732	23.8
	Reinstated	0	0	5	3	0	0	1	1	0	2	0	0	1	1	1	10	1	26	372	7.0
	Disposed Of	133	0	1,002	1,295	2	864	91	244	5	1,918	2	215	2,709	1,543	683	4,432	185	15,323	72,703	21.1
	End Pending	184	0	2,114	2,140	24	3,774	1,203	1,184	68	6,204	26	33	2,000	243	5,898	6,547	118	31,760	68,295	46.5
7th GREENE	New Filed	7	0	35	51	0	38	9	3	3	54	0	1	43	80	37	171	19	551	1,982	27.8
	Reinstated	0	0	0	1	0	1	1	0	0	0	0	0	0	0	0	2	0	5	15	33.3
	Disposed Of	5	0	27	52	0	44	8	3	1	54	0	4	34	90	60	169	18	569	1,944	29.3
	End Pending	3	0	27	34	0	18	13	6	3	21	0	0	16	6	53	82	11	293	873	33.6
7th JERSEY	New Filed	13	0	69	100	0	35	0	19	0	54	0	7	56	83	50	236	22	744	4,306	17.3
	Reinstated	0	0	0	0	0	0	0	0	0	0	0	0	0	0	0	0	0	0	0	0.0
	Disposed Of	15	0	80	88	0	34	1	20	0	56	0	0	59	78	35	279	13	758	4,491	16.9
	End Pending	1	0	69	38	2	12	4	30	0	29	0	13	4	7	297	60	13	579	2,256	25.7
7th MACOUPIN	New Filed	7	0	155	233	0	105	11	26	2	185	0	6	115	280	179	472	95	1,871	7,155	26.1
	Reinstated	0	0	0	0	0	0	0	0	0	0	0	0	0	0	0	0	0	0	1	0.0
	Disposed Of	4	0	189	207	1	43	14	15	4	155	0	10	100	202	135	596	91	1,766	6,883	25.7
	End Pending	15	0	152	105	0	130	50	45	8	168	18	3	78	184	616	1,280	22	2,874	9,599	29.9
7th MORGAN	New Filed	12	0	71	161	0	101	13	20	5	193	0	3	142	235	131	1,095	34	2,216	6,308	35.1
	Reinstated	0	0	3	0	0	0	1	0	0	0	0	0	0	0	0	0	0	4	5	80.0
	Disposed Of	9	0	85	144	0	103	30	25	3	176	0	3	169	242	71	1,015	42	2,117	6,262	33.8
	End Pending	10	0	80	119	0	63	35	30	7	121	0	0	12	13	652	364	2	1,508	2,397	62.9
7th SANGAMON	New Filed	103	0	1,051	830	16	768	175	143	25	1,855	0	959	1,224	2,266	684	6,288	144	16,531	58,155	28.4
	Reinstated	9	0	1	21	0	9	1	0	0	0	0	2	0	0	3	0	0	46	46	100.0
	Disposed Of	99	0	1,501	927	14	369	180	298	48	1,968	0	982	918	2,197	405	5,936	42	15,884	58,208	27.3
	End Pending	123	0	5,270	2,662	33	3,596	762	640	718	1,754	15	73	3,399	1,189	4,735	11,661	2,027	38,657	76,567	50.5

* TOTAL OF ALL CASES IN ALL CATEGORIES: CIVIL; CRIMINAL; TRAFFIC, CONSERVATION, AND ORDINANCE; AND JUVENILE.

**CIVIL CASELOAD STATISTICS BY COUNTY
CIRCUIT COURTS OF ILLINOIS
CALENDAR YEAR 2013**

CIRCUIT / COUNTY		ADOPTION	ARBITRATION	CHANCERY	DISSOLUTION OF MARRIAGE	EMINENT DOMAIN	FAMILY	LAW > \$50,000		LAW < \$50,000		MUNICIPAL CORP	MENTAL HEALTH	MISCELLANEOUS REMEDY	ORDER OF PROTECT	PROBATE	SMALL CLAIMS	TAX	TOTAL CIVIL CASES	TOTAL ALL CASES *	CIVIL AS % ALL CASES
								JURY	NON JURY	JURY	NON JURY										
7th SCOTT	New Filed	0	0	8	20	0	2	0	4	0	16	0	1	22	18	17	28	3	139	1,042	13.3
	Reinstated	0	0	2	0	0	0	0	0	0	1	0	0	0	0	0	0	0	3	5	60.0
	Disposed Of	0	0	2	13	0	2	0	2	0	8	0	0	12	15	3	24	1	82	889	9.2
	End Pending	1	0	30	20	0	62	2	9	0	21	0	2	25	1	100	36	6	315	920	34.2
7th CIRCUIT TOTAL	New Filed	142	0	1,389	1,395	16	1,049	208	215	35	2,357	0	977	1,602	2,962	1,098	8,290	317	22,052	78,948	27.9
	Reinstated	9	0	6	22	0	10	3	0	0	1	0	2	0	0	3	2	0	58	72	80.6
	Disposed Of	132	0	1,884	1,431	15	595	233	363	56	2,417	0	999	1,292	2,824	709	8,019	207	21,176	78,677	26.9
	End Pending	153	0	5,628	2,978	35	3,881	866	760	736	2,114	33	91	3,534	1,400	6,453	13,483	2,081	44,226	92,612	47.8
8th ADAMS	New Filed	32	0	116	266	1	203	3	56	3	229	0	147	226	506	133	1,690	42	3,653	14,745	24.8
	Reinstated	0	0	0	0	0	2	0	0	0	2	0	0	0	0	0	0	0	4	5	80.0
	Disposed Of	30	0	139	279	1	164	1	60	0	245	0	128	205	490	114	1,710	39	3,605	14,385	25.1
	End Pending	22	0	67	136	0	113	15	77	3	144	0	27	50	182	612	1,380	7	2,835	8,225	34.5
8th BROWN	New Filed	0	0	5	40	0	12	2	1	1	9	0	0	45	26	16	75	3	235	1,548	15.2
	Reinstated	0	0	0	0	0	0	0	0	0	0	0	0	0	0	0	0	0	0	0	0.0
	Disposed Of	0	0	5	31	0	5	1	2	0	7	0	0	41	25	7	67	2	193	1,503	12.8
	End Pending	1	0	2	31	0	15	3	4	1	7	0	1	22	1	55	29	4	176	651	27.0
8th CALHOUN	New Filed	0	0	10	14	0	6	5	5	0	10	0	0	15	10	19	30	6	130	704	18.5
	Reinstated	0	0	0	0	0	0	0	0	0	0	0	0	0	0	0	0	0	0	0	0.0
	Disposed Of	0	0	5	10	0	5	0	3	0	11	0	0	11	7	3	18	0	73	644	11.3
	End Pending	0	0	20	13	0	7	7	4	1	7	0	0	8	3	71	27	13	181	462	39.2
8th CASS	New Filed	3	0	27	63	0	46	6	3	3	48	1	0	34	78	27	130	8	477	2,155	22.1
	Reinstated	0	0	1	0	0	0	0	0	0	0	0	0	0	0	0	2	1	4	5	80.0
	Disposed Of	3	0	38	54	1	54	0	9	0	46	0	0	31	76	51	162	9	534	2,206	24.2
	End Pending	2	0	28	39	0	22	8	4	1	29	1	0	26	20	185	42	5	412	1,141	36.1
8th MASON	New Filed	4	0	36	55	2	45	6	3	1	30	0	0	31	101	77	143	19	553	3,267	16.9
	Reinstated	0	0	0	0	0	0	0	0	0	0	0	0	0	0	0	0	0	0	3	0.0
	Disposed Of	1	0	28	46	0	15	0	6	0	28	0	0	32	96	28	121	9	410	3,155	13.0
	End Pending	19	0	76	46	2	137	11	10	2	28	14	4	41	35	365	114	28	932	3,136	29.7
8th MENARD	New Filed	1	0	28	31	0	14	5	4	1	29	0	0	28	45	44	93	1	324	1,158	28.0
	Reinstated	0	0	0	0	0	1	0	0	0	0	0	0	0	0	3	0	0	4	4	100.0
	Disposed Of	2	0	37	36	0	17	2	6	0	25	0	0	18	48	35	71	2	299	1,178	25.4
	End Pending	1	0	30	24	0	16	11	4	1	14	3	0	5	6	142	45	2	304	725	41.9
8th PIKE	New Filed	10	0	42	82	0	30	4	10	0	46	0	1	64	153	66	221	48	777	6,011	12.9
	Reinstated	0	0	0	0	0	0	0	0	0	0	0	0	0	0	0	0	0	0	0	0.0
	Disposed Of	10	0	40	72	0	23	3	6	2	37	0	0	38	137	44	209	39	660	5,608	11.8
	End Pending	3	0	109	77	0	50	23	16	2	49	20	4	68	56	243	195	69	984	4,833	20.4

* TOTAL OF ALL CASES IN ALL CATEGORIES: CIVIL; CRIMINAL; TRAFFIC, CONSERVATION, AND ORDINANCE; AND JUVENILE.

**CIVIL CASELOAD STATISTICS BY COUNTY
CIRCUIT COURTS OF ILLINOIS
CALENDAR YEAR 2013**

CIRCUIT / COUNTY		ADOPTION	ARBITRATION	CHANCERY	DISSOLUTION OF MARRIAGE	EMINENT DOMAIN	FAMILY	LAW > \$50,000		LAW < \$50,000		MUNICIPAL CORP	MENTAL HEALTH	MISCELLANEOUS REMEDY	ORDER OF PROTECT	PROBATE	SMALL CLAIMS	TAX	TOTAL CIVIL CASES	TOTAL ALL CASES *	CIVIL AS % ALL CASES
								JURY	NON JURY	JURY	NON JURY										
8th SCHUYLER	New Filed	1	0	16	32	0	13	0	4	0	16	0	2	34	19	16	227	1	381	2,220	17.2
	Reinstated	0	0	0	0	0	1	0	0	0	1	0	0	0	0	1	0	0	3	3	100.0
	Disposed Of	0	0	13	31	0	13	0	5	0	16	0	2	37	21	44	209	0	391	2,303	17.0
	End Pending	1	0	19	16	0	13	6	2	0	7	0	0	15	1	77	57	13	227	966	23.5
8th CIRCUIT TOTAL	New Filed	51	0	280	583	3	369	31	86	9	417	1	150	477	938	398	2,609	128	6,530	31,808	20.5
	Reinstated	0	0	1	0	0	4	0	0	0	3	0	0	0	0	4	2	1	15	20	75.0
	Disposed Of	46	0	305	559	2	296	7	97	2	415	0	130	413	900	326	2,567	100	6,165	30,982	19.9
	End Pending	49	0	351	382	2	373	84	121	11	285	38	36	235	304	1,750	1,889	141	6,051	20,139	30.0
9th FULTON	New Filed	8	0	114	178	1	89	10	11	0	146	0	3	149	294	108	443	42	1,596	6,184	25.8
	Reinstated	0	0	2	1	0	0	1	0	0	0	0	0	0	0	2	1	0	7	7	100.0
	Disposed Of	7	0	138	170	1	89	23	9	1	145	0	3	127	293	132	413	80	1,631	6,366	25.6
	End Pending	7	0	134	91	0	50	28	14	1	51	0	0	55	24	376	177	3	1,011	2,958	34.2
9th HANCOCK	New Filed	3	0	32	87	0	39	6	0	0	34	0	0	53	58	56	145	10	523	1,870	28.0
	Reinstated	0	0	0	0	0	0	0	0	0	0	0	0	0	0	0	0	0	0	0	0.0
	Disposed Of	3	0	25	75	0	23	2	0	0	25	0	0	56	35	35	150	8	437	1,772	24.7
	End Pending	1	0	33	84	0	41	28	0	0	59	0	0	18	27	147	368	6	812	1,207	67.3
9th HENDERSON	New Filed	1	0	11	31	2	18	2	3	3	10	0	0	44	32	20	60	11	248	1,976	12.6
	Reinstated	0	0	0	0	0	0	0	0	0	0	0	0	0	0	0	0	0	0	0	0.0
	Disposed Of	0	0	16	23	3	12	0	5	1	10	0	0	31	29	16	54	10	210	2,064	10.2
	End Pending	1	0	9	20	1	42	8	9	3	6	0	0	37	7	137	32	10	322	931	34.6
9th KNOX	New Filed	11	0	111	207	1	185	30	22	4	300	0	46	165	311	222	766	48	2,429	10,966	22.2
	Reinstated	0	0	0	0	0	0	0	0	0	0	0	0	0	0	0	0	0	0	0	0.0
	Disposed Of	13	0	155	207	2	182	38	15	5	284	0	38	139	288	165	733	46	2,310	10,753	21.5
	End Pending	5	0	72	161	1	101	2	102	48	21	0	0	36	33	975	313	13	1,883	6,559	28.7
9th MCDONOUGH	New Filed	13	0	38	105	2	85	10	7	0	122	0	45	140	112	80	423	37	1,219	6,945	17.6
	Reinstated	0	0	0	0	0	0	0	0	0	0	0	0	0	0	0	0	0	0	0	0.0
	Disposed Of	12	0	51	165	3	207	9	7	0	108	0	45	176	100	106	491	46	1,526	6,738	22.6
	End Pending	19	0	121	128	2	209	26	16	12	330	0	15	264	278	497	809	23	2,749	7,390	37.2
9th WARREN	New Filed	6	0	30	57	0	53	8	8	0	59	0	0	112	69	52	339	13	806	4,022	20.0
	Reinstated	0	0	0	0	0	0	0	0	0	0	0	0	0	0	0	0	0	0	0	0.0
	Disposed Of	4	0	42	59	0	62	4	6	0	61	0	0	101	69	109	387	17	921	4,398	20.9
	End Pending	4	0	14	29	0	82	9	14	0	10	0	0	23	5	189	207	19	605	1,429	42.3
9th CIRCUIT TOTAL	New Filed	42	0	336	665	6	469	66	51	7	671	0	94	663	876	538	2,176	161	6,821	31,963	21.3
	Reinstated	0	0	2	1	0	0	1	0	0	0	0	0	0	0	2	1	0	7	7	100.0
	Disposed Of	39	0	427	699	9	575	76	42	7	633	0	86	630	814	563	2,228	207	7,035	32,091	21.9
	End Pending	37	0	383	513	4	525	101	155	64	477	0	15	433	374	2,321	1,906	74	7,382	20,474	36.1

* TOTAL OF ALL CASES IN ALL CATEGORIES: CIVIL; CRIMINAL; TRAFFIC, CONSERVATION, AND ORDINANCE; AND JUVENILE.

**CIVIL CASELOAD STATISTICS BY COUNTY
CIRCUIT COURTS OF ILLINOIS
CALENDAR YEAR 2013**

CIRCUIT / COUNTY		ADOPTION	ARBITRATION	CHANCERY	DISSOLUTION OF MARRIAGE	EMINENT DOMAIN	FAMILY	LAW > \$50,000		LAW < \$50,000		MUNICIPAL CORP	MENTAL HEALTH	MISCELLANEOUS REMEDY	ORDER OF PROTECT	PROBATE	SMALL CLAIMS	TAX	TOTAL CIVIL CASES	TOTAL ALL CASES *	CIVIL AS % ALL CASES
								JURY	NON JURY	JURY	NON JURY										
10th MARSHALL	New Filed	7	0	48	38	0	20	1	10	0	36	1	0	29	64	52	91	12	409	1,795	22.8
	Reinstated	0	0	0	0	0	0	0	0	0	0	0	0	0	0	0	0	0	0	0	0.0
	Disposed Of	1	0	55	37	0	16	1	11	0	29	0	0	24	64	55	66	11	370	1,793	20.6
	End Pending	11	0	55	27	0	25	3	11	0	25	1	0	13	5	199	86	22	483	1,543	31.3
10th PEORIA	New Filed	141	0	528	684	6	881	98	245	14	1,840	0	156	640	1,364	557	2,504	191	9,849	44,611	22.1
	Reinstated	0	0	0	0	0	0	0	0	0	0	0	0	0	0	0	0	0	0	0	0.0
	Disposed Of	107	0	631	586	0	382	47	201	10	1,511	0	130	633	1,170	580	2,140	148	8,276	42,878	19.3
	End Pending	140	0	269	1,043	48	3,141	276	634	24	2,245	0	26	84	243	96	3,476	189	11,934	30,248	39.5
10th PUTNAM	New Filed	1	0	21	17	1	9	0	5	0	11	0	0	22	19	15	49	14	184	920	20.0
	Reinstated	0	0	1	1	0	0	0	0	0	0	0	0	0	0	0	2	0	4	5	80.0
	Disposed Of	1	0	25	13	1	3	0	3	0	15	0	0	20	22	20	49	19	191	918	20.8
	End Pending	1	0	24	17	0	3	0	11	0	4	0	0	9	2	50	21	3	145	376	38.6
10th STARK	New Filed	0	0	12	11	0	10	3	1	0	14	0	0	14	28	29	66	5	193	1,160	16.6
	Reinstated	0	0	0	1	0	0	0	0	0	0	0	0	0	0	0	0	0	1	1	100.0
	Disposed Of	0	0	25	19	0	11	3	2	1	18	0	0	11	28	23	59	2	202	1,212	16.7
	End Pending	0	0	14	3	0	6	8	2	0	5	0	0	4	0	92	51	5	190	460	41.3
10th TAZEWELL	New Filed	34	0	377	624	3	270	68	77	13	544	0	0	195	1,105	343	1,631	76	5,360	32,438	16.5
	Reinstated	0	0	7	1	0	1	0	0	0	5	0	0	0	0	1	9	0	24	142	16.9
	Disposed Of	26	0	498	585	3	212	6	125	1	544	0	0	128	1,069	238	1,560	71	5,066	32,245	15.7
	End Pending	23	0	550	440	4	264	208	96	21	293	0	0	177	50	1,509	1,237	18	4,890	13,020	37.6
10th CIRCUIT TOTAL	New Filed	183	0	986	1,374	10	1,190	170	338	27	2,445	1	156	900	2,580	996	4,341	298	15,995	80,924	19.8
	Reinstated	0	0	8	3	0	1	0	0	0	5	0	0	0	0	1	11	0	29	148	19.6
	Disposed Of	135	0	1,234	1,240	4	624	57	342	12	2,117	0	130	816	2,353	916	3,874	251	14,105	79,046	17.8
	End Pending	175	0	912	1,530	52	3,439	495	754	45	2,572	1	26	287	300	1,946	4,871	237	17,642	45,647	38.6
11th FORD	New Filed	6	27	42	34	0	25	9	6	1	31	0	0	59	60	45	236	11	592	1,931	30.7
	Reinstated	0	2	1	0	0	0	0	0	0	0	0	0	0	2	0	3	0	8	9	88.9
	Disposed Of	8	34	42	35	0	8	7	7	0	25	0	0	21	57	37	229	11	521	1,838	28.3
	End Pending	7	18	201	64	0	203	16	42	5	48	0	2	115	88	198	151	51	1,209	3,711	32.6
11th LIVINGSTON	New Filed	13	0	128	154	13	63	9	28	0	171	1	2	146	159	124	430	50	1,491	7,474	19.9
	Reinstated	0	0	1	0	0	0	0	0	0	0	0	0	0	0	2	0	1	4	21	19.0
	Disposed Of	10	0	150	171	1	62	14	29	2	173	0	2	140	161	194	463	50	1,622	9,022	18.0
	End Pending	15	0	139	108	11	82	44	56	2	92	3	0	80	17	349	237	75	1,310	6,546	20.0
11th LOGAN	New Filed	10	0	86	106	0	77	10	7	0	124	0	4	151	278	79	524	38	1,494	8,485	17.6
	Reinstated	0	0	0	0	0	0	0	0	0	0	0	0	0	0	0	0	0	0	3	0.0
	Disposed Of	7	0	95	102	0	58	8	16	2	104	0	0	149	235	38	494	26	1,334	8,061	16.5
	End Pending	10	0	105	93	0	128	45	38	10	118	31	14	178	182	1,018	232	28	2,230	7,589	29.4

* TOTAL OF ALL CASES IN ALL CATEGORIES: CIVIL; CRIMINAL; TRAFFIC, CONSERVATION, AND ORDINANCE; AND JUVENILE.

**CIVIL CASELOAD STATISTICS BY COUNTY
CIRCUIT COURTS OF ILLINOIS
CALENDAR YEAR 2013**

CIRCUIT / COUNTY		ADOPTION	ARBITRA	CHANCERY	DISSOLU	EMINENT	FAMILY	LAW > \$50,000		LAW < \$50,000		MUNICIP	MENTAL	MISCELL	ORDER OF	PROBATE	SMALL	TAX	TOTAL	TOTAL ALL	CIVIL AS %		
			TION		OF MARR	DOMAIN		JURY	NON JURY	JURY	NON JURY		CORP	HEALTH			REMEDY		PROTECT	CLAIMS	CIVIL CASES	CASES *	ALL CASES
11th MCLEAN	New Filed	70	582	361	654	0	355	57	148	1	1,007	0	442	680	554	323	1,879	2	7,115	45,848	15.5		
	Reinstated	0	36	5	4	0	57	0	1	1	14	0	0	0	0	1	83	0	202	807	25.0		
	Disposed Of	68	572	353	617	0	515	73	90	3	1,000	1	424	479	559	162	1,884	0	6,800	45,208	15.0		
	End Pending	54	325	492	569	0	301	223	308	3	178	0	42	533	6	1,845	597	15	5,491	19,982	27.5		
11th WOODFORD	New Filed	3	0	73	103	4	47	9	12	1	61	0	0	66	157	117	194	1	848	4,780	17.7		
	Reinstated	0	0	0	0	0	0	0	0	0	0	0	0	0	0	0	0	0	0	0	0.0		
	Disposed Of	4	0	91	98	4	29	4	10	2	67	0	0	55	143	129	202	0	838	4,853	17.3		
	End Pending	10	0	99	185	1	296	10	29	3	30	0	0	45	46	409	101	18	1,282	6,126	20.9		
11th CIRCUIT TOTAL	New Filed	102	609	690	1,051	17	567	94	201	3	1,394	1	448	1,102	1,208	688	3,263	102	11,540	68,518	16.8		
	Reinstated	0	38	7	4	0	57	0	1	1	14	0	0	0	2	3	86	1	214	840	25.5		
	Disposed Of	97	606	731	1,023	5	672	106	152	9	1,369	1	426	844	1,155	560	3,272	87	11,115	68,982	16.1		
	End Pending	96	343	1,036	1,019	12	1,010	338	473	23	466	34	58	951	339	3,819	1,318	187	11,522	43,954	26.2		
12th WILL	New Filed	95	1,433	4,077	2,283	126	967	247	779	4	3,646	2	93	3,050	2,374	923	8,387	425	28,911	150,905	19.2		
	Reinstated	0	59	59	46	0	14	35	12	0	34	0	0	18	0	22	170	1	470	4,143	11.3		
	Disposed Of	103	1,500	7,191	2,354	44	1,259	761	322	26	3,719	2	88	3,021	2,360	1,942	8,705	333	33,730	159,531	21.1		
	End Pending	95	222	8,364	1,487	142	1,081	1,134	551	7	233	3	6	450	55	6,254	1,779	191	22,054	87,929	25.1		
12th CIRCUIT TOTAL	New Filed	95	1,433	4,077	2,283	126	967	247	779	4	3,646	2	93	3,050	2,374	923	8,387	425	28,911	150,905	19.2		
	Reinstated	0	59	59	46	0	14	35	12	0	34	0	0	18	0	22	170	1	470	4,143	11.3		
	Disposed Of	103	1,500	7,191	2,354	44	1,259	761	322	26	3,719	2	88	3,021	2,360	1,942	8,705	333	33,730	159,531	21.1		
	End Pending	95	222	8,364	1,487	142	1,081	1,134	551	7	233	3	6	450	55	6,254	1,779	191	22,054	87,929	25.1		
13th BUREAU	New Filed	1	0	112	100	0	63	0	30	0	91	0	0	77	68	112	567	1	1,222	4,945	24.7		
	Reinstated	0	0	0	1	0	0	0	0	0	0	0	0	0	0	0	1	0	2	2	100.0		
	Disposed Of	1	0	134	99	0	50	1	39	0	100	0	0	68	69	82	629	0	1,272	4,865	26.1		
	End Pending	6	0	153	184	0	301	8	68	1	42	2	0	60	29	718	137	24	1,733	5,391	32.1		
13th GRUNDY	New Filed	7	0	238	205	2	78	30	43	2	274	0	0	187	180	110	876	31	2,263	12,805	17.7		
	Reinstated	0	0	48	2	0	0	1	0	0	6	0	0	0	0	4	9	0	70	70	100.0		
	Disposed Of	10	0	377	223	2	90	3	54	1	281	0	0	184	183	98	874	33	2,413	13,322	18.1		
	End Pending	9	0	233	123	5	45	101	52	7	74	0	0	60	5	349	291	15	1,369	3,751	36.5		
13th LASALLE	New Filed	28	0	388	425	0	250	60	86	5	623	0	14	390	382	241	1,961	120	4,973	23,793	20.9		
	Reinstated	0	0	35	3	0	2	5	0	10	67	0	0	0	0	10	46	0	178	824	21.6		
	Disposed Of	24	0	570	420	1	242	79	158	3	736	0	14	391	384	260	1,949	122	5,353	26,865	19.9		
	End Pending	12	0	501	243	0	133	23	310	43	80	0	0	82	2	858	423	58	2,768	10,657	26.0		
13th CIRCUIT TOTAL	New Filed	36	0	738	730	2	391	90	159	7	988	0	14	654	630	463	3,404	152	8,458	41,543	20.4		
	Reinstated	0	0	83	6	0	2	6	0	10	73	0	0	0	0	14	56	0	250	896	27.9		
	Disposed Of	35	0	1,081	742	3	382	83	251	4	1,117	0	14	643	636	440	3,452	155	9,038	45,052	20.1		
	End Pending	27	0	887	550	5	479	132	430	51	196	2	0	202	36	1,925	851	97	5,870	19,799	29.6		

* TOTAL OF ALL CASES IN ALL CATEGORIES: CIVIL; CRIMINAL; TRAFFIC, CONSERVATION, AND ORDINANCE; AND JUVENILE.

**CIVIL CASELOAD STATISTICS BY COUNTY
CIRCUIT COURTS OF ILLINOIS
CALENDAR YEAR 2013**

CIRCUIT / COUNTY		ADOPTION	ARBITRA	CHANCERY	DISSOLU	EMINENT	FAMILY	LAW > \$50,000		LAW < \$50,000		MUNICIP	MENTAL	MISCELL	ORDER OF	PROBATE	SMALL	TAX	TOTAL	TOTAL ALL	CIVIL AS %								
			TION		OF MARR	DOMAIN		JURY	NON JURY	JURY	NON JURY											CORP	HEALTH	REMEDY	PROTECT	CLAIMS	CIVIL CASES	CASES *	ALL CASES
14th HENRY	New Filed	15	55	136	186	3	100	8	14	0	181	0	1	225	120	153	604	2	1,803	9,695	18.6								
	Reinstated	0	0	1	0	0	0	0	0	0	0	0	0	0	0	0	1	0	2	3	66.7								
	Disposed Of	15	65	185	177	1	79	3	17	0	180	0	0	195	129	131	577	5	1,759	9,813	17.9								
	End Pending	19	30	81	115	2	235	31	28	0	36	0	2	68	46	577	208	3	1,481	8,891	16.7								
14th MERCER	New Filed	3	15	53	53	1	26	1	9	0	23	0	2	37	66	66	294	15	664	2,288	29.0								
	Reinstated	0	0	0	0	0	0	0	0	0	0	0	0	0	0	0	0	0	0	0	0.0								
	Disposed Of	4	11	65	52	0	40	0	6	0	22	0	1	38	57	58	226	21	601	2,202	27.3								
	End Pending	12	21	115	124	3	148	7	37	2	32	0	10	117	63	308	341	88	1,428	1,987	71.9								
14th ROCK ISLAND	New Filed	63	231	439	576	32	502	20	132	0	744	0	25	1,132	978	448	2,202	112	7,636	31,524	24.2								
	Reinstated	0	0	0	0	0	1	0	1	0	0	0	0	0	1	0	2	0	5	13	38.5								
	Disposed Of	61	228	541	549	19	361	5	131	0	694	0	16	900	844	896	2,148	73	7,466	31,099	24.0								
	End Pending	34	248	1,093	587	14	1,221	84	339	1	616	3	45	1,330	453	3,429	763	198	10,458	35,224	29.7								
14th WHITESIDE	New Filed	16	112	198	246	0	206	1	62	0	203	0	2	164	289	148	1,550	41	3,238	12,055	26.9								
	Reinstated	0	2	11	0	0	0	0	0	0	0	0	0	1	0	0	2	0	16	19	84.2								
	Disposed Of	14	109	244	213	0	160	5	50	0	203	0	2	185	311	151	1,650	55	3,352	12,145	27.6								
	End Pending	15	59	137	137	0	148	8	123	0	32	0	1	42	18	795	322	2	1,839	8,763	21.0								
14th CIRCUIT TOTAL	New Filed	97	413	826	1,061	36	834	30	217	0	1,151	0	30	1,558	1,453	815	4,650	170	13,341	55,562	24.0								
	Reinstated	0	2	12	0	0	1	0	1	0	0	0	0	1	1	0	5	0	23	35	65.7								
	Disposed Of	94	413	1,035	991	20	640	13	204	0	1,099	0	19	1,318	1,341	1,236	4,601	154	13,178	55,259	23.8								
	End Pending	80	358	1,426	963	19	1,752	130	527	3	716	3	58	1,557	580	5,109	1,634	291	15,206	54,865	27.7								
15th CARROLL	New Filed	2	0	49	44	0	43	0	11	0	47	0	0	25	51	47	138	15	472	3,077	15.3								
	Reinstated	0	0	1	0	0	0	0	0	0	0	0	0	0	0	0	1	0	2	2	100.0								
	Disposed Of	0	0	68	46	1	25	0	7	0	51	0	0	21	49	35	145	18	466	2,786	16.7								
	End Pending	7	0	53	20	0	37	6	17	0	14	0	0	28	6	158	28	9	383	1,728	22.2								
15th JO DAVIESS	New Filed	5	0	93	69	1	29	8	20	0	42	0	0	87	62	44	160	29	649	4,532	14.3								
	Reinstated	0	0	0	0	0	0	0	0	0	0	0	0	0	0	0	0	0	0	0	0.0								
	Disposed Of	5	0	129	67	4	34	6	23	0	48	0	0	74	55	54	195	30	724	4,512	16.0								
	End Pending	1	0	103	36	1	12	18	26	1	14	0	0	19	7	171	42	2	453	2,156	21.0								
15th LEE	New Filed	15	0	112	128	0	85	1	25	0	128	0	67	110	147	77	982	50	1,927	9,375	20.6								
	Reinstated	0	0	0	1	0	0	0	1	0	0	0	0	0	0	1	1	1	5	14	35.7								
	Disposed Of	10	0	157	103	0	34	1	43	0	145	0	66	108	147	85	1,022	58	1,979	9,233	21.4								
	End Pending	8	0	150	128	0	243	8	56	1	46	0	12	53	0	492	309	9	1,515	4,438	34.1								
15th OGLE	New Filed	10	0	213	190	0	91	0	36	0	220	0	4	109	172	89	585	25	1,744	15,822	11.0								
	Reinstated	0	0	0	0	0	0	0	0	0	0	0	0	0	0	0	1	0	1	1	100.0								
	Disposed Of	9	0	269	193	0	106	5	37	0	201	0	4	100	168	85	564	33	1,774	16,147	11.0								
	End Pending	8	0	151	120	0	45	7	52	0	77	0	0	32	5	357	169	4	1,027	10,467	9.8								

* TOTAL OF ALL CASES IN ALL CATEGORIES: CIVIL; CRIMINAL; TRAFFIC, CONSERVATION, AND ORDINANCE; AND JUVENILE.

**CIVIL CASELOAD STATISTICS BY COUNTY
CIRCUIT COURTS OF ILLINOIS
CALENDAR YEAR 2013**

CIRCUIT / COUNTY		ADOPTION	ARBITRA	CHANCERY	DISSOLU	EMINENT	FAMILY	LAW > \$50,000		LAW < \$50,000		MUNICIP	MENTAL	MISCELL	ORDER OF	PROBATE	SMALL	TAX	TOTAL	TOTAL ALL	CIVIL AS %
			TION		OF MARR	DOMAIN		JURY	NON JURY	JURY	NON JURY	CORP	HEALTH	REMEDY	PROTECT		CLAIMS	CIVIL CASES	CASES *	ALL CASES	
STEPHENSON	New Filed	16	0	136	146	0	161	5	31	2	394	0	1	88	246	108	451	30	1,815	9,639	18.8
	Reinstated	0	0	0	0	0	0	0	0	0	0	0	0	0	0	0	0	0	0	0	0
	Disposed Of	15	0	173	172	0	153	2	38	0	403	0	1	64	256	126	448	30	1,881	9,863	19.1
	End Pending	8	0	93	66	0	82	19	66	1	51	0	2	56	8	488	113	20	1,073	5,290	20.3
15th CIRCUIT TOTAL	New Filed	48	0	603	577	1	409	14	123	2	831	0	72	419	678	365	2,316	149	6,607	42,445	15.6
	Reinstated	0	0	1	1	0	0	0	1	0	0	0	0	0	0	1	3	1	8	17	47.1
	Disposed Of	39	0	796	581	5	352	14	148	0	848	0	71	367	675	385	2,374	169	6,824	42,541	16.0
	End Pending	32	0	550	370	1	419	58	217	3	202	0	14	188	26	1,666	661	44	4,451	24,079	18.5
16th KANE	New Filed	90	987	2,795	1,670	11	1,045	0	644	0	2,423	1	196	1,155	1,047	717	5,426	247	18,454	109,434	16.9
	Reinstated	0	16	88	14	0	1	9	7	0	14	0	0	6	1	17	27	0	200	939	21.3
	Disposed Of	81	1,080	3,597	1,393	44	412	179	357	1	2,622	1	186	968	387	645	5,421	248	17,622	110,278	16.0
	End Pending	174	1,787	127	4,730	88	5,767	11	1,507	0	2,747	13	341	916	2,812	2,985	2,764	86	26,855	57,090	47.0
16th CIRCUIT TOTAL	New Filed	90	987	2,795	1,670	11	1,045	0	644	0	2,423	1	196	1,155	1,047	717	5,426	247	18,454	109,434	16.9
	Reinstated	0	16	88	14	0	1	9	7	0	14	0	0	6	1	17	27	0	200	939	21.3
	Disposed Of	81	1,080	3,597	1,393	44	412	179	357	1	2,622	1	186	968	387	645	5,421	248	17,622	110,278	16.0
	End Pending	174	1,787	127	4,730	88	5,767	11	1,507	0	2,747	13	341	916	2,812	2,985	2,764	86	26,855	57,090	47.0
17th BOONE	New Filed	9	69	320	220	3	106	9	28	1	146	0	1	199	203	75	608	29	2,026	16,039	12.6
	Reinstated	0	0	11	0	0	0	0	0	0	0	0	0	0	0	0	0	0	11	12	91.7
	Disposed Of	5	75	258	231	0	71	1	44	0	139	0	1	165	190	84	636	31	1,931	15,628	12.4
	End Pending	2	37	371	138	3	33	32	40	1	23	0	0	85	23	79	117	9	993	15,236	6.5
17th WINNEBAGO	New Filed	222	568	1,695	1,393	54	1,335	172	215	3	2,212	0	223	1,022	2,687	582	3,957	278	16,618	76,976	21.6
	Reinstated	1	8	19	3	0	0	4	3	0	32	0	0	6	0	1	40	1	118	132	89.4
	Disposed Of	148	563	1,447	1,129	39	670	290	187	2	2,165	0	209	1,278	2,693	440	4,047	296	15,603	73,155	21.3
	End Pending	542	454	2,759	2,053	91	4,198	533	225	3	1,639	0	197	962	1,736	7,161	4,056	135	26,744	79,862	33.5
17th CIRCUIT TOTAL	New Filed	231	637	2,015	1,613	57	1,441	181	243	4	2,358	0	224	1,221	2,890	657	4,565	307	18,644	93,015	20.0
	Reinstated	1	8	30	3	0	0	4	3	0	32	0	0	6	0	1	40	1	129	144	89.6
	Disposed Of	153	638	1,705	1,360	39	741	291	231	2	2,304	0	210	1,443	2,883	524	4,683	327	17,534	88,783	19.7
	End Pending	544	491	3,130	2,191	94	4,231	565	265	4	1,662	0	197	1,047	1,759	7,240	4,173	144	27,737	95,098	29.2
18th DUPAGE	New Filed	81	2,177	3,559	2,672	20	804	338	883	13	4,109	2	316	1,928	1,763	1,182	8,995	186	29,028	232,808	12.5
	Reinstated	0	115	226	103	7	25	49	82	0	45	0	0	35	1	42	278	3	1,011	12,395	8.2
	Disposed Of	71	2,418	5,822	2,733	64	641	808	637	25	4,006	2	307	2,018	1,780	1,229	10,096	152	32,809	249,756	13.1
	End Pending	32	1,219	3,988	1,456	105	3,468	1,231	518	6	691	0	16	478	139	1,149	2,797	81	17,374	60,141	28.9
18th CIRCUIT TOTAL	New Filed	81	2,177	3,559	2,672	20	804	338	883	13	4,109	2	316	1,928	1,763	1,182	8,995	186	29,028	232,808	12.5
	Reinstated	0	115	226	103	7	25	49	82	0	45	0	0	35	1	42	278	3	1,011	12,395	8.2
	Disposed Of	71	2,418	5,822	2,733	64	641	808	637	25	4,006	2	307	2,018	1,780	1,229	10,096	152	32,809	249,756	13.1
	End Pending	32	1,219	3,988	1,456	105	3,468	1,231	518	6	691	0	16	478	139	1,149	2,797	81	17,374	60,141	28.9

* TOTAL OF ALL CASES IN ALL CATEGORIES: CIVIL; CRIMINAL; TRAFFIC, CONSERVATION, AND ORDINANCE; AND JUVENILE.

**CIVIL CASELOAD STATISTICS BY COUNTY
CIRCUIT COURTS OF ILLINOIS
CALENDAR YEAR 2013**

CIRCUIT / COUNTY		ADOPTION	ARBITRA	CHANCERY	DISSOLU	EMINENT	FAMILY	LAW > \$50,000		LAW < \$50,000		MUNICIP	MENTAL	MISCELL	ORDER OF	SMALL	TAX	TOTAL	TOTAL ALL	CIVIL AS %									
			TION		OF MARR	DOMAIN		JURY	NON JURY	JURY	NON JURY										CORP	HEALTH	REMEDY	PROTECT	PROBATE	CLAIMS	CIVIL CASES	CASES *	ALL CASES
19th LAKE	New Filed	116	1,561	3,551	2,303	28	1,065	277	700	2	3,031	0	68	2,216	1,972	1,028	6,920	4	24,842	178,926	13.9								
	Reinstated	1	166	250	88	3	19	22	49	0	93	0	0	16	6	141	214	1	1,069	7,005	15.3								
	Disposed Of	110	1,714	6,641	2,532	47	1,129	576	546	6	3,109	1	70	2,364	1,975	864	7,456	11	29,151	190,925	15.3								
	End Pending	51	671	6,695	1,228	33	425	582	493	0	322	0	0	339	191	3,646	1,728	42	16,446	45,059	36.5								
19th CIRCUIT TOTAL	New Filed	116	1,561	3,551	2,303	28	1,065	277	700	2	3,031	0	68	2,216	1,972	1,028	6,920	4	24,842	178,926	13.9								
	Reinstated	1	166	250	88	3	19	22	49	0	93	0	0	16	6	141	214	1	1,069	7,005	15.3								
	Disposed Of	110	1,714	6,641	2,532	47	1,129	576	546	6	3,109	1	70	2,364	1,975	864	7,456	11	29,151	190,925	15.3								
	End Pending	51	671	6,695	1,228	33	425	582	493	0	322	0	0	339	191	3,646	1,728	42	16,446	45,059	36.5								
20th MONROE	New Filed	7	0	93	105	31	32	9	16	0	93	5	0	45	129	58	259	16	898	4,850	18.5								
	Reinstated	0	0	0	0	0	0	0	0	0	0	0	0	0	0	0	0	0	0	0	0.0								
	Disposed Of	4	0	115	114	0	19	21	10	3	73	4	0	32	118	58	247	6	824	4,884	16.9								
	End Pending	4	0	111	67	31	41	37	27	3	92	3	0	39	27	228	165	16	891	4,220	21.1								
20th PERRY	New Filed	13	0	46	84	0	60	0	33	0	68	0	0	86	36	72	146	38	682	3,215	21.2								
	Reinstated	0	0	0	0	0	0	0	0	0	0	0	0	0	0	0	0	0	0	0	0.0								
	Disposed Of	10	0	47	84	0	49	0	29	0	59	0	0	33	29	77	134	34	585	3,085	19.0								
	End Pending	10	0	65	98	0	81	28	86	1	96	0	0	173	59	403	151	15	1,266	2,689	47.1								
20th RANDOLPH	New Filed	12	0	88	155	0	84	16	28	5	115	0	172	119	105	89	441	39	1,468	5,181	28.3								
	Reinstated	0	0	0	0	0	0	0	0	0	0	0	0	0	0	0	0	0	0	4	0.0								
	Disposed Of	10	0	84	162	1	97	10	36	1	104	0	163	106	96	92	384	29	1,375	5,191	26.5								
	End Pending	24	0	70	67	0	78	64	51	7	200	0	11	93	21	685	420	24	1,815	3,128	58.0								
20th ST. CLAIR	New Filed	91	1,416	1,095	995	10	1,589	283	362	1	2,334	0	10	418	1,079	736	3,600	151	14,170	88,146	16.1								
	Reinstated	0	0	0	0	0	0	0	0	0	0	0	0	0	0	0	0	0	0	301	0.0								
	Disposed Of	86	1,441	1,585	1,035	9	1,307	489	265	5	2,307	0	4	746	1,100	601	3,793	113	14,886	84,995	17.5								
	End Pending	47	659	918	441	81	868	1,043	379	9	262	0	8	241	197	1,584	2,079	275	9,091	86,624	10.5								
20th WASHINGTON	New Filed	74	0	32	50	0	26	7	6	0	39	0	0	11	26	52	110	17	450	3,535	12.7								
	Reinstated	0	0	0	0	0	0	0	0	0	0	0	0	0	0	0	0	0	0	0	0.0								
	Disposed Of	71	0	35	58	0	20	9	3	1	34	0	0	8	25	23	149	11	447	3,529	12.7								
	End Pending	66	0	60	36	0	44	19	10	2	21	0	0	13	9	313	68	16	677	2,461	27.5								
20th CIRCUIT TOTAL	New Filed	197	1,416	1,354	1,389	41	1,791	315	445	6	2,649	5	182	679	1,375	1,007	4,556	261	17,668	104,927	16.8								
	Reinstated	0	0	0	0	0	0	0	0	0	0	0	0	0	0	0	0	0	0	305	0.0								
	Disposed Of	181	1,441	1,866	1,453	10	1,492	529	343	10	2,577	4	167	925	1,368	851	4,707	193	18,117	101,684	17.8								
	End Pending	151	659	1,224	709	112	1,112	1,191	553	22	671	3	19	559	313	3,213	2,883	346	13,740	99,122	13.9								
21st IROQUOIS	New Filed	5	0	92	94	0	45	12	15	0	89	0	0	73	277	94	375	52	1,223	7,272	16.8								
	Reinstated	0	0	0	0	0	0	0	0	0	0	0	0	0	0	0	1	0	1	1	100.0								
	Disposed Of	4	0	100	77	0	12	4	7	0	90	0	0	64	234	63	339	47	1,041	6,735	15.5								
	End Pending	12	0	127	145	1	476	32	34	6	70	0	1	44	55	836	197	90	2,126	11,764	18.1								

* TOTAL OF ALL CASES IN ALL CATEGORIES: CIVIL; CRIMINAL; TRAFFIC, CONSERVATION, AND ORDINANCE; AND JUVENILE.

**CIVIL CASELOAD STATISTICS BY COUNTY
CIRCUIT COURTS OF ILLINOIS
CALENDAR YEAR 2013**

CIRCUIT / COUNTY		ADOPTION	ARBITRATION	CHANCERY	DISSOLUTION OF MARRIAGE	EMINENT DOMAIN	FAMILY	LAW > \$50,000		LAW < \$50,000		MUNICIPAL CORP	MENTAL HEALTH	MISCELLANEOUS REMEDY	ORDER OF PROTECT	PROBATE	SMALL CLAIMS	TAX	TOTAL CIVIL CASES	TOTAL ALL CASES *	CIVIL AS % ALL CASES
								JURY	NON JURY	JURY	NON JURY										
21st KANKAKEE	New Filed	25	0	451	435	16	384	60	111	4	866	1	57	850	597	344	1,849	165	6,215	26,551	23.4
	Reinstated	0	0	0	0	0	0	0	0	0	0	0	0	0	0	0	0	0	0	0	0.0
	Disposed Of	18	0	639	470	6	270	63	110	2	813	1	57	1,424	553	379	2,068	323	7,196	24,749	29.1
	End Pending	73	0	1,287	833	12	1,956	90	248	5	1,023	3	0	1,605	417	5,896	2,253	598	16,299	44,573	36.6
21st CIRCUIT TOTAL	New Filed	30	0	543	529	16	429	72	126	4	955	1	57	923	874	438	2,224	217	7,438	33,823	22.0
	Reinstated	0	0	0	0	0	0	0	0	0	0	0	0	0	0	0	1	0	1	1	100.0
	Disposed Of	22	0	739	547	6	282	67	117	2	903	1	57	1,488	787	442	2,407	370	8,237	31,484	26.2
	End Pending	85	0	1,414	978	13	2,432	122	282	11	1,093	3	1	1,649	472	6,732	2,450	688	18,425	56,337	32.7
22nd MCHENRY	New Filed	33	677	2,077	1,046	32	359	113	261	6	977	0	1	651	895	361	3,645	6	11,140	72,312	15.4
	Reinstated	0	61	509	19	1	4	20	15	0	37	0	0	10	1	10	240	0	927	2,546	36.4
	Disposed Of	28	771	3,303	1,177	76	346	255	192	4	1,041	0	1	599	870	358	4,015	7	13,043	76,393	17.1
	End Pending	16	266	2,350	560	14	125	421	204	5	89	0	0	209	8	460	971	0	5,698	19,328	29.5
22nd CIRCUIT TOTAL	New Filed	33	677	2,077	1,046	32	359	113	261	6	977	0	1	651	895	361	3,645	6	11,140	72,312	15.4
	Reinstated	0	61	509	19	1	4	20	15	0	37	0	0	10	1	10	240	0	927	2,546	36.4
	Disposed Of	28	771	3,303	1,177	76	346	255	192	4	1,041	0	1	599	870	358	4,015	7	13,043	76,393	17.1
	End Pending	16	266	2,350	560	14	125	421	204	5	89	0	0	209	8	460	971	0	5,698	19,328	29.5
23rd DEKALB	New Filed	21	0	462	334	0	241	43	82	8	704	0	8	288	225	155	1,409	55	4,035	24,839	16.2
	Reinstated	0	0	0	0	0	0	0	0	0	0	0	0	0	0	0	0	0	0	0	0.0
	Disposed Of	31	0	669	343	0	234	63	77	1	675	0	8	324	218	247	1,489	69	4,448	25,824	17.2
	End Pending	15	0	382	210	0	112	103	63	15	238	1	0	45	17	1,154	387	27	2,769	13,559	20.4
23rd KENDALL	New Filed	19	0	865	450	1	138	42	75	8	822	0	1	192	226	120	1,350	75	4,384	17,798	24.6
	Reinstated	0	0	117	17	0	1	0	1	0	28	0	0	2	0	3	40	1	210	560	37.5
	Disposed Of	16	0	1,702	482	12	120	30	70	8	884	0	1	211	225	126	1,426	70	5,383	19,383	27.8
	End Pending	5	0	1,342	316	34	72	113	55	8	170	0	0	46	1	340	398	36	2,936	9,408	31.2
23rd CIRCUIT TOTAL	New Filed	40	0	1,327	784	1	379	85	157	16	1,526	0	9	480	451	275	2,759	130	8,419	42,637	19.7
	Reinstated	0	0	117	17	0	1	0	1	0	28	0	0	2	0	3	40	1	210	1,588	13.2
	Disposed Of	47	0	2,371	825	12	354	93	147	9	1,559	0	9	535	443	373	2,915	139	9,831	45,207	21.7
	End Pending	20	0	1,724	526	34	184	216	118	23	408	1	0	91	18	1,494	785	63	5,705	22,967	24.8
DOWNSTATE TOTAL	New Filed	2,263	10,583	30,988	28,277	464	17,898	3,079	8,727	189	39,631	21	3,717	27,328	32,989	15,854	99,453	4,709	326,170	1,812,978	18.0
	Reinstated	11	512	1,437	345	11	150	196	190	11	398	0	2	105	14	298	1,304	12	4,996	32,241	15.5
	Disposed Of	1,958	11,257	45,124	27,973	447	14,128	5,788	5,921	226	38,591	15	3,556	25,967	31,150	15,732	100,428	4,267	332,528	1,842,005	18.1
	End Pending	2,608	6,363	47,591	29,304	884	41,379	14,526	11,902	1,275	28,469	196	1,147	21,415	12,112	80,894	68,572	7,770	376,407	1,226,971	30.7
COOK COUNTY **	New Filed	1,140	7,493	28,688	24,979	309	9,038	11,004	10,031	9,380	158,397	2	3,961	6,226	19,965	7,877	13,055	12,762	324,307	1,361,166	23.8
	Reinstated	0	0	311	924	19	23	1,567	1,101	1,412	14,004	0	0	115	0	0	993	4	20,473	22,761	89.9
	Disposed Of	1,658	7,948	46,967	26,291	360	8,887	11,542	11,633	11,245	163,356	2	3,859	6,381	19,965	5,656	13,932	15,448	355,130	1,322,748	26.8
	End Pending	165	1,547	67,769	14,547	350	6,619	19,218	4,457	8,984	253,956	43	1,664	4,706	20	78,804	6,888	20,524	490,261	1,069,752	45.8
STATE TOTAL	New Filed	3,403	18,076	59,676	53,256	773	26,936	14,083	18,758	9,569	198,028	23	7,678	33,554	52,954	23,731	112,508	17,471	650,477	3,174,144	20.5
	Reinstated	11	512	1,748	1,269	30	173	1,763	1,291	1,423	14,402	0	2	220	14	298	2,297	16	25,469	55,002	46.3
	Disposed Of	3,616	19,205	92,091	54,264	807	23,015	17,330	17,554	11,471	201,947	17	7,415	32,348	51,115	21,388	114,360	19,715	687,658	3,164,753	21.7
	End Pending	2,773	7,910	115,360	43,851	1,234	47,998	33,744	16,359	10,259	282,425	239	2,811	26,121	12,132	159,698	75,460	28,294	866,668	2,296,723	37.7

* TOTAL OF ALL CASES IN ALL CATEGORIES - CIVIL; CRIMINAL; TRAFFIC, CONSERVATION, AND ORDINANCE; AND JUVENILE.

** IN COOK COUNTY, THE MONETARY DIVIDING POINT FOR LAW CASES IS \$30,000 FOR MUNICIPAL DISTRICT ONE, AND \$100,000 FOR MUNICIPAL DISTRICTS TWO THROUGH SIX

**CRIMINAL, TRAFFIC, CONSERVATION AND ORDINANCE
CASELOAD STATISTICS BY COUNTY
CIRCUIT COURTS OF ILLINOIS
CALENDAR YEAR 2013**

CIRCUIT	COUNTY		CRIMINAL FELONY AND MISDEMEANOR CASES					TRAFFIC, CONSERVATION & ORDINANCE CASES							
			CRIMINAL FELONY	CRIMINAL MISDE- MEANOR	TOTAL CRIMINAL CASES	TOTAL * ALL CASES	CRIMINAL AS % OF ALL CASES	TRAFFIC		CONSER- VATION CASES	ORDIN- ANCE CASES	TOTAL OF TRAF., CON. & ORD. CASES	TOTAL * ALL CASES	CON. & ORD. AS % OF ALL CASES	TRAFFIC AS % OF ALL CASES
								DUI	OTHER TRAFFIC						
1st	ALEXANDER	New Filed	98	49	147	7,329	2.0	27	6,717	20	12	6,776	7,329	0.4	92.0
		Reinstated	0	0	0	0	0.0	0	0	0	0	0	0	0.0	0.0
		Disposed Of	91	68	159	6,289	2.5	30	5,880	9	13	5,932	6,289	0.3	94.0
		End Pending	208	203	411	14,397	2.9	116	9,967	148	189	10,420	14,397	2.3	70.0
1st	JACKSON	New Filed	639	637	1,276	15,073	8.5	235	9,013	87	1,846	11,181	15,073	12.8	61.4
		Reinstated	0	0	0	5	0.0	0	0	0	0	5	0	0.0	0.0
		Disposed Of	725	828	1,553	14,864	10.4	225	8,768	80	1,644	10,717	14,864	11.6	60.5
		End Pending	438	252	690	4,333	15.9	121	1,239	9	664	2,033	4,333	15.5	31.4
1st	JOHNSON	New Filed	77	99	176	3,550	5.0	50	2,860	59	9	2,978	3,550	1.9	82.0
		Reinstated	0	1	1	2	50.0	0	0	0	0	2	0	0.0	0.0
		Disposed Of	72	115	187	3,622	5.2	48	2,972	50	4	3,074	3,622	1.5	83.4
		End Pending	57	47	104	8,286	1.3	49	7,734	35	29	7,847	8,286	0.8	93.9
1st	MASSAC	New Filed	149	169	318	6,091	5.2	85	4,797	49	67	4,998	6,091	1.9	80.2
		Reinstated	0	0	0	2	0.0	0	0	0	0	2	0	0.0	0.0
		Disposed Of	171	213	384	5,762	6.7	80	4,485	29	55	4,649	5,762	1.5	79.2
		End Pending	178	280	458	4,692	9.8	123	2,816	28	27	2,994	4,692	1.2	62.6
1st	POPE	New Filed	43	36	79	952	8.3	17	658	76	0	751	952	8.0	70.9
		Reinstated	0	0	0	1	0.0	0	0	0	0	1	0	0.0	0.0
		Disposed Of	53	41	94	898	10.5	7	625	51	0	683	898	5.7	70.4
		End Pending	21	12	33	500	6.6	11	285	36	0	332	500	7.2	59.2
1st	PULASKI	New Filed	103	189	292	24,941	1.2	37	24,305	21	3	24,366	24,941	0.1	97.6
		Reinstated	0	0	0	0	0.0	0	0	0	0	0	0	0.0	0.0
		Disposed Of	84	116	200	21,204	0.9	36	20,750	29	1	20,816	21,204	0.1	98.0
		End Pending	159	203	362	55,559	0.7	60	53,386	64	74	53,584	55,559	0.2	96.2
1st	SALINE	New Filed	389	296	685	4,839	14.2	51	2,458	42	211	2,762	4,839	5.2	51.8
		Reinstated	2	4	6	29	20.7	0	2	0	0	2	29	0.0	6.9
		Disposed Of	405	319	724	4,873	14.9	60	2,450	38	230	2,778	4,873	5.5	51.5
		End Pending	379	200	579	3,974	14.6	58	704	13	253	1,028	3,974	6.7	19.2
1st	UNION	New Filed	241	182	423	5,079	8.3	133	3,379	31	48	3,591	5,079	1.6	69.1
		Reinstated	0	0	0	2	0.0	0	0	0	0	2	0	0.0	0.0
		Disposed Of	249	200	449	5,036	8.9	134	3,398	25	46	3,603	5,036	1.4	70.1
		End Pending	259	262	521	5,516	9.4	143	3,111	61	32	3,347	5,516	1.7	59.0
1st	WILLIAMSON	New Filed	593	840	1,433	16,658	8.6	384	10,972	71	364	11,791	16,658	2.6	68.2
		Reinstated	0	0	0	31	0.0	0	0	0	0	31	0	0.0	0.0
		Disposed Of	572	819	1,391	16,298	8.5	340	10,406	74	351	11,171	16,298	2.6	65.9
		End Pending	493	538	1,031	8,987	11.5	553	4,756	37	168	5,514	8,987	2.3	59.1

* TOTAL OF ALL CASES IN ALL CATEGORIES: CIVIL; CRIMINAL; TRAFFIC, CONSERVATION, AND ORDINANCE; AND JUVENILE.

**CRIMINAL, TRAFFIC, CONSERVATION AND ORDINANCE
CASELOAD STATISTICS BY COUNTY
CIRCUIT COURTS OF ILLINOIS
CALENDAR YEAR 2013**

CIRCUIT	COUNTY		CRIMINAL FELONY AND MISDEMEANOR CASES					TRAFFIC, CONSERVATION & ORDINANCE CASES							
			CRIMINAL FELONY	CRIMINAL MISDE- MEANOR	TOTAL CRIMINAL CASES	TOTAL * ALL CASES	CRIMINAL AS % OF ALL CASES	TRAFFIC		CONSER- VATION CASES	ORDIN- ANCE CASES	TOTAL OF TRAF., CON. & ORD. CASES	TOTAL * ALL CASES	CON. & ORD. AS % OF ALL CASES	TRAFFIC AS % OF ALL CASES
								DUI	OTHER TRAFFIC						
1st Circuit	CIRCUIT TOTAL	New Filed	2,332	2,497	4,829	84,512	5.7	1,019	65,159	456	2,560	69,194	84,512	3.6	78.3
		Reinstated	2	5	7	72	9.7	0	2	0	2	72	0.0	2.8	
		Disposed Of	2,422	2,719	5,141	78,846	6.5	960	59,734	385	2,344	63,423	78,846	3.5	77.0
		End Pending	2,192	1,997	4,189	106,244	3.9	1,234	83,998	431	1,436	87,099	106,244	1.8	80.2
2nd	CRAWFORD	New Filed	165	237	402	2,955	13.6	85	1,464	29	160	1,738	2,955	6.4	52.4
		Reinstated	0	0	0	3	0.0	0	1	0	1	3	0.0	33.3	
		Disposed Of	195	235	430	2,878	14.9	75	1,443	33	148	1,699	2,878	6.3	52.7
		End Pending	73	203	276	2,748	10.0	120	600	22	68	810	2,748	3.3	26.2
2nd	EDWARDS	New Filed	67	68	135	1,102	12.3	25	710	4	20	759	1,102	2.2	66.7
		Reinstated	0	0	0	0	0.0	0	0	0	0	0	0.0	0.0	
		Disposed Of	70	72	142	1,133	12.5	22	732	1	21	776	1,133	1.9	66.5
		End Pending	53	39	92	584	15.8	31	267	4	4	306	584	1.4	51.0
2nd	FRANKLIN	New Filed	431	602	1,033	7,637	13.5	129	4,183	117	121	4,550	7,637	3.1	56.5
		Reinstated	0	0	0	0	0.0	0	0	0	0	0	0.0	0.0	
		Disposed Of	407	571	978	7,489	13.1	138	4,324	111	134	4,707	7,489	3.3	59.6
		End Pending	416	378	794	8,938	8.9	126	2,985	63	103	3,277	8,938	1.9	34.8
2nd	GALLATIN	New Filed	59	102	161	1,447	11.1	23	953	35	25	1,036	1,447	4.1	67.4
		Reinstated	0	0	0	0	0.0	0	0	0	0	0	0.0	0.0	
		Disposed Of	66	109	175	1,497	11.7	34	1,031	42	20	1,127	1,497	4.1	71.1
		End Pending	102	106	208	964	21.6	40	277	9	21	347	964	3.1	32.9
2nd	HAMILTON	New Filed	75	73	148	1,244	11.9	31	666	47	2	746	1,244	3.9	56.0
		Reinstated	0	0	0	6	0.0	0	5	0	5	6	0.0	83.3	
		Disposed Of	77	70	147	1,235	11.9	32	754	62	2	850	1,235	5.2	63.6
		End Pending	56	37	93	823	11.3	13	231	18	0	262	823	2.2	29.6
2nd	HARDIN	New Filed	53	66	119	851	14.0	26	452	49	3	530	851	6.1	56.2
		Reinstated	0	0	0	0	0.0	0	0	0	0	0	0.0	0.0	
		Disposed Of	79	94	173	867	20.0	34	463	32	6	535	867	4.4	57.3
		End Pending	49	93	142	1,611	8.8	30	402	44	30	506	1,611	4.6	26.8
2nd	JEFFERSON	New Filed	564	641	1,205	11,271	10.7	161	7,235	119	166	7,681	11,271	2.5	65.6
		Reinstated	0	0	0	8	0.0	0	0	0	0	8	0.0	0.0	
		Disposed Of	566	639	1,205	10,952	11.0	149	6,975	122	164	7,410	10,952	2.6	65.0
		End Pending	703	586	1,289	11,279	11.4	195	4,641	45	85	4,966	11,279	1.2	42.9
2nd	LAWRENCE	New Filed	168	148	316	1,983	15.9	47	874	15	13	949	1,983	1.4	46.4
		Reinstated	0	0	0	0	0.0	0	0	0	0	0	0.0	0.0	
		Disposed Of	222	178	400	2,238	17.9	56	951	9	16	1,032	2,238	1.1	45.0
		End Pending	158	215	373	2,687	13.9	80	859	41	63	1,043	2,687	3.9	34.9

* TOTAL OF ALL CASES IN ALL CATEGORIES: CIVIL; CRIMINAL; TRAFFIC, CONSERVATION, AND ORDINANCE; AND JUVENILE.

**CRIMINAL, TRAFFIC, CONSERVATION AND ORDINANCE
CASELOAD STATISTICS BY COUNTY
CIRCUIT COURTS OF ILLINOIS
CALENDAR YEAR 2013**

CIRCUIT	COUNTY		CRIMINAL FELONY AND MISDEMEANOR CASES					TRAFFIC, CONSERVATION & ORDINANCE CASES							
			CRIMINAL FELONY	CRIMINAL MISDE- MEANOR	TOTAL CRIMINAL CASES	TOTAL * ALL CASES	CRIMINAL AS % OF ALL CASES	TRAFFIC		CONSER- VATION CASES	ORDIN- ANCE CASES	TOTAL OF TRAF., CON. & ORD. CASES	TOTAL * ALL CASES	CON. & ORD. AS % OF ALL CASES	TRAFFIC AS % OF ALL CASES
								DUI	OTHER TRAFFIC						
2nd	RICHLAND	New Filed	150	265	415	3,300	12.6	97	1,850	15	81	2,043	3,300	2.9	59.0
		Reinstated	0	0	0	0	0.0	0	0	0	0	0	0	0.0	0.0
		Disposed Of	178	244	422	3,115	13.5	92	1,725	16	76	1,909	3,115	3.0	58.3
		End Pending	125	212	337	2,025	16.6	76	578	6	28	688	2,025	1.7	32.3
2nd	WABASH	New Filed	104	138	242	1,553	15.6	69	719	8	47	843	1,553	3.5	50.7
		Reinstated	0	0	0	0	0.0	0	0	0	0	0	0	0.0	0.0
		Disposed Of	85	136	221	1,446	15.3	59	696	9	46	810	1,446	3.8	52.2
		End Pending	78	116	194	1,729	11.2	93	583	0	79	755	1,729	4.6	39.1
2nd	WAYNE	New Filed	165	218	383	3,285	11.7	57	2,092	80	20	2,249	3,285	3.0	65.4
		Reinstated	1	0	1	1	100.0	0	0	0	0	0	1	0.0	0.0
		Disposed Of	137	162	299	3,053	9.8	54	2,076	60	13	2,203	3,053	2.4	69.8
		End Pending	228	262	490	6,141	8.0	91	4,242	42	24	4,399	6,141	1.1	70.6
2nd	WHITE	New Filed	162	270	432	3,953	10.9	111	2,609	15	11	2,746	3,953	0.7	68.8
		Reinstated	0	0	0	0	0.0	0	0	0	0	0	0	0.0	0.0
		Disposed Of	142	253	395	3,677	10.7	100	2,383	16	15	2,514	3,677	0.8	67.5
		End Pending	104	111	215	6,484	3.3	42	5,415	61	28	5,546	6,484	1.4	84.2
2nd Circuit	CIRCUIT TOTAL	New Filed	2,163	2,828	4,991	40,581	12.3	861	23,807	533	669	25,870	40,581	3.0	60.8
		Reinstated	1	0	1	18	5.6	0	6	0	0	6	18	0.0	33.3
		Disposed Of	2,224	2,763	4,987	39,580	12.6	845	23,553	513	661	25,572	39,580	3.0	61.6
		End Pending	2,145	2,358	4,503	46,013	9.8	937	21,080	355	533	22,905	46,013	1.9	47.8
3rd	BOND	New Filed	133	164	297	12,154	2.4	42	10,890	26	34	10,992	12,154	0.5	89.9
		Reinstated	0	0	0	0	0.0	0	0	0	0	0	0	0.0	0.0
		Disposed Of	124	134	258	11,072	2.3	53	10,251	26	38	10,368	11,072	0.6	93.1
		End Pending	173	305	478	9,014	5.3	31	4,960	17	44	5,052	9,014	0.7	55.4
3rd	MADISON	New Filed	2,859	6,812	9,671	75,135	12.9	970	45,741	83	3,536	50,330	75,135	4.8	62.2
		Reinstated	396	0	396	611	64.8	0	0	0	0	0	611	0.0	0.0
		Disposed Of	3,001	6,782	9,783	77,639	12.6	1,304	47,712	87	3,854	52,957	77,639	5.1	63.1
		End Pending	2,013	7,236	9,249	49,108	18.8	1,319	19,313	53	1,023	21,708	49,108	2.2	42.0
3rd Circuit	CIRCUIT TOTAL	New Filed	2,992	6,976	9,968	87,289	11.4	1,012	56,631	109	3,570	61,322	87,289	4.2	66.0
		Reinstated	396	0	396	611	64.8	0	0	0	0	0	611	0.0	0.0
		Disposed Of	3,125	6,916	10,041	88,711	11.3	1,357	57,963	113	3,892	63,325	88,711	4.5	66.9
		End Pending	2,186	7,541	9,727	58,122	16.7	1,350	24,273	70	1,067	26,760	58,122	2.0	44.1
4th	CHRISTIAN	New Filed	252	333	585	6,369	9.2	96	3,510	81	133	3,820	6,369	3.4	56.6
		Reinstated	1	1	2	10	20.0	1	3	0	0	4	10	0.0	40.0
		Disposed Of	192	403	595	6,494	9.2	83	3,772	76	118	4,049	6,494	3.0	59.4
		End Pending	207	159	366	4,225	8.7	71	1,737	25	109	1,942	4,225	3.2	42.8

* TOTAL OF ALL CASES IN ALL CATEGORIES: CIVIL; CRIMINAL; TRAFFIC, CONSERVATION, AND ORDINANCE; AND JUVENILE.

**CRIMINAL, TRAFFIC, CONSERVATION AND ORDINANCE
CASELOAD STATISTICS BY COUNTY
CIRCUIT COURTS OF ILLINOIS
CALENDAR YEAR 2013**

CIRCUIT	COUNTY		CRIMINAL FELONY AND MISDEMEANOR CASES					TRAFFIC, CONSERVATION & ORDINANCE CASES							
			CRIMINAL FELONY	CRIMINAL MISDE- MEANOR	TOTAL CRIMINAL CASES	TOTAL * ALL CASES	CRIMINAL AS % OF ALL CASES	TRAFFIC		CONSER- VATION CASES	ORDIN- ANCE CASES	TOTAL OF TRAF., CON. & ORD. CASES	TOTAL * ALL CASES	CON. & ORD. AS % OF ALL CASES	TRAFFIC AS % OF ALL CASES
								DUI	OTHER TRAFFIC						
4th	CLAY	New Filed	105	155	260	1,827	14.2	55	949	31	20	1,055	1,827	2.8	55.0
		Reinstated	0	0	0	0	0.0	0	0	0	0	0	0	0.0	0.0
		Disposed Of	94	129	223	1,738	12.8	55	951	15	21	1,042	1,738	2.1	57.9
		End Pending	63	65	128	735	17.4	36	190	26	3	255	735	3.9	30.7
4th	CLINTON	New Filed	167	266	433	3,550	12.2	81	1,878	63	3	2,025	3,550	1.9	55.2
		Reinstated	0	1	1	1	100.0	0	0	0	0	0	1	0.0	0.0
		Disposed Of	198	309	507	4,119	12.3	123	2,455	79	5	2,662	4,119	2.0	62.6
		End Pending	57	56	113	2,438	4.6	17	992	10	1	1,020	2,438	0.5	41.4
4th	EFFINGHAM	New Filed	236	470	706	8,870	8.0	238	6,427	26	57	6,748	8,870	0.9	75.1
		Reinstated	0	0	0	49	0.0	0	0	0	0	0	49	0.0	0.0
		Disposed Of	249	457	706	9,008	7.8	245	6,434	28	59	6,766	9,008	1.0	74.1
		End Pending	140	341	481	8,995	5.3	192	6,955	6	14	7,167	8,995	0.2	79.5
4th	FAYETTE	New Filed	357	330	687	6,820	10.1	111	4,633	115	63	4,922	6,820	2.6	69.6
		Reinstated	0	0	0	1	0.0	0	0	0	0	0	1	0.0	0.0
		Disposed Of	275	330	605	8,521	7.1	93	6,557	110	47	6,807	8,521	1.8	78.0
		End Pending	179	176	355	3,377	10.5	94	2,040	24	25	2,183	3,377	1.5	63.2
4th	JASPER	New Filed	58	77	135	1,459	9.3	41	939	43	27	1,050	1,459	4.8	67.2
		Reinstated	0	0	0	0	0.0	0	0	0	0	0	0	0.0	0.0
		Disposed Of	73	79	152	1,448	10.5	43	916	42	26	1,027	1,448	4.7	66.2
		End Pending	34	44	78	764	10.2	28	367	15	7	417	764	2.9	51.7
4th	MARION	New Filed	413	311	724	8,474	8.5	218	5,180	110	438	5,946	8,474	6.5	63.7
		Reinstated	0	0	0	6	0.0	0	0	0	0	0	6	0.0	0.0
		Disposed Of	418	288	706	8,333	8.5	227	5,240	114	469	6,050	8,333	7.0	65.6
		End Pending	291	262	553	5,885	9.4	223	3,062	26	59	3,370	5,885	1.4	55.8
4th	MONTGOMERY	New Filed	193	495	688	7,913	8.7	112	5,532	96	94	5,834	7,913	2.4	71.3
		Reinstated	0	0	0	0	0.0	0	0	0	0	0	0	0.0	0.0
		Disposed Of	195	506	701	7,667	9.1	119	5,400	118	101	5,738	7,667	2.9	72.0
		End Pending	116	199	315	6,307	5.0	79	4,151	8	17	4,255	6,307	0.4	67.1
4th	SHELBY	New Filed	179	247	426	2,887	14.8	66	1,455	78	14	1,613	2,887	3.2	52.7
		Reinstated	0	0	0	0	0.0	0	0	0	0	0	0	0.0	0.0
		Disposed Of	224	265	489	2,827	17.3	75	1,396	79	9	1,559	2,827	3.1	52.0
		End Pending	119	132	251	2,362	10.6	57	769	97	25	948	2,362	5.2	35.0
4th Circuit	CIRCUIT TOTAL	New Filed	1,960	2,684	4,644	48,169	9.6	1,018	30,503	643	849	33,013	48,169	3.1	65.4
		Reinstated	1	2	3	67	4.5	1	3	0	0	4	67	0.0	6.0
		Disposed Of	1,918	2,766	4,684	50,155	9.3	1,063	33,121	661	855	35,700	50,155	3.0	68.2
		End Pending	1,206	1,434	2,640	35,088	7.5	797	20,263	237	260	21,557	35,088	1.4	60.0

* TOTAL OF ALL CASES IN ALL CATEGORIES: CIVIL; CRIMINAL; TRAFFIC, CONSERVATION, AND ORDINANCE; AND JUVENILE.

**CRIMINAL, TRAFFIC, CONSERVATION AND ORDINANCE
CASELOAD STATISTICS BY COUNTY
CIRCUIT COURTS OF ILLINOIS
CALENDAR YEAR 2013**

CIRCUIT	COUNTY		CRIMINAL FELONY AND MISDEMEANOR CASES					TRAFFIC, CONSERVATION & ORDINANCE CASES							
			CRIMINAL FELONY	CRIMINAL MISDE- MEANOR	TOTAL CRIMINAL CASES	TOTAL * ALL CASES	CRIMINAL AS % OF ALL CASES	TRAFFIC		CONSER- VATION CASES	ORDIN- ANCE CASES	TOTAL OF TRAF., CON. & ORD. CASES	TOTAL * ALL CASES	CON. & ORD. AS % OF ALL CASES	TRAFFIC AS % OF ALL CASES
								DUI	OTHER TRAFFIC						
5th	CLARK	New Filed	98	197	295	2,559	11.5	75	1,530	83	47	1,735	2,559	5.1	62.7
		Reinstated	0	0	0	0	0.0	0	0	0	0	0	0	0.0	0.0
		Disposed Of	89	203	292	2,386	12.2	76	1,614	63	38	1,791	2,386	4.2	70.8
		End Pending	67	153	220	3,743	5.9	78	2,266	39	32	2,415	3,743	1.9	62.6
5th	COLES	New Filed	500	695	1,195	11,592	10.3	288	5,921	66	1,157	7,432	11,592	10.6	53.6
		Reinstated	0	0	0	0	0.0	0	0	0	0	0	0	0.0	0.0
		Disposed Of	526	1,072	1,598	11,200	14.3	326	5,814	46	1,200	7,386	11,200	11.1	54.8
		End Pending	600	856	1,456	14,050	10.4	257	3,820	49	4,877	9,003	14,050	35.1	29.0
5th	CUMBERLAND	New Filed	75	153	228	2,346	9.7	52	1,584	18	20	1,674	2,346	1.6	69.7
		Reinstated	0	0	0	0	0.0	0	0	0	0	0	0	0.0	0.0
		Disposed Of	83	169	252	2,147	11.7	55	1,605	20	17	1,697	2,147	1.7	77.3
		End Pending	91	132	223	4,493	5.0	58	2,453	20	16	2,547	4,493	0.8	55.9
5th	EDGAR	New Filed	173	276	449	2,839	15.8	57	1,300	36	54	1,447	2,839	3.2	47.8
		Reinstated	0	0	0	0	0.0	0	0	0	0	0	0	0.0	0.0
		Disposed Of	169	269	438	2,624	16.7	73	1,269	24	53	1,419	2,624	2.9	51.1
		End Pending	187	213	400	2,810	14.2	70	700	16	77	863	2,810	3.3	27.4
5th	VERMILION	New Filed	692	1,087	1,779	8,861	20.1	251	2,293	82	23	2,649	8,861	1.2	28.7
		Reinstated	0	0	0	0	0.0	0	0	0	0	0	0	0.0	0.0
		Disposed Of	599	933	1,532	6,982	21.9	180	2,085	69	22	2,356	6,982	1.3	32.4
		End Pending	975	1,144	2,119	23,473	9.0	433	7,920	109	1,094	9,556	23,473	5.1	35.6
5th Circuit	CIRCUIT TOTAL	New Filed	1,538	2,408	3,946	28,197	14.0	723	12,628	285	1,301	14,937	28,197	5.6	47.3
		Reinstated	0	0	0	0	0.0	0	0	0	0	0	0	0.0	0.0
		Disposed Of	1,466	2,646	4,112	25,339	16.2	710	12,387	222	1,330	14,649	25,339	6.1	51.7
		End Pending	1,920	2,498	4,418	48,569	9.1	896	17,159	233	6,096	24,384	48,569	13.0	37.2
6th	CHAMPAIGN	New Filed	2,108	1,404	3,512	31,341	11.2	682	18,751	30	1,191	20,654	31,341	3.9	62.0
		Reinstated	270	43	313	356	87.9	0	0	0	0	0	356	0.0	0.0
		Disposed Of	2,536	1,575	4,111	31,470	13.1	690	19,166	42	1,394	21,292	31,470	4.6	63.1
		End Pending	1,766	923	2,689	35,981	7.5	471	9,685	14	1,112	11,282	35,981	3.1	28.2
6th	DEWITT	New Filed	65	298	363	2,980	12.2	96	1,703	117	10	1,926	2,980	4.3	60.4
		Reinstated	0	0	0	0	0.0	0	0	0	0	0	0	0.0	0.0
		Disposed Of	74	266	340	2,370	14.3	73	1,636	171	4	1,884	2,370	7.4	72.1
		End Pending	55	240	295	2,995	9.8	75	736	58	8	877	2,995	2.2	27.1
6th	DOUGLAS	New Filed	103	153	256	3,415	7.5	69	2,476	30	73	2,648	3,415	3.0	74.5
		Reinstated	0	0	0	5	0.0	0	0	0	0	0	5	0.0	0.0
		Disposed Of	107	165	272	3,352	8.1	70	2,432	29	68	2,599	3,352	2.9	74.6
		End Pending	92	76	168	3,971	4.2	44	3,258	12	20	3,334	3,971	0.8	83.2

* TOTAL OF ALL CASES IN ALL CATEGORIES: CIVIL; CRIMINAL; TRAFFIC, CONSERVATION, AND ORDINANCE; AND JUVENILE.

**CRIMINAL, TRAFFIC, CONSERVATION AND ORDINANCE
CASELOAD STATISTICS BY COUNTY
CIRCUIT COURTS OF ILLINOIS
CALENDAR YEAR 2013**

CIRCUIT	COUNTY		CRIMINAL FELONY AND MISDEMEANOR CASES					TRAFFIC, CONSERVATION & ORDINANCE CASES							
			CRIMINAL FELONY	CRIMINAL MISDE- MEANOR	TOTAL CRIMINAL CASES	TOTAL * ALL CASES	CRIMINAL AS % OF ALL CASES	TRAFFIC		CONSER- VATION CASES	ORDIN- ANCE CASES	TOTAL OF TRAF., CON. & ORD. CASES	TOTAL * ALL CASES	CON. & ORD. AS % OF ALL CASES	TRAFFIC AS % OF ALL CASES
								DUI	OTHER TRAFFIC						
6th	MACON	New Filed	1,595	1,240	2,835	30,495	9.3	622	17,743	63	114	18,542	30,495	0.6	60.2
		Reinstated	0	0	0	2	0.0	0	1	0	0	1	2	0.0	50.0
		Disposed Of	1,657	1,106	2,763	29,972	9.2	593	17,494	56	530	18,673	29,972	2.0	60.3
		End Pending	1,130	1,106	2,236	22,230	10.1	356	8,873	36	2,421	11,686	22,230	11.1	41.5
6th	MOULTRIE	New Filed	61	89	150	2,508	6.0	47	1,728	66	3	1,844	2,508	2.8	70.8
		Reinstated	2	0	2	9	22.2	1	0	0	0	1	9	0.0	11.1
		Disposed Of	63	98	161	2,492	6.5	57	1,696	66	3	1,822	2,492	2.8	70.3
		End Pending	27	48	75	795	9.4	23	328	8	0	359	795	1.0	44.2
6th	PIATT	New Filed	46	90	136	2,993	4.5	45	2,240	3	28	2,316	2,993	1.0	76.3
		Reinstated	0	0	0	0	0.0	0	0	0	0	0	0	0.0	0.0
		Disposed Of	47	109	156	3,047	5.1	52	2,431	3	25	2,511	3,047	0.9	81.5
		End Pending	36	60	96	2,323	4.1	32	1,202	2	14	1,250	2,323	0.7	53.1
6th Circuit	CIRCUIT TOTAL	New Filed	3,978	3,274	7,252	73,732	9.8	1,561	44,641	309	1,419	47,930	73,732	2.3	62.7
		Reinstated	272	43	315	372	84.7	1	1	0	0	2	372	0.0	0.5
		Disposed Of	4,484	3,319	7,803	72,703	10.7	1,535	44,855	367	2,024	48,781	72,703	3.3	63.8
		End Pending	3,106	2,453	5,559	68,295	8.1	1,001	24,082	130	3,575	28,788	68,295	5.4	36.7
7th	GREENE	New Filed	102	178	280	1,982	14.1	32	1,068	36	6	1,142	1,982	2.1	55.5
		Reinstated	9	0	9	15	60.0	1	0	0	0	1	15	0.0	6.7
		Disposed Of	109	147	256	1,944	13.2	38	1,039	25	3	1,105	1,944	1.4	55.4
		End Pending	39	74	113	873	12.9	12	411	14	17	454	873	3.6	48.5
7th	JERSEY	New Filed	174	416	590	4,306	13.7	85	2,579	53	194	2,911	4,306	5.7	61.9
		Reinstated	0	0	0	0	0.0	0	0	0	0	0	0	0.0	0.0
		Disposed Of	171	462	633	4,491	14.1	103	2,690	55	182	3,030	4,491	5.3	62.2
		End Pending	141	242	383	2,256	17.0	64	1,115	19	40	1,238	2,256	2.6	52.3
7th	MACOUPIN	New Filed	196	536	732	7,155	10.2	170	4,094	59	160	4,483	7,155	3.1	59.6
		Reinstated	0	1	1	1	100.0	0	0	0	0	0	1	0.0	0.0
		Disposed Of	194	502	696	6,883	10.1	153	3,945	63	160	4,321	6,883	3.2	59.5
		End Pending	351	788	1,139	9,599	11.9	159	4,712	18	339	5,228	9,599	3.7	50.7
7th	MORGAN	New Filed	171	452	623	6,308	9.9	88	3,196	27	85	3,396	6,308	1.8	52.1
		Reinstated	0	0	0	5	0.0	0	1	0	0	1	5	0.0	20.0
		Disposed Of	180	481	661	6,262	10.6	101	3,206	20	80	3,407	6,262	1.6	52.8
		End Pending	87	104	191	2,397	8.0	37	500	15	130	682	2,397	6.0	22.4
7th	SANGAMON	New Filed	1,250	2,136	3,386	58,155	5.8	1,196	35,994	295	392	37,877	58,155	1.2	63.9
		Reinstated	0	0	0	46	0.0	0	0	0	0	0	46	0.0	0.0
		Disposed Of	1,397	2,228	3,625	58,208	6.2	1,400	35,707	319	309	37,735	58,208	1.1	63.7
		End Pending	1,266	3,447	4,713	76,567	6.2	1,434	29,505	233	636	31,808	76,567	1.1	40.4

* TOTAL OF ALL CASES IN ALL CATEGORIES: CIVIL; CRIMINAL; TRAFFIC, CONSERVATION, AND ORDINANCE; AND JUVENILE.

**CRIMINAL, TRAFFIC, CONSERVATION AND ORDINANCE
CASELOAD STATISTICS BY COUNTY
CIRCUIT COURTS OF ILLINOIS
CALENDAR YEAR 2013**

CIRCUIT	COUNTY		CRIMINAL FELONY AND MISDEMEANOR CASES					TRAFFIC, CONSERVATION & ORDINANCE CASES							
			CRIMINAL FELONY	CRIMINAL MISDE- MEANOR	TOTAL CRIMINAL CASES	TOTAL * ALL CASES	CRIMINAL AS % OF ALL CASES	TRAFFIC		CONSER- VATION CASES	ORDIN- ANCE CASES	TOTAL OF TRAF., CON. & ORD. CASES	TOTAL * ALL CASES	CON. & ORD. AS % OF ALL CASES	TRAFFIC AS % OF ALL CASES
								DUI	OTHER TRAFFIC						
7th	SCOTT	New Filed	28	41	69	1,042	6.6	9	807	6	0	822	1,042	0.6	78.3
		Reinstated	0	2	2	5	40.0	0	0	0	0	5	0.0	0.0	
		Disposed Of	31	46	77	889	8.7	10	710	9	0	729	889	1.0	81.0
		End Pending	21	16	37	920	4.0	5	498	7	3	513	920	1.1	54.7
7th Circuit	CIRCUIT TOTAL	New Filed	1,921	3,759	5,680	78,948	7.2	1,580	47,738	476	837	50,631	78,948	1.7	62.5
		Reinstated	9	3	12	72	16.7	1	1	0	0	2	72	0.0	2.8
		Disposed Of	2,082	3,866	5,948	78,677	7.6	1,805	47,297	491	734	50,327	78,677	1.6	62.4
		End Pending	1,905	4,671	6,576	92,612	7.1	1,711	36,741	306	1,165	39,923	92,612	1.6	41.5
8th	ADAMS	New Filed	814	577	1,391	14,745	9.4	215	7,562	89	1,670	9,536	14,745	11.9	52.7
		Reinstated	0	1	1	5	20.0	0	0	0	0	5	0.0	0.0	
		Disposed Of	756	594	1,350	14,385	9.4	198	7,252	81	1,757	9,288	14,385	12.8	51.8
		End Pending	703	474	1,177	8,225	14.3	184	3,253	40	430	3,907	8,225	5.7	41.8
8th	BROWN	New Filed	32	61	93	1,548	6.0	15	1,141	47	11	1,214	1,548	3.7	74.7
		Reinstated	0	0	0	0	0.0	0	0	0	0	0	0	0.0	0.0
		Disposed Of	25	60	85	1,503	5.7	17	1,165	26	11	1,219	1,503	2.5	78.6
		End Pending	21	84	105	651	16.1	15	318	23	9	365	651	4.9	51.2
8th	CALHOUN	New Filed	84	48	132	704	18.8	10	367	44	15	436	704	8.4	53.6
		Reinstated	0	0	0	0	0.0	0	0	0	0	0	0	0.0	0.0
		Disposed Of	57	50	107	644	16.6	15	368	56	15	454	644	11.0	59.5
		End Pending	35	20	55	462	11.9	4	171	17	29	221	462	10.0	37.9
8th	CASS	New Filed	115	201	316	2,155	14.7	89	1,139	43	35	1,306	2,155	3.6	57.0
		Reinstated	0	0	0	5	0.0	0	0	0	1	5	20.0	0.0	
		Disposed Of	112	214	326	2,206	14.8	88	1,101	49	43	1,281	2,206	4.2	53.9
		End Pending	118	53	171	1,141	15.0	50	427	11	35	523	1,141	4.0	41.8
8th	MASON	New Filed	176	175	351	3,267	10.7	26	2,181	51	50	2,308	3,267	3.1	67.6
		Reinstated	2	0	2	3	66.7	0	1	0	0	1	3	0.0	33.3
		Disposed Of	151	167	318	3,155	10.1	47	2,234	52	48	2,381	3,155	3.2	72.3
		End Pending	100	131	231	3,136	7.4	26	1,825	23	24	1,898	3,136	1.5	59.0
8th	MENARD	New Filed	26	45	71	1,158	6.1	33	700	14	8	755	1,158	1.9	63.3
		Reinstated	0	0	0	4	0.0	0	0	0	0	4	0.0	0.0	
		Disposed Of	28	63	91	1,178	7.7	35	715	14	10	774	1,178	2.0	63.7
		End Pending	23	35	58	725	8.0	31	306	5	3	345	725	1.1	46.5
8th	PIKE	New Filed	101	210	311	6,011	5.2	47	4,748	57	8	4,860	6,011	1.1	79.8
		Reinstated	0	0	0	0	0.0	0	0	0	0	0	0	0.0	0.0
		Disposed Of	90	189	279	5,608	5.0	47	4,575	43	4	4,669	5,608	0.8	82.4
		End Pending	106	287	393	4,833	8.1	85	2,976	88	28	3,177	4,833	2.4	63.3

* TOTAL OF ALL CASES IN ALL CATEGORIES: CIVIL; CRIMINAL; TRAFFIC, CONSERVATION, AND ORDINANCE; AND JUVENILE.

**CRIMINAL, TRAFFIC, CONSERVATION AND ORDINANCE
CASELOAD STATISTICS BY COUNTY
CIRCUIT COURTS OF ILLINOIS
CALENDAR YEAR 2013**

CIRCUIT	COUNTY		CRIMINAL FELONY AND MISDEMEANOR CASES					TRAFFIC, CONSERVATION & ORDINANCE CASES							
			CRIMINAL FELONY	CRIMINAL MISDE- MEANOR	TOTAL CRIMINAL CASES	TOTAL * ALL CASES	CRIMINAL AS % OF ALL CASES	TRAFFIC		CONSER- VATION CASES	ORDIN- ANCE CASES	TOTAL OF TRAF., CON. & ORD. CASES	TOTAL * ALL CASES	CON. & ORD. AS % OF ALL CASES	TRAFFIC AS % OF ALL CASES
								DUI	OTHER TRAFFIC						
8th	SCHUYLER	New Filed	54	81	135	2,220	6.1	28	1,628	29	0	1,685	2,220	1.3	74.6
		Reinstated	0	0	0	3	0.0	0	0	0	0	3	0.0	0.0	
		Disposed Of	63	100	163	2,303	7.1	29	1,670	27	0	1,726	2,303	1.2	73.8
		End Pending	35	47	82	966	8.5	18	610	15	2	645	966	1.8	65.0
8th Circuit	CIRCUIT TOTAL	New Filed	1,402	1,398	2,800	31,808	8.8	463	19,466	374	1,797	22,100	31,808	6.8	62.7
		Reinstated	2	1	3	20	15.0	0	1	0	1	2	20	5.0	5.0
		Disposed Of	1,282	1,437	2,719	30,982	8.8	476	19,080	348	1,888	21,792	30,982	7.2	63.1
		End Pending	1,141	1,131	2,272	20,139	11.3	413	9,886	222	560	11,081	20,139	3.9	51.1
9th	FULTON	New Filed	224	589	813	6,184	13.1	168	3,006	36	469	3,679	6,184	8.2	51.3
		Reinstated	0	0	0	7	0.0	0	0	0	0	0	7	0.0	0.0
		Disposed Of	265	624	889	6,366	14.0	179	3,104	35	428	3,746	6,366	7.3	51.6
		End Pending	214	378	592	2,958	20.0	103	918	7	160	1,188	2,958	5.6	34.5
9th	HANCOCK	New Filed	43	122	165	1,870	8.8	35	1,060	49	13	1,157	1,870	3.3	58.6
		Reinstated	0	0	0	0	0.0	0	0	0	0	0	0	0.0	0.0
		Disposed Of	38	125	163	1,772	9.2	42	1,041	51	7	1,141	1,772	3.3	61.1
		End Pending	41	42	83	1,207	6.9	18	273	11	9	311	1,207	1.7	24.1
9th	HENDERSON	New Filed	68	91	159	1,976	8.0	107	1,367	19	70	1,563	1,976	4.5	74.6
		Reinstated	0	0	0	0	0.0	0	0	0	0	0	0	0.0	0.0
		Disposed Of	75	89	164	2,064	7.9	123	1,485	16	60	1,684	2,064	3.7	77.9
		End Pending	60	76	136	931	14.6	70	357	4	38	469	931	4.5	45.9
9th	KNOX	New Filed	594	891	1,485	10,966	13.5	218	6,025	21	621	6,885	10,966	5.9	56.9
		Reinstated	0	0	0	0	0.0	0	0	0	0	0	0	0.0	0.0
		Disposed Of	663	928	1,591	10,753	14.8	246	5,824	35	592	6,697	10,753	5.8	56.4
		End Pending	906	411	1,317	6,559	20.1	144	3,030	0	83	3,257	6,559	1.3	48.4
9th	MCDONOUGH	New Filed	319	757	1,076	6,945	15.5	219	3,433	17	922	4,591	6,945	13.5	52.6
		Reinstated	0	0	0	0	0.0	0	0	0	0	0	0	0.0	0.0
		Disposed Of	280	873	1,153	6,738	17.1	152	2,995	15	825	3,987	6,738	12.5	46.7
		End Pending	338	635	973	7,390	13.2	388	2,454	31	648	3,521	7,390	9.2	38.5
9th	WARREN	New Filed	148	296	444	4,022	11.0	150	2,226	2	359	2,737	4,022	9.0	59.1
		Reinstated	0	0	0	0	0.0	0	0	0	0	0	0	0.0	0.0
		Disposed Of	187	370	557	4,398	12.7	158	2,326	9	386	2,879	4,398	9.0	56.5
		End Pending	80	119	199	1,429	13.9	111	437	0	58	606	1,429	4.1	38.3
9th Circuit	CIRCUIT TOTAL	New Filed	1,396	2,746	4,142	31,963	13.0	897	17,117	144	2,454	20,612	31,963	8.1	56.4
		Reinstated	0	0	0	7	0.0	0	0	0	0	7	7	0.0	0.0
		Disposed Of	1,508	3,009	4,517	32,091	14.1	900	16,775	161	2,298	20,134	32,091	7.7	55.1
		End Pending	1,639	1,661	3,300	20,474	16.1	834	7,469	53	996	9,352	20,474	5.1	40.6

* TOTAL OF ALL CASES IN ALL CATEGORIES: CIVIL; CRIMINAL; TRAFFIC, CONSERVATION, AND ORDINANCE; AND JUVENILE.

**CRIMINAL, TRAFFIC, CONSERVATION AND ORDINANCE
CASELOAD STATISTICS BY COUNTY
CIRCUIT COURTS OF ILLINOIS
CALENDAR YEAR 2013**

CIRCUIT	COUNTY		CRIMINAL FELONY AND MISDEMEANOR CASES					TRAFFIC, CONSERVATION & ORDINANCE CASES							
			CRIMINAL FELONY	CRIMINAL MISDE- MEANOR	TOTAL CRIMINAL CASES	TOTAL * ALL CASES	CRIMINAL AS % OF ALL CASES	TRAFFIC		CONSER- VATION CASES	ORDIN- ANCE CASES	TOTAL OF TRAF., CON. & ORD. CASES	TOTAL * ALL CASES	CON. & ORD. AS % OF ALL CASES	TRAFFIC AS % OF ALL CASES
								DUI	OTHER TRAFFIC						
10th	MARSHALL	New Filed	36	64	100	1,795	5.6	38	1,205	14	6	1,263	1,795	1.1	69.2
		Reinstated	0	0	0	0	0.0	0	0	0	0	0	0	0.0	0.0
		Disposed Of	40	92	132	1,793	7.4	34	1,234	11	6	1,285	1,793	0.9	70.7
		End Pending	33	128	161	1,543	10.4	33	658	7	6	704	1,543	0.8	44.8
10th	PEORIA	New Filed	1,145	2,157	3,302	44,611	7.4	704	25,849	89	4,012	30,654	44,611	9.2	59.5
		Reinstated	0	0	0	0	0.0	0	0	0	0	0	0	0.0	0.0
		Disposed Of	1,316	2,162	3,478	42,878	8.1	601	24,997	106	4,713	30,417	42,878	11.2	59.7
		End Pending	849	647	1,496	30,248	4.9	522	11,762	218	2,897	15,399	30,248	10.3	40.6
10th	PUTNAM	New Filed	34	103	137	920	14.9	11	531	46	3	591	920	5.3	58.9
		Reinstated	0	1	1	5	20.0	0	0	0	0	0	5	0.0	0.0
		Disposed Of	40	104	144	918	15.7	14	528	36	0	578	918	3.9	59.0
		End Pending	22	39	61	376	16.2	6	142	11	3	162	376	3.7	39.4
10th	STARK	New Filed	26	42	68	1,160	5.9	15	868	1	2	886	1,160	0.3	76.1
		Reinstated	0	0	0	1	0.0	0	0	0	0	0	1	0.0	0.0
		Disposed Of	25	30	55	1,212	4.5	14	915	1	1	931	1,212	0.2	76.7
		End Pending	28	35	63	460	13.7	17	154	0	1	172	460	0.2	37.2
10th	TAZEWELL	New Filed	665	1,167	1,832	32,438	5.6	664	22,942	51	1,330	24,987	32,438	4.3	72.8
		Reinstated	8	40	48	142	33.8	0	4	0	66	70	142	46.5	2.8
		Disposed Of	675	1,236	1,911	32,245	5.9	677	22,833	48	1,377	24,935	32,245	4.4	72.9
		End Pending	319	276	595	13,020	4.6	466	6,529	11	164	7,170	13,020	1.3	53.7
10th Circuit	CIRCUIT TOTAL	New Filed	1,906	3,533	5,439	80,924	6.7	1,432	51,395	201	5,353	58,381	80,924	6.9	65.3
		Reinstated	8	41	49	148	33.1	0	4	0	66	70	148	44.6	2.7
		Disposed Of	2,096	3,624	5,720	79,046	7.2	1,340	50,507	202	6,097	58,146	79,046	8.0	65.6
		End Pending	1,251	1,125	2,376	45,647	5.2	1,044	19,245	247	3,071	23,607	45,647	7.3	44.4
11th	FORD	New Filed	87	138	225	1,931	11.7	49	993	1	39	1,082	1,931	2.1	54.0
		Reinstated	1	0	1	9	11.1	0	0	0	0	0	9	0.0	0.0
		Disposed Of	83	130	213	1,838	11.6	56	981	1	39	1,077	1,838	2.2	56.4
		End Pending	91	127	218	3,711	5.9	38	2,110	6	47	2,201	3,711	1.4	57.9
11th	LIVINGSTON	New Filed	317	561	878	7,474	11.7	98	4,605	17	263	4,983	7,474	3.7	62.9
		Reinstated	10	5	15	21	71.4	2	0	0	0	2	21	0.0	9.5
		Disposed Of	429	693	1,122	9,022	12.4	151	5,674	10	296	6,131	9,022	3.4	64.6
		End Pending	177	214	391	6,546	6.0	67	4,252	9	410	4,738	6,546	6.4	66.0
11th	LOGAN	New Filed	245	569	814	8,485	9.6	97	5,745	28	209	6,079	8,485	2.8	68.9
		Reinstated	0	2	2	3	66.7	0	0	0	1	1	3	33.3	0.0
		Disposed Of	208	540	748	8,061	9.3	83	5,599	27	214	5,923	8,061	3.0	70.5
		End Pending	167	458	625	7,589	8.2	90	4,196	15	104	4,405	7,589	1.6	56.5

* TOTAL OF ALL CASES IN ALL CATEGORIES: CIVIL; CRIMINAL; TRAFFIC, CONSERVATION, AND ORDINANCE; AND JUVENILE.

**CRIMINAL, TRAFFIC, CONSERVATION AND ORDINANCE
CASELOAD STATISTICS BY COUNTY
CIRCUIT COURTS OF ILLINOIS
CALENDAR YEAR 2013**

CIRCUIT	COUNTY		CRIMINAL FELONY AND MISDEMEANOR CASES					TRAFFIC, CONSERVATION & ORDINANCE CASES							
			CRIMINAL FELONY	CRIMINAL MISDE- MEANOR	TOTAL CRIMINAL CASES	TOTAL * ALL CASES	CRIMINAL AS % OF ALL CASES	TRAFFIC		CONSER- VATION CASES	ORDIN- ANCE CASES	TOTAL OF TRAF., CON. & ORD. CASES	TOTAL * ALL CASES	CON. & ORD. AS % OF ALL CASES	TRAFFIC AS % OF ALL CASES
								DUI	OTHER TRAFFIC						
11th	MCLEAN	New Filed	1,736	2,655	4,391	45,848	9.6	799	30,730	38	2,455	34,022	45,848	5.4	68.8
		Reinstated	47	59	106	807	13.1	10	475	0	6	491	807	0.7	60.1
		Disposed Of	1,426	2,415	3,841	45,208	8.5	768	30,904	41	2,542	34,255	45,208	5.7	70.1
		End Pending	1,168	1,031	2,199	19,982	11.0	491	10,401	11	781	11,684	19,982	4.0	54.5
11th	WOODFORD	New Filed	163	282	445	4,780	9.3	100	3,289	15	23	3,427	4,780	0.8	70.9
		Reinstated	0	0	0	0	0.0	0	0	0	0	0	0	0.0	0.0
		Disposed Of	153	278	431	4,853	8.9	102	3,440	17	22	3,581	4,853	0.8	73.0
		End Pending	115	153	268	6,126	4.4	51	3,952	39	41	4,083	6,126	1.3	65.3
11th Circuit	CIRCUIT TOTAL	New Filed	2,548	4,205	6,753	68,518	9.9	1,143	45,362	99	2,989	49,593	68,518	4.5	67.9
		Reinstated	58	66	124	840	14.8	12	475	0	7	494	840	0.8	58.0
		Disposed Of	2,299	4,056	6,355	68,982	9.2	1,160	46,598	96	3,113	50,967	68,982	4.7	69.2
		End Pending	1,718	1,983	3,701	43,954	8.4	737	24,911	80	1,383	27,111	43,954	3.3	58.4
12th	WILL	New Filed	2,743	3,324	6,067	150,905	4.0	1,777	107,781	252	5,421	115,231	150,905	3.8	72.6
		Reinstated	20	21	41	4,143	1.0	17	3,350	0	253	3,620	4,143	6.1	81.3
		Disposed Of	2,882	3,252	6,134	159,531	3.8	1,814	109,522	259	7,290	118,885	159,531	4.7	69.8
		End Pending	2,948	2,092	5,040	87,929	5.7	2,844	52,488	12	4,604	59,948	87,929	5.2	62.9
12th Circuit	CIRCUIT TOTAL	New Filed	2,743	3,324	6,067	150,905	4.0	1,777	107,781	252	5,421	115,231	150,905	3.8	72.6
		Reinstated	20	21	41	4,143	1.0	17	3,350	0	253	3,620	4,143	6.1	81.3
		Disposed Of	2,882	3,252	6,134	159,531	3.8	1,814	109,522	259	7,290	118,885	159,531	4.7	69.8
		End Pending	2,948	2,092	5,040	87,929	5.7	2,844	52,488	12	4,604	59,948	87,929	5.2	62.9
13th	BUREAU	New Filed	105	338	443	4,945	9.0	67	3,047	71	52	3,237	4,945	2.5	63.0
		Reinstated	0	0	0	2	0.0	0	0	0	0	0	2	0.0	0.0
		Disposed Of	95	335	430	4,865	8.8	60	2,925	82	51	3,118	4,865	2.7	61.4
		End Pending	83	335	418	5,391	7.8	103	2,966	1	37	3,107	5,391	0.7	56.9
13th	GRUNDY	New Filed	235	947	1,182	12,805	9.2	169	8,760	62	305	9,296	12,805	2.9	69.7
		Reinstated	0	0	0	70	0.0	0	0	0	0	0	70	0.0	0.0
		Disposed Of	266	1,055	1,321	13,322	9.9	181	8,944	57	308	9,490	13,322	2.7	68.5
		End Pending	190	361	551	3,751	14.7	99	1,445	13	65	1,622	3,751	2.1	41.2
13th	LASALLE	New Filed	594	1,483	2,077	23,793	8.7	557	14,296	574	1,027	16,454	23,793	6.7	62.4
		Reinstated	32	167	199	824	24.2	9	357	7	74	447	824	9.8	44.4
		Disposed Of	693	1,717	2,410	26,865	9.0	661	16,374	587	1,176	18,798	26,865	6.6	63.4
		End Pending	245	405	650	10,657	6.1	293	6,677	47	144	7,161	10,657	1.8	65.4
13th Circuit	CIRCUIT TOTAL	New Filed	934	2,768	3,702	41,543	8.9	793	26,103	707	1,384	28,987	41,543	5.0	64.7
		Reinstated	32	167	199	896	22.2	9	357	7	74	447	896	9.0	40.8
		Disposed Of	1,054	3,107	4,161	45,052	9.2	902	28,243	726	1,535	31,406	45,052	5.0	64.7
		End Pending	518	1,101	1,619	19,799	8.2	495	11,088	61	246	11,890	19,799	1.6	58.5

* TOTAL OF ALL CASES IN ALL CATEGORIES: CIVIL; CRIMINAL; TRAFFIC, CONSERVATION, AND ORDINANCE; AND JUVENILE.

**CRIMINAL, TRAFFIC, CONSERVATION AND ORDINANCE
CASELOAD STATISTICS BY COUNTY
CIRCUIT COURTS OF ILLINOIS
CALENDAR YEAR 2013**

CIRCUIT	COUNTY		CRIMINAL FELONY AND MISDEMEANOR CASES					TRAFFIC, CONSERVATION & ORDINANCE CASES							
			CRIMINAL FELONY	CRIMINAL MISDE- MEANOR	TOTAL CRIMINAL CASES	TOTAL * ALL CASES	CRIMINAL AS % OF ALL CASES	TRAFFIC		CONSER- VATION CASES	ORDIN- ANCE CASES	TOTAL OF TRAF., CON. & ORD. CASES	TOTAL * ALL CASES	CON. & ORD. AS % OF ALL CASES	TRAFFIC AS % OF ALL CASES
								DUI	OTHER TRAFFIC						
14th	HENRY	New Filed	360	403	763	9,695	7.9	235	6,416	25	380	7,056	9,695	4.2	68.6
		Reinstated	0	0	0	3	0.0	0	1	0	0	1	3	0.0	33.3
		Disposed Of	357	413	770	9,813	7.8	249	6,530	25	399	7,203	9,813	4.3	69.1
		End Pending	377	493	870	8,891	9.8	275	5,905	2	73	6,255	8,891	0.8	69.5
14th	MERCER	New Filed	127	181	308	2,288	13.5	57	927	51	251	1,286	2,288	13.2	43.0
		Reinstated	0	0	0	0	0.0	0	0	0	0	0	0	0.0	0.0
		Disposed Of	129	162	291	2,202	13.2	63	923	49	251	1,286	2,202	13.6	44.8
		End Pending	68	113	181	1,987	9.1	20	194	12	66	292	1,987	3.9	10.8
14th	ROCK ISLAND	New Filed	1,123	1,909	3,032	31,524	9.6	952	18,937	111	647	20,647	31,524	2.4	63.1
		Reinstated	7	1	8	13	61.5	0	0	0	0	0	13	0.0	0.0
		Disposed Of	1,165	1,884	3,049	31,099	9.8	968	18,764	114	567	20,413	31,099	2.2	63.4
		End Pending	695	1,894	2,589	35,224	7.4	812	18,513	64	1,714	21,103	35,224	5.0	54.9
14th	WHITESIDE	New Filed	385	411	796	12,055	6.6	157	7,577	97	66	7,897	12,055	1.4	64.2
		Reinstated	0	0	0	19	0.0	0	3	0	0	3	19	0.0	15.8
		Disposed Of	439	419	858	12,145	7.1	169	7,478	100	60	7,807	12,145	1.3	63.0
		End Pending	386	373	759	8,763	8.7	172	5,715	21	96	6,004	8,763	1.3	67.2
14th Circuit	CIRCUIT TOTAL	New Filed	1,995	2,904	4,899	55,562	8.8	1,401	33,857	284	1,344	36,886	55,562	2.9	63.5
		Reinstated	7	1	8	35	22.9	0	4	0	0	4	35	0.0	11.4
		Disposed Of	2,090	2,878	4,968	55,259	9.0	1,449	33,695	288	1,277	36,709	55,259	2.8	63.6
		End Pending	1,526	2,873	4,399	54,865	8.0	1,279	30,327	99	1,949	33,654	54,865	3.7	57.6
15th	CARROLL	New Filed	76	300	376	3,077	12.2	103	2,003	56	47	2,209	3,077	3.3	68.4
		Reinstated	0	0	0	2	0.0	0	0	0	0	0	2	0.0	0.0
		Disposed Of	69	243	312	2,786	11.2	75	1,815	45	45	1,980	2,786	3.2	67.8
		End Pending	60	296	356	1,728	20.6	81	828	46	10	965	1,728	3.2	52.6
15th	JO DAVIESS	New Filed	59	189	248	4,532	5.5	132	3,112	60	318	3,622	4,532	8.3	71.6
		Reinstated	0	0	0	0	0.0	0	0	0	0	0	0	0.0	0.0
		Disposed Of	64	186	250	4,512	5.5	97	3,062	49	315	3,523	4,512	8.1	70.0
		End Pending	30	71	101	2,156	4.7	67	1,437	20	65	1,589	2,156	3.9	69.8
15th	LEE	New Filed	287	315	602	9,375	6.4	175	6,354	23	189	6,741	9,375	2.3	69.6
		Reinstated	5	1	6	14	42.9	0	2	0	0	2	14	0.0	14.3
		Disposed Of	207	322	529	9,233	5.7	172	6,242	30	176	6,620	9,233	2.2	69.5
		End Pending	294	225	519	4,438	11.7	135	2,133	12	17	2,297	4,438	0.7	51.1
15th	OGLE	New Filed	250	519	769	15,822	4.9	163	12,854	88	76	13,181	15,822	1.0	82.3
		Reinstated	0	0	0	1	0.0	0	0	0	0	1	1	0.0	0.0
		Disposed Of	238	493	731	16,147	4.5	197	13,165	74	122	13,558	16,147	1.2	82.8
		End Pending	293	899	1,192	10,467	11.4	244	7,444	106	135	7,929	10,467	2.3	73.4

* TOTAL OF ALL CASES IN ALL CATEGORIES: CIVIL; CRIMINAL; TRAFFIC, CONSERVATION, AND ORDINANCE; AND JUVENILE.

**CRIMINAL, TRAFFIC, CONSERVATION AND ORDINANCE
CASELOAD STATISTICS BY COUNTY
CIRCUIT COURTS OF ILLINOIS
CALENDAR YEAR 2013**

CIRCUIT	COUNTY		CRIMINAL FELONY AND MISDEMEANOR CASES					TRAFFIC, CONSERVATION & ORDINANCE CASES							
			CRIMINAL FELONY	CRIMINAL MISDE- MEANOR	TOTAL CRIMINAL CASES	TOTAL * ALL CASES	CRIMINAL AS % OF ALL CASES	TRAFFIC		CONSER- VATION CASES	ORDIN- ANCE CASES	TOTAL OF TRAF., CON. & ORD. CASES	TOTAL * ALL CASES	CON. & ORD. AS % OF ALL CASES	TRAFFIC AS % OF ALL CASES
								DUI	OTHER TRAFFIC						
15th	STEPHENSON	New Filed	282	1,048	1,330	9,639	13.8	115	5,235	58	966	6,374	9,639	10.6	55.5
		Reinstated	0	0	0	0	0.0	0	0	0	0	0	0	0.0	0.0
		Disposed Of	295	1,093	1,388	9,863	14.1	127	5,253	46	1,028	6,454	9,863	10.9	54.5
		End Pending	247	391	638	5,290	12.1	91	2,910	19	261	3,281	5,290	5.3	56.7
15th Circuit	CIRCUIT TOTAL	New Filed	954	2,371	3,325	42,445	7.8	688	29,558	285	1,596	32,127	42,445	4.4	71.3
		Reinstated	5	1	6	17	35.3	0	2	0	0	2	17	0.0	11.8
		Disposed Of	873	2,337	3,210	42,541	7.5	668	29,537	244	1,686	32,135	42,541	4.5	71.0
		End Pending	924	1,882	2,806	24,079	11.7	618	14,752	203	488	16,061	24,079	2.9	63.8
16th	KANE	New Filed	2,417	5,409	7,826	109,434	7.2	1,327	77,277	98	3,722	82,424	109,434	3.5	71.8
		Reinstated	74	161	235	939	25.0	55	412	0	30	497	939	3.2	49.7
		Disposed Of	2,356	5,084	7,440	110,278	6.7	1,315	78,821	90	4,112	84,338	110,278	3.8	72.7
		End Pending	3,187	4,264	7,451	57,090	13.1	1,745	15,215	9	5,430	22,399	57,090	9.5	29.7
16th Circuit	CIRCUIT TOTAL	New Filed	2,417	5,409	7,826	109,434	7.2	1,327	77,277	98	3,722	82,424	109,434	3.5	71.8
		Reinstated	74	161	235	939	25.0	55	412	0	30	497	939	3.2	49.7
		Disposed Of	2,356	5,084	7,440	110,278	6.7	1,315	78,821	90	4,112	84,338	110,278	3.8	72.7
		End Pending	3,187	4,264	7,451	57,090	13.1	1,745	15,215	9	5,430	22,399	57,090	9.5	29.7
17th	BOONE	New Filed	291	898	1,189	16,039	7.4	272	11,961	37	415	12,685	16,039	2.8	76.3
		Reinstated	0	0	0	12	0.0	1	0	0	0	1	12	0.0	8.3
		Disposed Of	334	822	1,156	15,628	7.4	295	11,678	23	401	12,397	15,628	2.7	76.6
		End Pending	570	1,305	1,875	15,236	12.3	561	11,489	29	126	12,205	15,236	1.0	79.1
17th	WINNEBAGO	New Filed	3,462	4,292	7,754	76,976	10.1	1,504	48,321	178	1,592	51,595	76,976	2.3	64.7
		Reinstated	9	2	11	132	8.3	0	2	0	0	2	132	0.0	1.5
		Disposed Of	3,625	4,118	7,743	73,155	10.6	1,398	45,604	160	1,620	48,782	73,155	2.4	64.2
		End Pending	3,711	6,850	10,561	79,862	13.2	1,994	36,399	125	567	39,085	79,862	0.9	48.1
17th Circuit	CIRCUIT TOTAL	New Filed	3,753	5,190	8,943	93,015	9.6	1,776	60,282	215	2,007	64,280	93,015	2.4	66.7
		Reinstated	9	2	11	144	7.6	1	2	0	0	3	144	0.0	2.1
		Disposed Of	3,959	4,940	8,899	88,783	10.0	1,693	57,282	183	2,021	61,179	88,783	2.5	66.4
		End Pending	4,281	8,155	12,436	95,098	13.1	2,555	47,888	154	693	51,290	95,098	0.9	53.0
18th	DUPAGE	New Filed	2,469	6,403	8,872	232,808	3.8	6,532	178,221	451	8,894	194,098	232,808	4.0	79.4
		Reinstated	441	1,316	1,757	12,395	14.2	737	8,381	6	450	9,574	12,395	3.7	73.6
		Disposed Of	2,879	8,003	10,882	249,756	4.4	7,721	187,433	486	9,449	205,089	249,756	4.0	78.1
		End Pending	1,812	2,948	4,760	60,141	7.9	3,817	29,522	76	3,761	37,176	60,141	6.4	55.4
18th Circuit	CIRCUIT TOTAL	New Filed	2,469	6,403	8,872	232,808	3.8	6,532	178,221	451	8,894	194,098	232,808	4.0	79.4
		Reinstated	441	1,316	1,757	12,395	14.2	737	8,381	6	450	9,574	12,395	3.7	73.6
		Disposed Of	2,879	8,003	10,882	249,756	4.4	7,721	187,433	486	9,449	205,089	249,756	4.0	78.1
		End Pending	1,812	2,948	4,760	60,141	7.9	3,817	29,522	76	3,761	37,176	60,141	6.4	55.4

* TOTAL OF ALL CASES IN ALL CATEGORIES: CIVIL; CRIMINAL; TRAFFIC, CONSERVATION, AND ORDINANCE; AND JUVENILE.

**CRIMINAL, TRAFFIC, CONSERVATION AND ORDINANCE
CASELOAD STATISTICS BY COUNTY
CIRCUIT COURTS OF ILLINOIS
CALENDAR YEAR 2013**

CIRCUIT	COUNTY		CRIMINAL FELONY AND MISDEMEANOR CASES					TRAFFIC, CONSERVATION & ORDINANCE CASES							
			CRIMINAL FELONY	CRIMINAL MISDE- MEANOR	TOTAL CRIMINAL CASES	TOTAL * ALL CASES	CRIMINAL AS % OF ALL CASES	TRAFFIC		CONSER- VATION CASES	ORDIN- ANCE CASES	TOTAL OF TRAF., CON. & ORD. CASES	TOTAL * ALL CASES	CON. & ORD. AS % OF ALL CASES	TRAFFIC AS % OF ALL CASES
								DUI	OTHER TRAFFIC						
19th	LAKE	New Filed	3,796	5,638	9,434	178,926	5.3	2,772	133,388	1,111	6,340	143,611	178,926	4.2	76.1
		Reinstated	603	719	1,322	7,005	18.9	169	4,226	9	124	4,528	7,005	1.9	62.7
		Disposed Of	3,205	7,854	11,059	190,925	5.8	2,989	138,697	1,121	6,744	149,551	190,925	4.1	74.2
		End Pending	1,760	1,875	3,635	45,059	8.1	1,118	20,974	134	1,401	23,627	45,059	3.4	49.0
19th Circuit	CIRCUIT TOTAL	New Filed	3,796	5,638	9,434	178,926	5.3	2,772	133,388	1,111	6,340	143,611	178,926	4.2	76.1
		Reinstated	603	719	1,322	7,005	18.9	169	4,226	9	124	4,528	7,005	1.9	62.7
		Disposed Of	3,205	7,854	11,059	190,925	5.8	2,989	138,697	1,121	6,744	149,551	190,925	4.1	74.2
		End Pending	1,760	1,875	3,635	45,059	8.1	1,118	20,974	134	1,401	23,627	45,059	3.4	49.0
20th	MONROE	New Filed	124	352	476	4,850	9.8	122	3,119	49	124	3,414	4,850	3.6	66.8
		Reinstated	0	0	0	0	0.0	0	0	0	0	0	0	0.0	0.0
		Disposed Of	127	340	467	4,884	9.6	125	3,212	56	120	3,513	4,884	3.6	68.3
		End Pending	103	194	297	4,220	7.0	80	2,804	8	90	2,982	4,220	2.3	68.3
20th	PERRY	New Filed	148	284	432	3,215	13.4	80	1,667	28	263	2,038	3,215	9.1	54.3
		Reinstated	0	0	0	0	0.0	0	0	0	0	0	0	0.0	0.0
		Disposed Of	165	291	456	3,085	14.8	74	1,619	29	272	1,994	3,085	9.8	54.9
		End Pending	107	76	183	2,689	6.8	51	970	27	123	1,171	2,689	5.6	38.0
20th	RANDOLPH	New Filed	196	354	550	5,181	10.6	61	2,506	94	435	3,096	5,181	10.2	49.5
		Reinstated	2	0	2	4	50.0	0	2	0	0	2	4	0.0	50.0
		Disposed Of	191	336	527	5,191	10.2	86	2,608	108	436	3,238	5,191	10.5	51.9
		End Pending	138	159	297	3,128	9.5	50	746	6	116	918	3,128	3.9	25.4
20th	ST. CLAIR	New Filed	1,934	8,411	10,345	88,146	11.7	1,277	55,684	85	6,098	63,144	88,146	7.0	64.6
		Reinstated	301	0	301	301	100.0	0	0	0	0	0	301	0.0	0.0
		Disposed Of	2,430	7,185	9,615	84,995	11.3	1,123	51,868	112	6,840	59,943	84,995	8.2	62.3
		End Pending	1,387	12,410	13,797	86,624	15.9	1,911	52,837	75	8,710	63,533	86,624	10.1	63.2
20th	WASHINGTON	New Filed	86	149	235	3,535	6.6	72	2,728	20	7	2,827	3,535	0.8	79.2
		Reinstated	0	0	0	0	0.0	0	0	0	0	0	0	0.0	0.0
		Disposed Of	84	160	244	3,529	6.9	79	2,711	18	9	2,817	3,529	0.8	79.1
		End Pending	64	98	162	2,461	6.6	40	1,529	8	9	1,586	2,461	0.7	63.8
20th Circuit	CIRCUIT TOTAL	New Filed	2,488	9,550	12,038	104,927	11.5	1,612	65,704	276	6,927	74,519	104,927	6.9	64.2
		Reinstated	303	0	303	305	99.3	0	2	0	0	2	305	0.0	0.7
		Disposed Of	2,997	8,312	11,309	101,684	11.1	1,487	62,018	323	7,677	71,505	101,684	7.9	62.5
		End Pending	1,799	12,937	14,736	99,122	14.9	2,132	58,886	124	9,048	70,190	99,122	9.3	61.6
21st	IROQUOIS	New Filed	153	332	485	7,272	6.7	64	5,051	18	370	5,503	7,272	5.3	70.3
		Reinstated	0	0	0	1	0.0	0	0	0	0	1	1	0.0	0.0
		Disposed Of	142	299	441	6,735	6.5	53	4,797	5	342	5,197	6,735	5.2	72.0
		End Pending	233	451	684	11,764	5.8	150	8,211	55	475	8,891	11,764	4.5	71.1

* TOTAL OF ALL CASES IN ALL CATEGORIES: CIVIL; CRIMINAL; TRAFFIC, CONSERVATION, AND ORDINANCE; AND JUVENILE.

**CRIMINAL, TRAFFIC, CONSERVATION AND ORDINANCE
CASELOAD STATISTICS BY COUNTY
CIRCUIT COURTS OF ILLINOIS
CALENDAR YEAR 2013**

CIRCUIT	COUNTY		CRIMINAL FELONY AND MISDEMEANOR CASES					TRAFFIC, CONSERVATION & ORDINANCE CASES							
			CRIMINAL FELONY	CRIMINAL MISDE- MEANOR	TOTAL CRIMINAL CASES	TOTAL * ALL CASES	CRIMINAL AS % OF ALL CASES	TRAFFIC		CONSER- VATION CASES	ORDIN- ANCE CASES	TOTAL OF TRAF., CON. & ORD. CASES	TOTAL * ALL CASES	CON. & ORD. AS % OF ALL CASES	TRAFFIC AS % OF ALL CASES
								DUI	OTHER TRAFFIC						
21st	KANKAKEE	New Filed	592	1,470	2,062	26,551	7.8	377	16,892	263	495	18,027	26,551	2.9	65.0
		Reinstated	0	0	0	0	0.0	0	0	0	0	0	0	0.0	0.0
		Disposed Of	668	1,271	1,939	24,749	7.8	241	14,426	278	353	15,298	24,749	2.5	59.3
		End Pending	590	4,740	5,330	44,573	12.0	1,138	20,694	158	346	22,336	44,573	1.1	49.0
21st Circuit	CIRCUIT TOTAL	New Filed	745	1,802	2,547	33,823	7.5	441	21,943	281	865	23,530	33,823	3.4	66.2
		Reinstated	0	0	0	1	0.0	0	0	0	0	1	0	0.0	0.0
		Disposed Of	810	1,570	2,380	31,484	7.6	294	19,223	283	695	20,495	31,484	3.1	62.0
		End Pending	823	5,191	6,014	56,337	10.7	1,288	28,905	213	821	31,227	56,337	1.8	53.6
22nd	MCHENRY	New Filed	1,180	2,655	3,835	72,312	5.3	1,180	52,985	469	2,406	57,040	72,312	4.0	74.9
		Reinstated	58	59	117	2,546	4.6	34	1,404	6	52	1,496	2,546	2.3	56.5
		Disposed Of	1,240	2,761	4,001	76,393	5.2	1,106	54,873	439	2,628	59,046	76,393	4.0	73.3
		End Pending	878	1,358	2,236	19,328	11.6	946	9,375	61	538	10,920	19,328	3.1	53.4
22nd Circuit	CIRCUIT TOTAL	New Filed	1,180	2,655	3,835	72,312	5.3	1,180	52,985	469	2,406	57,040	72,312	4.0	74.9
		Reinstated	58	59	117	2,546	4.6	34	1,404	6	52	1,496	2,546	2.3	56.5
		Disposed Of	1,240	2,761	4,001	76,393	5.2	1,106	54,873	439	2,628	59,046	76,393	4.0	73.3
		End Pending	878	1,358	2,236	19,328	11.6	946	9,375	61	538	10,920	19,328	3.1	53.4
23rd	DEKALB	New Filed	957	1,921	2,878	24,839	11.6	544	16,232	50	774	17,600	24,839	3.3	67.5
		Reinstated	57	80	137	1,028	13.3	25	805	0	61	891	1,028	5.9	80.7
		Disposed Of	884	1,776	2,660	25,824	10.3	541	17,022	57	825	18,445	25,824	3.4	68.0
		End Pending	1,052	1,692	2,744	13,559	20.2	527	7,017	12	150	7,706	13,559	1.2	55.6
23rd	KENDALL	New Filed	410	1,055	1,465	17,798	8.2	253	11,298	39	78	11,668	17,798	0.7	64.9
		Reinstated	5	2	7	560	1.3	5	336	1	0	342	560	0.2	60.9
		Disposed Of	400	1,097	1,497	19,383	7.7	272	11,831	35	82	12,220	19,383	0.6	62.4
		End Pending	494	937	1,431	9,408	15.2	290	4,252	14	6	4,562	9,408	0.2	48.3
23rd Circuit	CIRCUIT TOTAL	New Filed	1,367	2,976	4,343	42,637	10.2	797	27,530	89	852	29,268	42,637	2.2	66.4
		Reinstated	62	82	144	1,588	9.1	30	1,141	1	61	1,233	1,588	3.9	73.7
		Disposed Of	1,284	2,873	4,157	45,207	9.2	813	28,853	92	907	30,665	45,207	2.2	65.6
		End Pending	1,546	2,629	4,175	22,967	18.2	817	11,269	26	156	12,268	22,967	0.8	52.6
	DOWNSTATE TOTAL	New Filed	48,977	87,298	136,275	1,812,978	7.5	32,805	1,229,076	8,147	65,556	1,335,584	1,812,978	4.1	69.6
		Reinstated	2,363	2,690	5,053	32,241	15.7	1,067	19,774	29	1,118	21,988	32,241	3.6	64.6
		Disposed Of	50,535	90,092	140,627	1,842,005	7.6	34,402	1,240,067	8,093	71,257	1,353,819	1,842,005	4.3	69.2
		End Pending	42,411	76,157	118,568	1,226,971	9.7	30,608	619,796	3,536	49,277	703,217	1,226,971	4.3	53.0
COOK	COOK COUNTY TOTAL	New Filed	33,851	162,093	195,944	1,361,166	14.4	12,369	802,351	677	17,174	832,571	1,361,166	1.3	59.9
		Reinstated	2,288	0	2,288	22,761	10.1	0	0	0	0	22,761	0	0.0	0.0
		Disposed Of	30,723	160,843	191,566	1,322,748	14.5	10,614	739,237	592	17,105	767,548	1,322,748	1.3	56.7
		End Pending	29,170	18,790	47,960	1,069,752	4.5	12,213	479,569	4,702	8,382	504,866	1,069,752	1.2	46.0
	STATE TOTAL	New Filed	82,828	249,391	332,219	3,174,144	10.5	45,174	2,031,427	8,824	82,730	2,168,155	3,174,144	2.9	65.4
		Reinstated	4,651	2,690	7,341	55,002	13.3	1,067	19,774	29	1,118	21,988	55,002	2.1	37.9
		Disposed Of	81,258	250,935	332,193	3,164,753	10.5	45,016	1,979,304	8,685	88,362	2,121,367	3,164,753	3.1	64.0
		End Pending	71,581	94,947	166,528	2,296,723	7.3	42,821	1,099,365	8,238	57,659	1,208,083	2,296,723	2.9	49.7

* TOTAL OF ALL CASES IN ALL CATEGORIES: CIVIL; CRIMINAL; TRAFFIC, CONSERVATION, AND ORDINANCE; AND JUVENILE.

**JUVENILE CASELOAD STATISTICS BY COUNTY
CIRCUIT COURTS OF ILLINOIS
CALENDAR YEAR 2013**

CIRCUIT	COUNTY		ABUSE & NEGLECT	DELIN- QUENT	OTHER **	TOTAL JUVENILE	TOTAL * ALL CASES	JUVENILE AS % OF ALL CASES	CIRCUIT	COUNTY		ABUSE & NEGLECT	DELIN- QUENT	OTHER **	TOTAL JUVENILE	TOTAL * ALL CASES	JUVENILE AS % OF ALL CASES
1st	ALEXANDER	New Filed	6	2	9	17	7,329	0.2	1st Circuit	CIRCUIT TOTAL	New Filed	208	298	61	567	84,512	0.7
		Reinstated	0	0	0	0	0	0.0			Reinstated	0	0	0	0	72	0.0
		Disposed Of	0	0	0	0	6,289	0.0			Disposed Of	184	209	60	453	78,846	0.6
		End Pending	42	101	81	224	14,397	1.6			End Pending	711	540	264	1,515	106,244	1.4
1st	JACKSON	New Filed	27	90	6	123	15,073	0.8	2nd	CRAWFORD	New Filed	26	38	0	64	2,955	2.2
		Reinstated	0	0	0	0	5	0.0			Reinstated	0	0	0	0	3	0.0
		Disposed Of	20	76	3	99	14,864	0.7			Disposed Of	14	36	0	50	2,878	1.7
		End Pending	57	27	9	93	4,333	2.1			End Pending	77	158	2	237	2,748	8.6
1st	JOHNSON	New Filed	3	19	0	22	3,550	0.6	2nd	EDWARDS	New Filed	2	12	0	14	1,102	1.3
		Reinstated	0	0	0	0	2	0.0			Reinstated	0	0	0	0	0	0.0
		Disposed Of	5	17	0	22	3,622	0.6			Disposed Of	10	11	0	21	1,133	1.9
		End Pending	8	3	0	11	8,286	0.1			End Pending	3	8	0	11	584	1.9
1st	MASSAC	New Filed	13	32	6	51	6,091	0.8	2nd	FRANKLIN	New Filed	65	79	4	148	7,637	1.9
		Reinstated	0	0	0	0	2	0.0			Reinstated	0	0	0	0	0	0.0
		Disposed Of	9	37	6	52	5,762	0.9			Disposed Of	48	66	8	122	7,489	1.6
		End Pending	49	38	10	97	4,692	2.1			End Pending	160	144	20	324	8,938	3.6
1st	POPE	New Filed	1	4	0	5	952	0.5	2nd	GALLATIN	New Filed	2	8	0	10	1,447	0.7
		Reinstated	0	0	0	0	1	0.0			Reinstated	0	0	0	0	0	0.0
		Disposed Of	0	5	0	5	898	0.6			Disposed Of	2	8	0	10	1,497	0.7
		End Pending	1	0	0	1	500	0.2			End Pending	15	12	0	27	964	2.8
1st	PULASKI	New Filed	5	22	0	27	24,941	0.1	2nd	HAMILTON	New Filed	9	17	0	26	1,244	2.1
		Reinstated	0	0	0	0	0	0.0			Reinstated	0	0	0	0	6	0.0
		Disposed Of	2	5	0	7	21,204	0.0			Disposed Of	4	2	0	6	1,235	0.5
		End Pending	99	140	55	294	55,559	0.5			End Pending	27	27	0	54	823	6.6
1st	SALINE	New Filed	54	83	9	146	4,839	3.0	2nd	HARDIN	New Filed	1	9	0	10	851	1.2
		Reinstated	0	0	0	0	29	0.0			Reinstated	0	0	0	0	0	0.0
		Disposed Of	67	50	10	127	4,873	2.6			Disposed Of	2	2	0	4	867	0.5
		End Pending	224	75	31	330	3,974	8.3			End Pending	8	15	0	23	1,611	1.4
1st	UNION	New Filed	28	25	2	55	5,079	1.1	2nd	JEFFERSON	New Filed	115	69	25	209	11,271	1.9
		Reinstated	0	0	0	0	2	0.0			Reinstated	0	0	0	0	8	0.0
		Disposed Of	17	0	3	20	5,036	0.4			Disposed Of	64	40	10	114	10,952	1.0
		End Pending	76	145	43	264	5,516	4.8			End Pending	282	174	97	553	11,279	4.9
1st	WILLIAMSON	New Filed	71	21	29	121	16,658	0.7	2nd	LAWRENCE	New Filed	17	10	0	27	1,983	1.4
		Reinstated	0	0	0	0	31	0.0			Reinstated	0	0	0	0	0	0.0
		Disposed Of	64	19	38	121	16,298	0.7			Disposed Of	7	16	0	23	2,238	1.0
		End Pending	155	11	35	201	8,987	2.2			End Pending	94	16	1	111	2,687	4.1

* TOTAL OF ALL CASES IN ALL CATEGORIES: CIVIL; CRIMINAL; TRAFFIC, CONSERVATION, AND ORDINANCE; AND JUVENILE.

** INCLUDES ADDICTED MINORS, MINORS REQUIRING AUTHORITATIVE INTERVENTION, AND TRUANTS.

**JUVENILE CASELOAD STATISTICS BY COUNTY
CIRCUIT COURTS OF ILLINOIS
CALENDAR YEAR 2013**

CIRCUIT	COUNTY		ABUSE & NEGLECT	DELIN- QUENT	OTHER **	TOTAL JUVENILE	TOTAL * ALL CASES	JUVENILE AS % OF ALL CASES	CIRCUIT	COUNTY		ABUSE & NEGLECT	DELIN- QUENT	OTHER **	TOTAL JUVENILE	TOTAL * ALL CASES	JUVENILE AS % OF ALL CASES
2nd	RICHLAND	New Filed	31	60	0	91	3,300	2.8	4th	CLAY	New Filed	1	10	6	17	1,827	0.9
		Reinstated	0	0	0	0	0	0.0			Reinstated	0	0	0	0	0	0.0
		Disposed Of	27	71	0	98	3,115	3.1			Disposed Of	0	6	2	8	1,738	0.5
		End Pending	22	25	0	47	2,025	2.3			End Pending	18	11	10	39	735	5.3
2nd	WABASH	New Filed	14	56	0	70	1,553	4.5	4th	CLINTON	New Filed	12	60	2	74	3,550	2.1
		Reinstated	0	0	0	0	0	0.0			Reinstated	0	0	0	0	1	0.0
		Disposed Of	18	43	0	61	1,446	4.2			Disposed Of	5	49	2	56	4,119	1.4
		End Pending	56	27	2	85	1,729	4.9			End Pending	44	24	4	72	2,438	3.0
2nd	WAYNE	New Filed	25	31	0	56	3,285	1.7	4th	EFFINGHAM	New Filed	25	62	0	87	8,870	1.0
		Reinstated	0	0	0	0	1	0.0			Reinstated	0	0	0	0	49	0.0
		Disposed Of	21	15	0	36	3,053	1.2			Disposed Of	14	121	0	135	9,008	1.5
		End Pending	55	113	0	168	6,141	2.7			End Pending	141	434	4	579	8,995	6.4
2nd	WHITE	New Filed	14	73	0	87	3,953	2.2	4th	FAYETTE	New Filed	29	69	1	99	6,820	1.5
		Reinstated	0	0	0	0	0	0.0			Reinstated	0	0	0	0	1	0.0
		Disposed Of	12	81	0	93	3,677	2.5			Disposed Of	37	72	2	111	8,521	1.3
		End Pending	34	62	0	96	6,484	1.5			End Pending	12	25	1	38	3,377	1.1
2nd Circuit	CIRCUIT TOTAL	New Filed	321	462	29	812	40,581	2.0	4th	JASPER	New Filed	4	20	0	24	1,459	1.6
		Reinstated	0	0	0	0	18	0.0			Reinstated	0	0	0	0	0	0.0
		Disposed Of	229	391	18	638	39,580	1.6			Disposed Of	6	20	0	26	1,448	1.8
		End Pending	833	781	122	1,736	46,013	3.8			End Pending	10	4	0	14	764	1.8
3rd	BOND	New Filed	8	39	0	47	12,154	0.4	4th	MARION	New Filed	59	89	6	154	8,474	1.8
		Reinstated	0	0	0	0	0	0.0			Reinstated	0	0	0	0	6	0.0
		Disposed Of	2	1	0	3	11,072	0.0			Disposed Of	48	57	4	109	8,333	1.3
		End Pending	110	363	68	541	9,014	6.0			End Pending	110	49	16	175	5,885	3.0
3rd	MADISON	New Filed	189	322	10	521	75,135	0.7	4th	MONTGOMERY	New Filed	27	68	0	95	7,913	1.2
		Reinstated	0	0	0	0	611	0.0			Reinstated	0	0	0	0	0	0.0
		Disposed Of	145	407	3	555	77,639	0.7			Disposed Of	1	28	1	30	7,667	0.4
		End Pending	128	129	15	272	49,108	0.6			End Pending	79	120	0	199	6,307	3.2
3rd Circuit	CIRCUIT TOTAL	New Filed	197	361	10	568	87,289	0.7	4th	SHELBY	New Filed	14	51	0	65	2,887	2.3
		Reinstated	0	0	0	0	611	0.0			Reinstated	0	0	0	0	0	0.0
		Disposed Of	147	408	3	558	88,711	0.6			Disposed Of	14	50	0	64	2,827	2.3
		End Pending	238	492	83	813	58,122	1.4			End Pending	34	20	0	54	2,362	2.3
4th	CHRISTIAN	New Filed	22	137	7	166	6,369	2.6	4th Circuit	CIRCUIT TOTAL	New Filed	193	566	22	781	48,169	1.6
		Reinstated	0	0	0	0	10	0.0			Reinstated	0	0	0	0	67	0.0
		Disposed Of	50	115	5	170	6,494	2.6			Disposed Of	175	518	16	709	50,155	1.4
		End Pending	23	57	6	86	4,225	2.0			End Pending	471	744	41	1,256	35,088	3.6

* TOTAL OF ALL CASES IN ALL CATEGORIES: CIVIL; CRIMINAL; TRAFFIC, CONSERVATION, AND ORDINANCE; AND JUVENILE.

** INCLUDES ADDICTED MINORS, MINORS REQUIRING AUTHORITATIVE INTERVENTION, AND TRUANTS.

**JUVENILE CASELOAD STATISTICS BY COUNTY
CIRCUIT COURTS OF ILLINOIS
CALENDAR YEAR 2013**

CIRCUIT	COUNTY		ABUSE & NEGLECT	DELIN- QUENT	OTHER **	TOTAL JUVENILE	TOTAL * ALL CASES	JUVENILE AS % OF ALL CASES	CIRCUIT	COUNTY		ABUSE & NEGLECT	DELIN- QUENT	OTHER **	TOTAL JUVENILE	TOTAL * ALL CASES	JUVENILE AS % OF ALL CASES	
5th	CLARK	New Filed	1	24	0	25	2,559	1.0	6th	MACON	New Filed	200	348	0	548	30,495	1.8	
		Reinstated	0	0	0	0	0	2			0.0	Reinstated	0	0	0	0	2	0.0
		Disposed Of	0	8	0	8	2,386	0.3			Disposed Of	126	232	3	361	29,972	1.2	
		End Pending	27	65	0	92	3,743	2.5			End Pending	468	491	2	961	22,230	4.3	
5th	COLES	New Filed	32	81	5	118	11,592	1.0	6th	MOULTRIE	New Filed	8	28	0	36	2,508	1.4	
		Reinstated	0	0	0	0	0	9			22.2	Reinstated	0	2	0	2	9	22.2
		Disposed Of	6	77	1	84	11,200	0.8			Disposed Of	3	40	0	43	2,492	1.7	
		End Pending	80	117	9	206	14,050	1.5			End Pending	10	32	0	42	795	5.3	
5th	CUMBERLAND	New Filed	5	15	1	21	2,346	0.9	6th	PIATT	New Filed	7	23	0	30	2,993	1.0	
		Reinstated	0	0	0	0	0	0			0.0	Reinstated	0	0	0	0	0	0.0
		Disposed Of	0	2	1	3	2,147	0.1			Disposed Of	5	22	0	27	3,047	0.9	
		End Pending	42	86	14	142	4,493	3.2			End Pending	13	3	1	17	2,323	0.7	
5th	EDGAR	New Filed	14	69	0	83	2,839	2.9	6th Circuit	CIRCUIT TOTAL	New Filed	295	705	9	1,009	73,732	1.4	
		Reinstated	0	0	0	0	0	29			7.8	Reinstated	2	27	0	29	372	7.8
		Disposed Of	4	45	0	49	2,624	1.9			Disposed Of	190	596	10	796	72,703	1.1	
		End Pending	11	50	0	61	2,810	2.2			End Pending	988	1,082	118	2,188	68,295	3.2	
5th	VERMILION	New Filed	154	150	14	318	8,861	3.6	7th	GREENE	New Filed	6	2	1	9	1,982	0.5	
		Reinstated	0	0	0	0	0	15			0.0	Reinstated	0	0	0	0	15	0.0
		Disposed Of	0	0	0	0	6,982	0.0			Disposed Of	9	5	0	14	1,944	0.7	
		End Pending	647	970	153	1,770	23,473	7.5			End Pending	9	3	1	13	873	1.5	
5th Circuit	CIRCUIT TOTAL	New Filed	206	339	20	565	28,197	2.0	7th	JERSEY	New Filed	11	47	3	61	4,306	1.4	
		Reinstated	0	0	0	0	0	0			0.0	Reinstated	0	0	0	0	0	0.0
		Disposed Of	10	132	2	144	25,339	0.6			Disposed Of	16	49	5	70	4,491	1.6	
		End Pending	807	1,288	176	2,271	48,569	4.7			End Pending	21	33	2	56	2,256	2.5	
6th	CHAMPAIGN	New Filed	73	240	8	321	31,341	1.0	7th	MACOUPIN	New Filed	29	38	2	69	7,155	1.0	
		Reinstated	2	24	0	26	356	7.3			Reinstated	0	0	0	0	1	0.0	
		Disposed Of	51	278	5	334	31,470	1.1			Disposed Of	40	59	1	100	6,883	1.5	
		End Pending	485	455	105	1,045	35,981	2.9			End Pending	133	157	68	358	9,599	3.7	
6th	DEWITT	New Filed	2	49	1	52	2,980	1.7	7th	MORGAN	New Filed	44	9	20	73	6,308	1.2	
		Reinstated	0	0	0	0	0	5			0.0	Reinstated	0	0	0	0	5	0.0
		Disposed Of	0	4	0	4	2,370	0.2			Disposed Of	50	7	20	77	6,262	1.2	
		End Pending	9	94	10	113	2,995	3.8			End Pending	12	4	0	16	2,397	0.7	
6th	DOUGLAS	New Filed	5	17	0	22	3,415	0.6	7th	SANGAMON	New Filed	193	142	26	361	58,155	0.6	
		Reinstated	0	1	0	1	5	20.0			Reinstated	0	0	0	0	46	0.0	
		Disposed Of	5	20	2	27	3,352	0.8			Disposed Of	568	380	16	964	58,208	1.7	
		End Pending	3	7	0	10	3,971	0.3			End Pending	1,001	288	100	1,389	76,567	1.8	

* TOTAL OF ALL CASES IN ALL CATEGORIES: CIVIL; CRIMINAL; TRAFFIC, CONSERVATION, AND ORDINANCE; AND JUVENILE.

** INCLUDES ADDICTED MINORS, MINORS REQUIRING AUTHORITATIVE INTERVENTION, AND TRUANTS.

**JUVENILE CASELOAD STATISTICS BY COUNTY
CIRCUIT COURTS OF ILLINOIS
CALENDAR YEAR 2013**

CIRCUIT	COUNTY		ABUSE & NEGLECT	DELIN- QUENT	OTHER **	TOTAL JUVENILE	TOTAL * ALL CASES	JUVENILE AS % OF ALL CASES	CIRCUIT	COUNTY		ABUSE & NEGLECT	DELIN- QUENT	OTHER **	TOTAL JUVENILE	TOTAL * ALL CASES	JUVENILE AS % OF ALL CASES
7th	SCOTT	New Filed	0	12	0	12	1,042	1.2	8th	SCHUYLER	New Filed	0	18	1	19	2,220	0.9
		Reinstated	0	0	0	0	5	0.0			Reinstated	0	0	0	0	3	0.0
		Disposed Of	1	0	0	1	889	0.1			Disposed Of	3	20	0	23	2,303	1.0
		End Pending	10	45	0	55	920	6.0			End Pending	11	0	1	12	966	1.2
7th Circuit	CIRCUIT TOTAL	New Filed	283	250	52	585	78,948	0.7	8th Circuit	CIRCUIT TOTAL	New Filed	93	276	9	378	31,808	1.2
		Reinstated	0	0	0	0	72	0.0			Reinstated	0	0	0	0	20	0.0
		Disposed Of	684	500	42	1,226	78,677	1.6			Disposed Of	95	209	2	306	30,982	1.0
		End Pending	1,186	530	171	1,887	92,612	2.0			End Pending	305	398	32	735	20,139	3.6
8th	ADAMS	New Filed	57	102	6	165	14,745	1.1	9th	FULTON	New Filed	20	74	2	96	6,184	1.6
		Reinstated	0	0	0	0	5	0.0			Reinstated	0	0	0	0	7	0.0
		Disposed Of	58	84	0	142	14,385	1.0			Disposed Of	23	77	0	100	6,366	1.6
		End Pending	154	135	17	306	8,225	3.7			End Pending	73	91	3	167	2,958	5.6
8th	BROWN	New Filed	0	6	0	6	1,548	0.4	9th	HANCOCK	New Filed	2	15	8	25	1,870	1.3
		Reinstated	0	0	0	0	0	0.0			Reinstated	0	0	0	0	0	0.0
		Disposed Of	0	6	0	6	1,503	0.4			Disposed Of	2	21	8	31	1,772	1.7
		End Pending	1	4	0	5	651	0.8			End Pending	1	0	0	1	1,207	0.1
8th	CALHOUN	New Filed	5	1	0	6	704	0.9	9th	HENDERSON	New Filed	2	4	0	6	1,976	0.3
		Reinstated	0	0	0	0	0	0.0			Reinstated	0	0	0	0	0	0.0
		Disposed Of	8	2	0	10	644	1.6			Disposed Of	1	5	0	6	2,064	0.3
		End Pending	4	1	0	5	462	1.1			End Pending	2	1	1	4	931	0.4
8th	CASS	New Filed	10	45	1	56	2,155	2.6	9th	KNOX	New Filed	26	141	0	167	10,966	1.5
		Reinstated	0	0	0	0	5	0.0			Reinstated	0	0	0	0	0	0.0
		Disposed Of	16	47	2	65	2,206	2.9			Disposed Of	16	139	0	155	10,753	1.4
		End Pending	27	8	0	35	1,141	3.1			End Pending	65	37	0	102	6,559	1.6
8th	MASON	New Filed	12	43	0	55	3,267	1.7	9th	MCDONOUGH	New Filed	30	28	1	59	6,945	0.8
		Reinstated	0	0	0	0	3	0.0			Reinstated	0	0	0	0	0	0.0
		Disposed Of	5	41	0	46	3,155	1.5			Disposed Of	21	50	1	72	6,738	1.1
		End Pending	53	22	0	75	3,136	2.4			End Pending	81	57	9	147	7,390	2.0
8th	MENARD	New Filed	5	3	0	8	1,158	0.7	9th	WARREN	New Filed	5	30	0	35	4,022	0.9
		Reinstated	0	0	0	0	4	0.0			Reinstated	0	0	0	0	0	0.0
		Disposed Of	5	9	0	14	1,178	1.2			Disposed Of	7	34	0	41	4,398	0.9
		End Pending	18	0	0	18	725	2.5			End Pending	15	4	0	19	1,429	1.3
8th	PIKE	New Filed	4	58	1	63	6,011	1.0	9th Circuit	CIRCUIT TOTAL	New Filed	85	292	11	388	31,963	1.2
		Reinstated	0	0	0	0	0	0.0			Reinstated	0	0	0	0	7	0.0
		Disposed Of	0	0	0	0	5,608	0.0			Disposed Of	70	326	9	405	32,091	1.3
		End Pending	37	228	14	279	4,833	5.8			End Pending	237	190	13	440	20,474	2.1

* TOTAL OF ALL CASES IN ALL CATEGORIES: CIVIL; CRIMINAL; TRAFFIC, CONSERVATION, AND ORDINANCE; AND JUVENILE.

** INCLUDES ADDICTED MINORS, MINORS REQUIRING AUTHORITATIVE INTERVENTION, AND TRUANTS.

**JUVENILE CASELOAD STATISTICS BY COUNTY
CIRCUIT COURTS OF ILLINOIS
CALENDAR YEAR 2013**

CIRCUIT	COUNTY		ABUSE & NEGLECT	DELIN- QUENT	OTHER **	TOTAL JUVENILE	TOTAL * ALL CASES	JUVENILE AS % OF ALL CASES	CIRCUIT	COUNTY		ABUSE & NEGLECT	DELIN- QUENT	OTHER **	TOTAL JUVENILE	TOTAL * ALL CASES	JUVENILE AS % OF ALL CASES
10th	MARSHALL	New Filed	4	17	2	23	1,795	1.3	11th	MCLEAN	New Filed	100	220	0	320	45,848	0.7
		Reinstated	0	0	0	0	0	0.0			Reinstated	3	5	0	8	807	1.0
		Disposed Of	2	4	0	6	1,793	0.3			Disposed Of	138	174	0	312	45,208	0.7
		End Pending	8	172	15	195	1,543	12.6			End Pending	289	317	2	608	19,982	3.0
10th	PEORIA	New Filed	324	468	14	806	44,611	1.8	11th	WOODFORD	New Filed	17	43	0	60	4,780	1.3
		Reinstated	0	0	0	0	0	0.0			Reinstated	0	0	0	0	0	0.0
		Disposed Of	235	467	5	707	42,878	1.6			Disposed Of	2	1	0	3	4,853	0.1
		End Pending	1,098	293	28	1,419	30,248	4.7			End Pending	77	416	0	493	6,126	8.0
10th	PUTNAM	New Filed	1	7	0	8	920	0.9	11th Circuit	CIRCUIT	New Filed	172	460	0	632	68,518	0.9
		Reinstated	0	0	0	0	5	0.0		TOTAL	Reinstated	3	5	0	8	840	1.0
		Disposed Of	1	4	0	5	918	0.5			Disposed Of	201	341	3	545	68,982	0.8
		End Pending	4	3	1	8	376	2.1			End Pending	583	1,021	16	1,620	43,954	3.7
10th	STARK	New Filed	0	13	0	13	1,160	1.1	12th	WILL	New Filed	164	527	5	696	150,905	0.5
		Reinstated	0	0	0	0	1	0.0			Reinstated	8	3	1	12	4,143	0.3
		Disposed Of	9	15	0	24	1,212	2.0			Disposed Of	201	573	8	782	159,531	0.5
		End Pending	4	29	2	35	460	7.6			End Pending	436	442	9	887	87,929	1.0
10th	TAZEWELL	New Filed	75	183	1	259	32,438	0.8	12th Circuit	CIRCUIT	New Filed	164	527	5	696	150,905	0.5
		Reinstated	0	0	0	0	142	0.0		TOTAL	Reinstated	8	3	1	12	4,143	0.3
		Disposed Of	102	227	4	333	32,245	1.0			Disposed Of	201	573	8	782	159,531	0.5
		End Pending	249	104	12	365	13,020	2.8			End Pending	436	442	9	887	87,929	1.0
10th Circuit	CIRCUIT	New Filed	404	688	17	1,109	80,924	1.4	13th	BUREAU	New Filed	7	36	0	43	4,945	0.9
	TOTAL	Reinstated	0	0	0	0	148	0.0			Reinstated	0	0	0	0	2	0.0
		Disposed Of	349	717	9	1,075	79,046	1.4			Disposed Of	5	40	0	45	4,865	0.9
		End Pending	1,363	601	58	2,022	45,647	4.4			End Pending	49	77	7	133	5,391	2.5
11th	FORD	New Filed	11	21	0	32	1,931	1.7	13th	GRUNDY	New Filed	7	57	0	64	12,805	0.5
		Reinstated	0	0	0	0	9	0.0			Reinstated	0	0	0	0	70	0.0
		Disposed Of	8	19	0	27	1,838	1.5			Disposed Of	6	92	0	98	13,322	0.7
		End Pending	31	52	0	83	3,711	2.2			End Pending	23	186	0	209	3,751	5.6
11th	LIVINGSTON	New Filed	15	107	0	122	7,474	1.6	13th	LASALLE	New Filed	38	231	20	289	23,793	1.2
		Reinstated	0	0	0	0	21	0.0			Reinstated	0	0	0	0	824	0.0
		Disposed Of	23	121	3	147	9,022	1.6			Disposed Of	47	237	20	304	26,865	1.1
		End Pending	49	49	9	107	6,546	1.6			End Pending	10	65	3	78	10,657	0.7
11th	LOGAN	New Filed	29	69	0	98	8,485	1.2	13th Circuit	CIRCUIT	New Filed	52	324	20	396	41,543	1.0
		Reinstated	0	0	0	0	3	0.0		TOTAL	Reinstated	0	0	0	0	896	0.0
		Disposed Of	30	26	0	56	8,061	0.7			Disposed Of	58	369	20	447	45,052	1.0
		End Pending	137	187	5	329	7,589	4.3			End Pending	82	328	10	420	19,799	2.1

* TOTAL OF ALL CASES IN ALL CATEGORIES: CIVIL; CRIMINAL; TRAFFIC, CONSERVATION, AND ORDINANCE; AND JUVENILE.

** INCLUDES ADDICTED MINORS, MINORS REQUIRING AUTHORITATIVE INTERVENTION, AND TRUANTS.

**JUVENILE CASELOAD STATISTICS BY COUNTY
CIRCUIT COURTS OF ILLINOIS
CALENDAR YEAR 2013**

CIRCUIT	COUNTY		ABUSE & NEGLECT	DELIN- QUENT	OTHER **	TOTAL JUVENILE	TOTAL * ALL CASES	JUVENILE AS % OF ALL CASES	CIRCUIT	COUNTY		ABUSE & NEGLECT	DELIN- QUENT	OTHER **	TOTAL JUVENILE	TOTAL * ALL CASES	JUVENILE AS % OF ALL CASES
14th	HENRY	New Filed	30	38	5	73	9,695	0.8	15th	STEPHENSON	New Filed	25	92	3	120	9,639	1.2
		Reinstated	0	0	0	0	3	0.0			Reinstated	0	0	0	0	0	0.0
		Disposed Of	43	30	8	81	9,813	0.8			Disposed Of	24	110	6	140	9,863	1.4
		End Pending	81	169	35	285	8,891	3.2			End Pending	93	198	7	298	5,290	5.6
14th	MERCER	New Filed	3	27	0	30	2,288	1.3	15th Circuit	CIRCUIT TOTAL	New Filed	77	282	27	386	42,445	0.9
		Reinstated	0	0	0	0	0	0.0			Reinstated	0	1	0	1	17	5.9
		Disposed Of	3	21	0	24	2,202	1.1			Disposed Of	74	279	19	372	42,541	0.9
		End Pending	29	51	6	86	1,987	4.3			End Pending	226	473	62	761	24,079	3.2
14th	ROCK ISLAND	New Filed	79	129	1	209	31,524	0.7	16th	KANE	New Filed	126	587	17	730	109,434	0.7
		Reinstated	0	0	0	0	13	0.0			Reinstated	0	7	0	7	939	0.7
		Disposed Of	108	62	1	171	31,099	0.5			Disposed Of	90	775	13	878	110,278	0.8
		End Pending	579	485	10	1,074	35,224	3.0			End Pending	72	291	22	385	57,090	0.7
14th	WHITESIDE	New Filed	20	95	9	124	12,055	1.0	16th Circuit	CIRCUIT TOTAL	New Filed	126	587	17	730	109,434	0.7
		Reinstated	0	0	0	0	19	0.0			Reinstated	0	7	0	7	939	0.7
		Disposed Of	32	90	6	128	12,145	1.1			Disposed Of	90	775	13	878	110,278	0.8
		End Pending	117	40	4	161	8,763	1.8			End Pending	72	291	22	385	57,090	0.7
14th Circuit	CIRCUIT TOTAL	New Filed	132	289	15	436	55,562	0.8	17th	BOONE	New Filed	25	105	9	139	16,039	0.9
		Reinstated	0	0	0	0	35	0.0			Reinstated	0	0	0	0	12	0.0
		Disposed Of	186	203	15	404	55,259	0.7			Disposed Of	14	122	8	144	15,628	0.9
		End Pending	806	745	55	1,606	54,865	2.9			End Pending	51	111	1	163	15,236	1.1
15th	CARROLL	New Filed	3	16	1	20	3,077	0.6	17th	WINNEBAGO TOTAL	New Filed	593	383	33	1,009	76,976	1.3
		Reinstated	0	0	0	0	2	0.0			Reinstated	1	0	0	1	132	0.8
		Disposed Of	10	17	1	28	2,786	1.0			Disposed Of	484	398	145	1,027	73,155	1.4
		End Pending	19	5	0	24	1,728	1.4			End Pending	1,465	1,603	404	3,472	79,862	4.3
15th	JO DAVIESS	New Filed	3	10	0	13	4,532	0.3	17th Circuit	CIRCUIT TOTAL	New Filed	618	488	42	1,148	93,015	1.2
		Reinstated	0	0	0	0	0	0.0			Reinstated	1	0	0	1	144	0.7
		Disposed Of	8	7	0	15	4,512	0.3			Disposed Of	498	520	153	1,171	88,783	1.3
		End Pending	9	4	0	13	2,156	0.6			End Pending	1,516	1,714	405	3,635	95,098	3.8
15th	LEE	New Filed	14	82	9	105	9,375	1.1	18th	DUPAGE	New Filed	100	698	12	810	232,808	0.3
		Reinstated	0	1	0	1	14	7.1			Reinstated	3	49	1	53	12,395	0.4
		Disposed Of	12	89	4	105	9,233	1.1			Disposed Of	115	830	31	976	249,756	0.4
		End Pending	44	51	12	107	4,438	2.4			End Pending	229	589	13	831	60,141	1.4
15th	OGLE	New Filed	32	82	14	128	15,822	0.8	18th Circuit	CIRCUIT TOTAL	New Filed	100	698	12	810	232,808	0.3
		Reinstated	0	0	0	0	1	0.0			Reinstated	3	49	1	53	12,395	0.4
		Disposed Of	20	56	8	84	16,147	0.5			Disposed Of	115	830	31	976	249,756	0.4
		End Pending	61	215	43	319	10,467	3.0			End Pending	229	589	13	831	60,141	1.4

* TOTAL OF ALL CASES IN ALL CATEGORIES: CIVIL; CRIMINAL; TRAFFIC, CONSERVATION, AND ORDINANCE; AND JUVENILE.

** INCLUDES ADDICTED MINORS, MINORS REQUIRING AUTHORITATIVE INTERVENTION, AND TRUANTS.

**JUVENILE CASELOAD STATISTICS BY COUNTY
CIRCUIT COURTS OF ILLINOIS
CALENDAR YEAR 2013**

CIRCUIT	COUNTY		ABUSE & NEGLECT	DELIN- QUENT	OTHER **	TOTAL JUVENILE	TOTAL * ALL CASES	JUVENILE AS % OF ALL CASES	CIRCUIT	COUNTY		ABUSE & NEGLECT	DELIN- QUENT	OTHER **	TOTAL JUVENILE	TOTAL * ALL CASES	JUVENILE AS % OF ALL CASES
19th	LAKE	New Filed	183	827	29	1,039	178,926	0.6	21st	KANKAKEE	New Filed	49	195	3	247	26,551	0.9
		Reinstated	11	74	1	86	7,005	1.2			Reinstated	0	0	0	0	0	0.0
		Disposed Of	223	919	22	1,164	190,925	0.6			Disposed Of	44	201	71	316	24,749	1.3
		End Pending	487	842	22	1,351	45,059	3.0			End Pending	161	437	10	608	44,573	1.4
19th Circuit	CIRCUIT TOTAL	New Filed	183	827	29	1,039	178,926	0.6	21st Circuit	CIRCUIT TOTAL	New Filed	59	246	3	308	33,823	0.9
		Reinstated	11	74	1	86	7,005	1.2			Reinstated	0	0	0	0	1	0.0
		Disposed Of	223	919	22	1,164	190,925	0.6			Disposed Of	47	254	71	372	31,484	1.2
		End Pending	487	842	22	1,351	45,059	3.0			End Pending	179	471	21	671	56,337	1.2
20th	MONROE	New Filed	2	60	0	62	4,850	1.3	22nd	MCHENRY	New Filed	55	227	15	297	72,312	0.4
		Reinstated	0	0	0	0	0	0.0			Reinstated	3	3	0	6	2,546	0.2
		Disposed Of	5	75	0	80	4,884	1.6			Disposed Of	71	220	12	303	76,393	0.4
		End Pending	12	37	1	50	4,220	1.2			End Pending	174	293	7	474	19,328	2.5
20th	PERRY	New Filed	13	45	5	63	3,215	2.0	22nd Circuit	CIRCUIT TOTAL	New Filed	55	227	15	297	72,312	0.4
		Reinstated	0	0	0	0	0	0.0			Reinstated	3	3	0	6	2,546	0.2
		Disposed Of	8	41	1	50	3,085	1.6			Disposed Of	71	220	12	303	76,393	0.4
		End Pending	40	22	7	69	2,689	2.6			End Pending	174	293	7	474	19,328	2.5
20th	RANDOLPH	New Filed	11	56	0	67	5,181	1.3	23rd	DEKALB	New Filed	51	264	11	326	24,839	1.3
		Reinstated	0	0	0	0	4	0.0			Reinstated	0	0	0	0	1,028	0.0
		Disposed Of	14	37	0	51	5,191	1.0			Disposed Of	56	204	11	271	25,824	1.0
		End Pending	33	63	2	98	3,128	3.1			End Pending	114	196	30	340	13,559	2.5
20th	ST. CLAIR	New Filed	128	356	3	487	88,146	0.6	23rd	KENDALL	New Filed	18	256	7	281	17,798	1.6
		Reinstated	0	0	0	0	301	0.0			Reinstated	0	1	0	1	560	0.2
		Disposed Of	144	401	6	551	84,995	0.6			Disposed Of	20	261	2	283	19,383	1.5
		End Pending	59	137	7	203	86,624	0.2			End Pending	51	421	7	479	9,408	5.1
20th	WASHINGTON	New Filed	5	17	1	23	3,535	0.7	23rd Circuit	CIRCUIT TOTAL	New Filed	69	520	18	607	42,637	1.4
		Reinstated	0	0	0	0	0	0.0			Reinstated	0	1	0	1	1,588	0.1
		Disposed Of	7	14	0	21	3,529	0.6			Disposed Of	76	465	13	554	45,207	1.2
		End Pending	20	15	1	36	2,461	1.5			End Pending	165	617	37	819	22,967	3.6
20th Circuit	CIRCUIT TOTAL	New Filed	159	534	9	702	104,927	0.7		DOWNSTATE TOTAL	New Filed	4,251	10,246	452	14,949	1,812,978	0.8
		Reinstated	0	0	0	0	305	0.0			Reinstated	31	170	3	204	32,241	0.6
		Disposed Of	178	568	7	753	101,684	0.7			Disposed Of	4,151	10,322	558	15,031	1,842,005	0.8
		End Pending	164	274	18	456	99,122	0.5			End Pending	12,258	14,746	1,775	28,779	1,226,971	2.3
21st	IROQUOIS	New Filed	10	51	0	61	7,272	0.8	COOK	COOK COUNTY TOTAL	New Filed	1,215	7,129	0	8,344	1,361,166	0.6
		Reinstated	0	0	0	0	1	0.0			Reinstated	0	0	0	0	22,761	0.0
		Disposed Of	3	53	0	56	6,735	0.8			Disposed Of	1,475	7,029	0	8,504	1,322,748	0.6
		End Pending	18	34	11	63	11,764	0.5			End Pending	2,855	23,810	0	26,665	1,069,752	2.5
									STATE TOTAL	New Filed	5,466	17,375	452	23,293	3,174,144	0.7	
										Reinstated	31	170	3	204	55,002	0.4	
										Disposed Of	5,626	17,351	558	23,535	3,164,753	0.7	
										End Pending	15,113	38,556	1,775	55,444	2,296,723	2.4	

* TOTAL OF ALL CASES IN ALL CATEGORIES CIVIL; CRIMINAL; TRAFFIC, CONSERVATION, ORDINANCE; AND JUVENILE

** INCLUDES ADDICTED MINORS, MINORS REQUIRING AUTHORITATIVE INTERVENTION, AND TRUANTS

**AGE OF PENDING CASES BY CASE CATEGORY
DOWNSTATE CIRCUITS
AS OF DECEMBER 31, 2013**

CASE CATEGORY	2013 NO. PENDING & % OF TOTAL PENDING CASES		2012 NO. PENDING & % OF TOTAL PENDING CASES		2011 NO. PENDING & % OF TOTAL PENDING CASES		2010 NO. PENDING & % OF TOTAL PENDING CASES		2009 NO. PENDING & % OF TOTAL PENDING CASES		BEFORE 2009 NO. PENDING & % OF TOTAL PENDING CASES		TOTAL PENDING CASES	% PENDING MORE THAN 12 MONTHS
	NO.	%	NO.	%	NO.	%	NO.	%	NO.	%	NO.	%		
ADOPTION	1,019	39.1	321	12.3	204	7.8	105	4.0	113	4.3	846	32.4	2,608	60.9
ARBITRATION	4,433	69.7	981	15.4	409	6.4	191	3.0	100	1.6	249	3.9	6,363	30.3
CHANCERY	19,372	40.7	11,016	23.1	5,911	12.4	3,993	8.4	2,208	4.6	5,091	10.7	47,591	59.3
DISSOLUTION OF MARRIAGE	15,018	51.2	5,430	18.5	1,811	6.2	1,077	3.7	719	2.5	5,249	17.9	29,304	48.8
EMINENT DOMAIN	443	50.1	161	18.2	74	8.4	51	5.8	32	3.6	123	13.9	884	49.9
FAMILY	13,744	33.2	5,144	12.4	4,269	10.3	2,980	7.2	1,957	4.7	13,285	32.1	41,379	66.8
LAW > \$50,000	10,396	39.3	6,053	22.9	3,387	12.8	1,629	6.2	1,046	4.0	3,917	14.8	26,428	60.7
LAW = < \$50,000	11,017	37.0	3,212	10.8	2,345	7.9	2,120	7.1	1,930	6.5	9,120	30.7	29,744	63.0
MUNICIPAL CORPORATION	21	10.7	5	2.6	8	4.1	7	3.6	11	5.6	144	73.5	196	89.3
MENTAL HEALTH	585	51.0	124	10.8	172	15.0	52	4.5	18	1.6	196	17.1	1,147	49.0
MISCELLANEOUS REMEDY	6,917	32.3	3,914	18.3	1,785	8.3	1,563	7.3	1,355	6.3	5,881	27.5	21,415	67.7
ORDER OF PROTECTION	4,795	39.6	1,693	14.0	1,056	8.7	600	5.0	435	3.6	3,533	29.2	12,112	60.4
PROBATE	13,180	16.3	8,451	10.4	6,173	7.6	4,855	6.0	4,416	5.5	43,819	54.2	80,894	83.7
SMALL CLAIMS	32,126	46.9	7,331	10.7	5,457	8.0	5,120	7.5	3,830	5.6	14,708	21.4	68,572	53.1
TAX	1,738	22.4	656	8.4	446	5.7	606	7.8	428	5.5	3,896	50.1	7,770	77.6
CONTEMPT OF COURT	168	28.0	62	10.3	44	7.3	45	7.5	48	8.0	234	38.9	601	72.0
CRIMINAL FELONY	24,924	58.8	5,774	13.6	2,628	6.2	1,305	3.1	976	2.3	6,804	16.0	42,411	41.2
CRIMINAL MISDEMEANOR	33,845	44.4	8,659	11.4	3,732	4.9	2,661	3.5	2,397	3.1	24,863	32.6	76,157	55.6
JUVENILE	310	17.5	185	10.4	119	6.7	85	4.8	96	5.4	980	55.2	1,775	82.5
JUVENILE ABUSE/NEGLECT	4,282	34.9	2,018	16.5	1,492	12.2	1,128	9.2	817	6.7	2,521	20.6	12,258	65.1
JUVENILE DELINQUENT	5,272	35.8	2,759	18.7	1,573	10.7	1,174	8.0	1,053	7.1	2,915	19.8	14,746	64.2
CONSERVATION VIOLATION	1,448	41.0	197	5.6	134	3.8	125	3.5	125	3.5	1,507	42.6	3,536	59.0
DRIVING UNDER INFLUENCE	16,298	53.2	3,492	11.4	1,347	4.4	906	3.0	850	2.8	7,715	25.2	30,608	46.8
ORDINANCE VIOLATION	13,110	26.6	4,233	8.6	2,532	5.1	1,958	4.0	1,866	3.8	25,578	51.9	49,277	73.4
TRAFFIC CASES	224,253	36.2	43,918	7.1	30,737	5.0	32,096	5.2	23,291	3.8	265,501	42.8	619,796	63.8
TOTALS	458,714	37.4	125,789	10.2	77,845	6.3	66,432	5.4	50,117	4.1	448,675	36.5	1,227,572	62.6

**LAW CASE DISPOSITIONS BY CIRCUIT
CIRCUIT COURTS OF ILLINOIS
CALENDAR YEAR 2013**

Circuit	Total Law Cases Disposed of			Number of Law Jury Cases Terminated By Verdict		
	Law Over \$50,000	Law \$50,000 Or Less	Total	Law Over \$50,000	Law \$50,000 Or Less	Total
1st	480	1,435	1,915	29	3	32
2nd	240	599	839	14	0	14
3rd	1,679	1,143	2,822	11	1	12
4th	216	694	910	14	3	17
5th	120	993	1,113	5	0	5
6th	335	1,923	2,258	15	0	15
7th	596	2,473	3,069	22	7	29
8th	104	417	521	4	2	6
9th	118	640	758	1	0	1
10th	399	2,129	2,528	12	1	13
11th	258	1,378	1,636	21	4	25
12th	1,083	3,745	4,828	33	2	35
13th	334	1,121	1,455	6	2	8
14th	217	1,099	1,316	8	0	8
15th	162	848	1,010	10	0	10
16th	536	2,623	3,159	14	0	14
17th	522	2,306	2,828	16	0	16
18th	1,445	4,031	5,476	25	0	25
19th	1,122	3,115	4,237	34	1	35
20th	872	2,587	3,459	11	1	12
21st	184	905	1,089	2	1	3
22nd	447	1,045	1,492	10	0	10
23rd	240	1,568	1,808	3	1	4
DOWNSTATE TOTAL .	11,709	38,817	50,526	320	29	349
COOK COUNTY	23,175	174,601	197,776	438	272	710
STATE TOTAL	34,884	213,418	248,302	758	301	1,059

**LAW CASE DISPOSITIONS BY COUNTY
CIRCUIT COURTS OF ILLINOIS
CALENDAR YEAR 2013**

CIRCUIT	COUNTY	TOTAL LAW CASES			LAW JURY CASES					
		DISPOSED OF			NO. TERMINATED BY VERDICT			AVERAGE TIME IN MONTHS		
		LAW OVER \$50,000	LAW \$50,000 OR LESS	TOTAL	LAW OVER \$50,000	LAW \$50,000 OR LESS	TOTAL	LAW OVER \$50,000	LAW \$50,000 OR LESS	ALL LAW JURY VERDICTS
1st.....	ALEXANDER	1	17	18	0	0	0	0.0	0.0	0.0
	JACKSON	131	498	629	7	0	7	21.0	0.0	21.0
	JOHNSON	12	28	40	0	0	0	0.0	0.0	0.0
	MASSAC	14	63	77	0	0	0	0.0	0.0	0.0
	POPE	5	8	13	1	0	1	14.0	0.0	14.0
	PULASKI	6	8	14	0	0	0	0.0	0.0	0.0
	SALINE	76	154	230	1	0	1	25.4	0.0	25.4
	UNION	37	52	89	17	1	18	41.9	27.3	41.1
	WILLIAMSON	198	607	805	3	2	5	67.9	41.5	57.3
1st.....	CIRCUIT TOTAL	480	1,435	1,915	29	3	32	38.0	36.8	37.9
2nd.....	CRAWFORD	17	54	71	0	0	0	0.0	0.0	0.0
	EDWARDS	3	5	8	0	0	0	0.0	0.0	0.0
	FRANKLIN	77	156	233	1	0	1	24.7	0.0	24.7
	GALLATIN	8	12	20	0	0	0	0.0	0.0	0.0
	HAMILTON	5	22	27	3	0	3	18.0	0.0	18.0
	HARDIN	2	8	10	1	0	1	21.6	0.0	21.6
	JEFFERSON	74	202	276	5	0	5	42.2	0.0	42.2
	LAWRENCE	11	36	47	0	0	0	0.0	0.0	0.0
	RICHLAND	9	29	38	1	0	1	21.1	0.0	21.1
	WABASH	8	16	24	0	0	0	0.0	0.0	0.0
	WAYNE	10	29	39	2	0	2	24.8	0.0	24.8
	WHITE	16	30	46	1	0	1	26.5	0.0	26.5
2nd.....	CIRCUIT TOTAL	240	599	839	14	0	14	29.2	0.0	29.2
3rd.....	BOND	16	33	49	1	1	2	7.1	9.4	8.2
	MADISON	1,663	1,110	2,773	10	0	10	39.2	0.0	39.2
3rd.....	CIRCUIT TOTAL	1,679	1,143	2,822	11	1	12	36.3	9.4	34.1
4th.....	CHRISTIAN	30	109	139	1	0	1	38.8	0.0	38.8
	CLAY	12	27	39	2	0	2	29.3	0.0	29.3
	CLINTON	27	86	113	1	0	1	14.9	0.0	14.9
	EFFINGHAM	47	88	135	2	1	3	31.5	15.4	26.1
	FAYETTE	17	71	88	7	2	9	16.2	11.8	15.2
	JASPER	2	13	15	0	0	0	0.0	0.0	0.0
	MARION	49	181	230	1	0	1	39.5	0.0	39.5
	MONTGOMERY	16	64	80	0	0	0	0.0	0.0	0.0
	SHELBY	16	55	71	0	0	0	0.0	0.0	0.0
4th.....	CIRCUIT TOTAL	216	694	910	14	3	17	23.4	13.0	21.6
5th.....	CLARK	8	29	37	0	0	0	0.0	0.0	0.0
	COLES	51	299	350	4	0	4	22.3	0.0	22.3
	CUMBERLAND	3	9	12	0	0	0	0.0	0.0	0.0
	EDGAR	11	55	66	0	0	0	0.0	0.0	0.0
	VERMILION	47	601	648	1	0	1	69.5	0.0	69.5
5th.....	CIRCUIT TOTAL	120	993	1,113	5	0	5	31.8	0.0	31.8

**LAW CASE DISPOSITIONS BY COUNTY
CIRCUIT COURTS OF ILLINOIS
CALENDAR YEAR 2013**

CIRCUIT	COUNTY	TOTAL LAW CASES			LAW JURY CASES					
		DISPOSED OF			NO. TERMINATED BY VERDICT			AVERAGE TIME IN MONTHS		
		LAW OVER \$50,000	LAW \$50,000 OR LESS	TOTAL	LAW OVER \$50,000	LAW \$50,000 OR LESS	TOTAL	LAW OVER \$50,000	LAW \$50,000 OR LESS	ALL LAW JURY VERDICTS
6th.....	CHAMPAIGN	146	922	1,068	8	0	8	50.6	0.0	50.6
	DEWITT	1	5	6	0	0	0	0.0	0.0	0.0
	DOUGLAS	10	32	42	0	0	0	0.0	0.0	0.0
	MACON	160	870	1,030	7	0	7	25.8	0.0	25.8
	MOULTRIE	12	52	64	0	0	0	0.0	0.0	0.0
	PIATT	6	42	48	0	0	0	0.0	0.0	0.0
6th.....	CIRCUIT TOTAL	335	1,923	2,258	15	0	15	39.0	0.0	39.0
7th.....	GREENE	11	55	66	0	0	0	0.0	0.0	0.0
	JERSEY	21	56	77	2	0	2	33.8	0.0	33.8
	MACOUPIN	29	159	188	13	4	17	23.7	40.0	27.5
	MORGAN	55	179	234	0	0	0	0.0	0.0	0.0
	SANGAMON	478	2,016	2,494	7	3	10	44.2	34.9	41.4
	SCOTT	2	8	10	0	0	0	0.0	0.0	0.0
7th.....	CIRCUIT TOTAL	596	2,473	3,069	22	7	29	31.2	37.8	32.8
8th.....	ADAMS	61	245	306	1	0	1	20.2	0.0	20.2
	BROWN	3	7	10	1	0	1	21.3	0.0	21.3
	CALHOUN	3	11	14	0	0	0	0.0	0.0	0.0
	CASS	9	46	55	0	0	0	0.0	0.0	0.0
	MASON	6	28	34	0	0	0	0.0	0.0	0.0
	MENARD	8	25	33	0	0	0	0.0	0.0	0.0
	PIKE	9	39	48	2	2	4	18.4	14.0	16.2
	SCHUYLER	5	16	21	0	0	0	0.0	0.0	0.0
8th.....	CIRCUIT TOTAL	104	417	521	4	2	6	19.6	14.0	17.7
9th.....	FULTON	32	146	178	0	0	0	0.0	0.0	0.0
	HANCOCK	2	25	27	0	0	0	0.0	0.0	0.0
	HENDERSON	5	11	16	0	0	0	0.0	0.0	0.0
	KNOX	53	289	342	0	0	0	0.0	0.0	0.0
	MCDONOUGH	16	108	124	1	0	1	27.7	0.0	27.7
	WARREN	10	61	71	0	0	0	0.0	0.0	0.0
9th.....	CIRCUIT TOTAL	118	640	758	1	0	1	27.7	0.0	27.7
10th....	MARSHALL	12	29	41	0	0	0	0.0	0.0	0.0
	PEORIA	248	1,521	1,769	6	0	6	38.1	0.0	38.1
	PUTNAM	3	15	18	0	0	0	0.0	0.0	0.0
	STARK	5	19	24	0	0	0	0.0	0.0	0.0
	TAZEWELL	131	545	676	6	1	7	50.6	9.4	44.7
10th....	CIRCUIT TOTAL	399	2,129	2,528	12	1	13	44.3	9.4	41.6
11th....	FORD	14	25	39	7	0	7	36.4	0.0	36.4
	LIVINGSTON	43	175	218	0	1	1	0.0	29.4	29.4
	LOGAN	24	106	130	6	1	7	37.0	29.6	35.9
	MCLEAN	163	1,003	1,166	4	0	4	52.6	0.0	52.6
	WOODFORD	14	69	83	4	2	6	27.2	30.2	28.2
11th....	CIRCUIT TOTAL	258	1,378	1,636	21	4	25	37.9	29.9	36.6

**LAW CASE DISPOSITIONS BY COUNTY
CIRCUIT COURTS OF ILLINOIS
CALENDAR YEAR 2013**

CIRCUIT	COUNTY	TOTAL LAW CASES			LAW JURY CASES					
		DISPOSED OF			NO. TERMINATED BY VERDICT			AVERAGE TIME IN MONTHS		
		LAW OVER \$50,000	LAW \$50,000 OR LESS	TOTAL	LAW OVER \$50,000	LAW \$50,000 OR LESS	TOTAL	LAW OVER \$50,000	LAW \$50,000 OR LESS	ALL LAW JURY VERDICTS
12th....	WILL	1,083	3,745	4,828	33	2	35	38.6	21.7	37.6
12th....	CIRCUIT TOTAL	1,083	3,745	4,828	33	2	35	38.6	21.7	37.6
13th....	BUREAU	40	100	140	1	0	1	53.1	0.0	53.1
	GRUNDY	57	282	339	1	1	2	54.1	12.8	33.5
	LASALLE	237	739	976	4	1	5	28.3	29.3	28.5
13th....	CIRCUIT TOTAL	334	1,121	1,455	6	2	8	36.7	21.1	32.8
14th....	HENRY	20	180	200	0	0	0	0.0	0.0	0.0
	MERCER	6	22	28	0	0	0	0.0	0.0	0.0
	ROCK ISLAND	136	694	830	3	0	3	40.2	0.0	40.2
	WHITESIDE	55	203	258	5	0	5	47.7	0.0	47.7
14th....	CIRCUIT TOTAL	217	1,099	1,316	8	0	8	44.9	0.0	44.9
15th....	CARROLL	7	51	58	0	0	0	0.0	0.0	0.0
	JO DAVIESS	29	48	77	2	0	2	70.7	0.0	70.7
	LEE	44	145	189	1	0	1	29.0	0.0	29.0
	OGLE	42	201	243	5	0	5	47.2	0.0	47.2
	STEPHENSON	40	403	443	2	0	2	46.8	0.0	46.8
15th....	CIRCUIT TOTAL	162	848	1,010	10	0	10	50.0	0.0	50.0
16th....	KANE	536	2,623	3,159	14	0	14	46.8	0.0	46.8
	CIRCUIT TOTAL	536	2,623	3,159	14	0	14	46.8	0.0	46.8
17th....	BOONE	45	139	184	1	0	1	22.4	0.0	22.4
	WINNEBAGO	477	2,167	2,644	15	0	15	49.9	0.0	49.9
17th....	CIRCUIT TOTAL	522	2,306	2,828	16	0	16	48.2	0.0	48.2
18th....	DU PAGE	1,445	4,031	5,476	25	0	25	40.4	0.0	40.4
18th....	CIRCUIT TOTAL	1,445	4,031	5,476	25	0	25	40.4	0.0	40.4
19th....	LAKE	1,122	3,115	4,237	34	1	35	27.0	3.4	26.3
19th....	CIRCUIT TOTAL	1,122	3,115	4,237	34	1	35	27.0	3.4	26.3
20th....	MONROE	31	76	107	0	0	0	0.0	0.0	0.0
	PERRY	29	59	88	0	0	0	0.0	0.0	0.0
	RANDOLPH	46	105	151	6	0	6	26.7	0.0	26.7
	ST. CLAIR	754	2,312	3,066	5	0	5	36.7	0.0	36.7
	WASHINGTON	12	35	47	0	1	1	0.0	14.9	14.9
20th....	CIRCUIT TOTAL	872	2,587	3,459	11	1	12	31.3	14.9	29.9
21st....	IROQUOIS	11	90	101	0	0	0	0.0	0.0	0.0
	KANKAKEE	173	815	988	2	1	3	50.6	7.9	36.4
21st....	CIRCUIT TOTAL	184	905	1,089	2	1	3	50.6	7.9	36.4
22nd...	MCHENRY	447	1,045	1,492	10	0	10	37.8	0.0	37.8
22nd...	CIRCUIT TOTAL	447	1,045	1,492	10	0	10	37.8	0.0	37.8
23rd...	DEKALB	140	676	816	2	0	2	36.2	0.0	36.2
	KENDALL	100	892	992	1	1	2	49.6	29.8	39.7
23rd...	CIRCUIT TOTAL	240	1,568	1,808	3	1	4	40.6	29.8	37.9
	DOWNSTATE TOTAL	11,709	38,817	50,526	320	29	349	36.7	24.9	35.7
COOK	COOK COUNTY	23,175	174,601	197,776	438	272	710	36.4	16.8	28.9
	STATE TOTAL	34,884	213,418	248,302	758	301	1,059	36.5	17.6	31.1

**TIME LAPSE: CASE FILING TO DATE OF VERDICT
LAW JURY VERDICTS OVER \$50,000
CIRCUIT COURTS OF ILLINOIS
CALENDAR YEAR 2013**

COUNTY	LAW JURY VERDICTS OVER \$50,000	AVG. TIME LAPSE IN MONTHS BETWEEN DATE OF FILING AND DATE OF VERDICT	COUNTY	LAW JURY VERDICTS OVER \$50,000	AVG. TIME LAPSE IN MONTHS BETWEEN DATE OF FILING AND DATE OF VERDICT	COUNTY	LAW JURY VERDICTS OVER \$50,000	AVG. TIME LAPSE IN MONTHS BETWEEN DATE OF FILING AND DATE OF VERDICT
ADAMS	1	20.2	HARDIN	1	21.6	MORGAN	0	0
ALEXANDER	0	0	HENDERSON	0	0	MOULTRIE	0	0
BOND	1	7.1	HENRY	0	0	OGLE	5	47.2
BOONE	1	22.4	IROQUOIS	0	0	PEORIA	6	38.1
BROWN	1	21.3	JACKSON	7	21	PERRY	0	0
BUREAU	1	53.1	JASPER	0	0	PIATT	0	0
CALHOUN	0	0	JEFFERSON	5	42.2	PIKE	2	18.4
CARROLL	0	0	JERSEY	2	33.8	POPE	1	14
CASS	0	0	JO DAVIESS	2	70.7	PULASKI	0	0
CHAMPAIGN	8	50.6	JOHNSON	0	0	PUTNAM	0	0
CHRISTIAN	1	38.8	KANE	14	46.8	RANDOLPH	6	26.7
CLARK	0	0	KANKAKEE	2	50.6	RICHLAND	1	21.1
CLAY	2	29.3	KENDALL	1	49.6	ROCK ISLAND	3	40.2
CLINTON	1	14.9	KNOX	0	0	SALINE	1	25.4
COLES	4	22.3	LAKE	34	27	SANGAMON	7	44.2
COOK	438	36.4	LASALLE	4	28.3	SCHUYLER	0	0
CRAWFORD	0	0	LAWRENCE	0	0	SCOTT	0	0
CUMBERLAND	0	0	LEE	1	29	SHELBY	0	0
DEKALB	2	36.2	LIVINGSTON	0	0	ST. CLAIR	5	36.7
DEWITT	0	0	LOGAN	6	37	STARK	0	0
DOUGLAS	0	0	MACON	7	25.8	STEPHENSON	2	46.8
DUPAGE	25	40.4	MACOUPIN	13	23.7	TAZEWELL	6	50.6
EDGAR	0	0	MADISON	10	39.2	UNION	17	41.9
EDWARDS	0	0	MARION	1	39.5	VERMILION	1	69.5
EFFINGHAM	2	31.5	MARSHALL	0	0	WABASH	0	0
FAYETTE	7	16.2	MASON	0	0	WARREN	0	0
FORD	7	36.4	MASSAC	0	0	WASHINGTON	0	0
FRANKLIN	1	24.7	MCDONOUGH	1	27.7	WAYNE	2	24.8
FULTON	0	0	MCHENRY	10	37.8	WHITE	1	26.5
GALLATIN	0	0	MCLEAN	4	52.6	WHITESIDE	5	47.7
GREENE	0	0	MENARD	0	0	WILL	33	38.6
GRUNDY	1	54.1	MERCER	0	0	WILLIAMSON	3	67.9
HAMILTON	3	18	MONROE	0	0	WINNEBAGO	15	49.9
HANCOCK	0	0	MONTGOMERY	0	0	WOODFORD	4	27.2

**FELONY DISPOSITIONS AND SENTENCES BY COUNTY
CIRCUIT COURTS OF ILLINOIS
CALENDAR YEAR 2013**

CIRCUIT	COUNTY	TOTAL NUMBER OF DEFENDANTS	TOTAL CONVICTED	CONVICTED OF FELONIES			FOUND NOT GUILTY		REMAINING BALANCE *	SENTENCES				
				PLEA OF GUILTY	CON- VICED BY COURT	CON- VICED BY JURY	BENCH TRIAL	JURY TRIAL		DEATH #	STATE IMPRISONMENT	PROBATION	OTHER	TOTAL SENTENCES
1st.....	ALEXANDER	90	61	59	2	0	0	0	29	0	19	38	4	61
	JACKSON	820	395	388	1	6	1	2	422	0	151	186	58	395
	JOHNSON	72	48	47	0	1	2	0	22	0	28	17	3	48
	MASSAC	170	99	98	1	0	0	0	71	0	33	62	4	99
	POPE	53	34	34	0	0	0	0	19	0	16	17	1	34
	PULASKI	84	35	34	0	1	0	0	49	0	7	19	9	35
	SALINE	405	206	199	3	4	0	1	198	0	82	123	1	206
	UNION	250	122	121	1	0	4	0	124	0	77	30	15	122
	WILLIAMSON	644	283	275	5	3	1	1	359	0	96	120	67	283
1st.....	CIRCUIT TOTAL	2,588	1,283	1,255	13	15	8	4	1,293	0	509	612	162	1,283
2nd.....	CRAWFORD	195	119	117	2	0	0	1	75	0	41	77	1	119
	EDWARDS	70	46	44	2	0	0	0	24	0	14	29	3	46
	FRANKLIN	421	220	220	0	0	0	0	201	0	85	100	35	220
	GALLATIN	66	23	23	0	0	0	0	43	0	5	12	6	23
	HAMILTON	77	52	52	0	0	0	0	25	0	26	18	8	52
	HARDIN	79	30	30	0	0	0	0	49	0	20	4	6	30
	JEFFERSON	568	338	336	0	2	1	1	228	0	88	127	123	338
	LAWRENCE	222	111	110	0	1	0	0	111	0	36	61	14	111
	RICHLAND	178	106	105	0	1	0	0	72	0	54	52	0	106
	WABASH	85	69	69	0	0	0	0	16	0	16	44	9	69
	WAYNE	137	36	29	7	0	0	1	100	0	11	21	4	36
	WHITE	143	114	114	0	0	0	0	29	0	44	42	28	114
2nd.....	CIRCUIT TOTAL	2,241	1,264	1,249	11	4	1	3	973	0	440	587	237	1,264
3rd.....	BOND	124	102	102	0	0	0	0	22	0	43	57	2	102
	MADISON	3,000	1,803	1,800	0	3	2	1	1,194	0	531	1,048	224	1,803
3rd.....	CIRCUIT TOTAL	3,124	1,905	1,902	0	3	2	1	1,216	0	574	1,105	226	1,905
4th.....	CHRISTIAN	192	128	126	0	2	0	0	64	0	73	51	4	128
	CLAY	94	79	78	0	1	0	0	15	0	24	53	2	79
	CLINTON	200	155	154	1	0	0	0	45	0	70	54	31	155
	EFFINGHAM	248	141	140	1	0	0	1	106	0	42	90	9	141
	FAYETTE	277	201	193	6	2	0	0	76	0	67	127	7	201
	JASPER	73	33	32	0	1	0	1	39	0	14	16	3	33
	MARION	418	292	284	6	2	0	1	125	0	132	153	7	292
	MONTGOMERY	195	162	161	0	1	0	1	32	0	103	46	13	162
	SHELBY	225	106	106	0	0	0	0	119	0	34	60	12	106
4th.....	CIRCUIT TOTAL	1,922	1,297	1,274	14	9	0	4	621	0	559	650	88	1,297
5th.....	CLARK	89	68	65	3	0	0	0	21	0	29	35	4	68
	COLES	525	324	310	9	5	0	1	200	0	103	200	21	324
	CUMBERLAND	83	60	60	0	0	0	1	22	0	13	40	7	60
	EDGAR	169	99	96	0	3	0	0	70	0	16	72	11	99
	VERMILION	718	463	446	2	15	1	12	242	0	191	267	5	463
5th.....	CIRCUIT TOTAL	1,584	1,014	977	14	23	1	14	555	0	352	614	48	1,014

* INCLUDES SUCH DISPOSITIONS AS TRANSFERS TO INACTIVE/FUGITIVE WARRANT CALENDAR, EXTRADITION PROCEEDINGS, AND DISMISSED ON MOTION OF STATE.

DEATH PENALTY ABOLISHED IN 2011.

**FELONY DISPOSITIONS AND SENTENCES BY COUNTY
CIRCUIT COURTS OF ILLINOIS
CALENDAR YEAR 2013**

CIRCUIT	COUNTY	TOTAL NUMBER OF DEFENDANTS	TOTAL CONVICTED	CONVICTED OF FELONIES			FOUND NOT GUILTY		REMAINING BALANCE *	SENTENCES				
				PLEA OF GUILTY	CON- VICTED BY COURT	CON- VICTED BY JURY	BENCH TRIAL	JURY TRIAL		DEATH #	STATE IMPRISONMENT	PROBATION	OTHER	TOTAL SENTENCES
6th.....	CHAMPAIGN	2,536	1,467	1,453	2	12	6	7	1,056	0	517	835	115	1,467
	DEWITT	74	45	45	0	0	0	1	28	0	23	19	3	45
	DOUGLAS	107	76	75	0	1	0	0	31	0	19	50	7	76
	MACON	1,830	1,202	1,173	11	18	6	9	613	0	455	727	20	1,202
	MOULTRIE	63	38	38	0	0	0	0	25	0	14	23	1	38
	PIATT	45	33	29	4	0	0	0	12	0	10	22	1	33
6th.....	CIRCUIT TOTAL	4,655	2,861	2,813	17	31	12	17	1,765	0	1,038	1,676	147	2,861
7th.....	GREENE	109	62	62	0	0	0	0	47	0	17	44	1	62
	JERSEY	171	135	130	4	1	0	0	36	0	55	43	37	135
	MACOUPIN	195	152	150	2	0	0	0	43	0	51	88	13	152
	MORGAN	180	153	151	1	1	0	0	27	0	40	88	25	153
	SANGAMON	1,437	681	679	0	2	1	5	750	0	327	309	45	681
	SCOTT	40	19	19	0	0	0	0	21	0	4	10	5	19
7th.....	CIRCUIT TOTAL	2,132	1,202	1,191	7	4	1	5	924	0	494	582	126	1,202
8th.....	ADAMS	749	472	464	0	8	1	3	273	0	178	281	13	472
	BROWN	25	20	20	0	0	0	0	5	0	3	14	3	20
	CALHOUN	57	39	35	4	0	0	0	18	0	25	13	1	39
	CASS	112	67	67	0	0	0	0	45	0	24	42	1	67
	MASON	149	94	93	1	0	1	0	54	0	34	55	5	94
	MENARD	29	27	27	0	0	0	0	2	0	9	17	1	27
	PIKE	90	84	83	1	0	0	0	6	0	26	54	4	84
	SCHUYLER	63	52	48	0	4	0	1	10	0	22	25	5	52
8th.....	CIRCUIT TOTAL	1,274	855	837	6	12	2	4	413	0	321	501	33	855
9th.....	FULTON	265	165	165	0	0	0	1	99	0	77	76	12	165
	HANCOCK	38	34	34	0	0	1	0	3	0	17	14	3	34
	HENDERSON	75	31	31	0	0	1	0	43	0	9	19	3	31
	KNOX	542	263	262	1	0	1	2	276	0	94	166	3	263
	MCDONOUGH	280	138	138	0	0	0	0	142	0	44	59	35	138
	WARREN	187	61	61	0	0	0	1	125	0	21	31	9	61
9th.....	CIRCUIT TOTAL	1,387	692	691	1	0	3	4	688	0	262	365	65	692
10th....	MARSHALL	40	22	21	0	1	0	0	18	0	15	7	0	22
	PEORIA	1,316	856	805	14	37	3	14	443	0	438	418	0	856
	PUTNAM	40	36	36	0	0	0	0	4	0	11	22	3	36
	STARK	25	19	19	0	0	0	0	6	0	11	8	0	19
	TAZEWELL	675	493	485	4	4	0	0	182	0	211	266	16	493
10th....	CIRCUIT TOTAL	2,096	1,426	1,366	18	42	3	14	653	0	686	721	19	1,426
11th....	FORD	82	52	52	0	0	0	1	29	0	13	36	3	52
	LIVINGSTON	429	301	286	7	8	4	3	121	0	99	169	33	301
	LOGAN	208	140	137	1	2	0	0	68	0	63	73	4	140
	MCLEAN	1,426	1,039	999	18	22	17	11	359	0	333	616	90	1,039
	WOODFORD	153	112	111	0	1	0	1	40	0	52	43	17	112
11th....	CIRCUIT TOTAL	2,298	1,644	1,585	26	33	21	16	617	0	560	937	147	1,644

* INCLUDES SUCH DISPOSITIONS AS TRANSFERS TO INACTIVE/FUGITIVE WARRANT CALENDAR, EXTRADITION PROCEEDINGS, AND DISMISSED ON MOTION OF STATE.

DEATH PENALTY ABOLISHED IN 2011.

**FELONY DISPOSITIONS AND SENTENCES BY COUNTY
CIRCUIT COURTS OF ILLINOIS
CALENDAR YEAR 2013**

CIRCUIT	COUNTY	TOTAL NUMBER OF DEFENDANTS	TOTAL CONVICTED	CONVICTED OF FELONIES			FOUND NOT GUILTY		REMAINING BALANCE *	SENTENCES				
				PLEA OF GUILTY	CON- VICTED BY COURT	CON- VICTED BY JURY	BENCH TRIAL	JURY TRIAL		DEATH #	STATE IMPRISONMENT	PROBATION	OTHER	TOTAL SENTENCES
12th....	WILL	2,882	2,268	2,221	30	17	32	9	573	0	984	1,180	104	2,268
12th....	CIRCUIT TOTAL	2,882	2,268	2,221	30	17	32	9	573	0	984	1,180	104	2,268
13th....	BUREAU	95	84	70	14	0	1	1	9	0	45	27	12	84
	GRUNDY	282	191	187	3	1	0	0	91	0	74	73	44	191
	LASALLE	574	485	472	2	11	0	2	87	0	240	174	71	485
13th....	CIRCUIT TOTAL	951	760	729	19	12	1	3	187	0	359	274	127	760
14th....	HENRY	357	236	222	10	4	8	1	112	0	85	118	33	236
	MERCER	129	67	65	2	0	1	0	61	0	14	40	13	67
	ROCK ISLAND	1,165	728	719	5	4	3	3	431	0	156	385	187	728
	WHITESIDE	439	282	272	6	4	1	0	156	0	118	158	6	282
14th....	CIRCUIT TOTAL	2,090	1,313	1,278	23	12	13	4	760	0	373	701	239	1,313
15th....	CARROLL	69	36	32	3	1	0	0	33	0	7	23	6	36
	JO DAVIESS	64	40	40	0	0	0	0	24	0	11	28	1	40
	LEE	206	112	105	7	0	0	0	94	0	38	63	11	112
	OGLE	238	183	176	7	0	0	0	55	0	65	92	26	183
	STEPHENSON	295	236	229	4	3	3	1	55	0	98	135	3	236
15th....	CIRCUIT TOTAL	872	607	582	21	4	3	1	261	0	219	341	47	607
16th....	KANE	810	440	387	16	37	6	32	332	0	178	234	28	440
16th....	CIRCUIT TOTAL	810	440	387	16	37	6	32	332	0	178	234	28	440
17th....	BOONE	334	225	212	7	6	5	4	100	0	93	87	45	225
	WINNEBAGO	3,733	2,494	2,453	22	19	6	5	1,228	0	741	1,374	379	2,494
17th....	CIRCUIT TOTAL	4,067	2,719	2,665	29	25	11	9	1,328	0	834	1,461	424	2,719
18th....	DU PAGE	2,879	1,985	1,533	432	20	10	20	864	0	718	782	485	1,985
18th....	CIRCUIT TOTAL	2,879	1,985	1,533	432	20	10	20	864	0	718	782	485	1,985
19th....	LAKE	4,222	1,810	1,778	11	21	16	3	2,393	0	596	1,052	162	1,810
19th....	CIRCUIT TOTAL	4,222	1,810	1,778	11	21	16	3	2,393	0	596	1,052	162	1,810
20th....	MONROE	127	79	77	1	1	0	0	48	0	22	42	15	79
	PERRY	165	84	82	2	0	0	0	81	0	24	36	24	84
	RANDOLPH	191	95	92	1	2	0	0	96	0	42	30	23	95
	ST. CLAIR	2,430	1,538	1,510	6	22	8	11	873	0	534	915	89	1,538
	WASHINGTON	84	45	44	0	1	0	0	39	0	6	29	10	45
20th....	CIRCUIT TOTAL	2,997	1,841	1,805	10	26	8	11	1,137	0	628	1,052	161	1,841
21st....	IROQUOIS	141	97	93	1	3	0	0	44	0	34	58	5	97
	KANKAKEE	667	522	514	2	6	5	3	137	0	238	243	41	522
21st....	CIRCUIT TOTAL	808	619	607	3	9	5	3	181	0	272	301	46	619
22nd....	MCHENRY	1,219	465	457	3	5	4	3	747	0	147	222	96	465
22nd....	CIRCUIT TOTAL	1,219	465	457	3	5	4	3	747	0	147	222	96	465
23rd....	DEKALB	870	442	439	2	1	3	2	423	0	115	214	113	442
	KENDALL	361	281	276	1	4	5	4	71	0	67	181	33	281
23rd....	CIRCUIT TOTAL	1,231	723	715	3	5	8	6	494	0	182	395	146	723
	DOWNSTATE TOTAL	50,329	30,993	29,897	727	369	171	190	18,975	0	11,285	16,345	3,363	30,993
COOK	COOK COUNTY	32,135	22,178	20,954	935	289	1,013	60	8,884	0	12,351	8,999	828	22,178
	STATE TOTAL	82,464	53,171	50,851	1,662	658	1,184	250	27,859	0	23,636	25,344	4,191	53,171

* INCLUDES SUCH DISPOSITIONS AS TRANSFERS TO INACTIVE/FUGITIVE WARRANT CALENDAR, EXTRADITION PROCEEDINGS, AND DISMISSED ON MOTION OF STATE.

DEATH PENALTY ABOLISHED IN 2011.

Disbursements by Circuit Clerks
and
Cost of Operating Circuit Clerks' Offices

Circuit Courts of Illinois

The amounts reported on the following pages are for FY 2013. In most counties, FY13 ended 11/30/13. Those counties with different fiscal years are as follows:

Calhoun	FY13 ended 08/31/2013
DeKalb	FY13 ended 12/31/2013
Douglas	FY13 ended 12/31/2013
Greene	FY13 ended 12/31/2013
Macoupin	FY13 ended 08/31/2013
Massac	FY13 ended 12/31/2013
McLean	FY13 ended 12/31/2013
Morgan	FY13 ended 08/31/2013
Peoria	FY12 ended 12/31/2013
Shelby	FY13 ended 08/31/2013
St. Clair	FY13 ended 12/31/2013
Winnebago	FY13 ended 09/30/2013

Beginning in October of 1999, employers began sending child support payments to the State Disbursement Unit rather than to circuit clerks for processing and disbursement to recipients. The amounts reported by circuit clerks under the heading "Maintenance and Child Support Payments" include payments processed and disbursed by the State Disbursement Unit.

**CIRCUIT CLERK
FEES AND OTHER REVENUE BY COUNTY
DECEMBER 1, 2012 - NOVEMBER 30, 2013**

CIRCUIT	COUNTY	FEES AND OTHER REVENUE OF CLERK'S OFFICE									
		CLERK'S FEES AND COSTS	COURT AUTOMA- TION FUND	MAINTENANCE AND CHILD SUPPORT	DOCUMENT STORAGE FUND	OPERATION AND ADMIN. FUND	CLERK'S E-CITATION FUND	INTEREST ON INVESTED FUNDS	DHFS IV-D CONTR. & INCENT.	OTHER	TOTAL FEES AND OTHER REVENUE
1st.....	Alexander	99,161	27,287	23,472	32,346	250	0	326	8,781	0	191,624
	Jackson	394,705	151,588	25,373	150,506	21,545	8,918	6,251	15,974	9,855	784,715
	Johnson	80,820	23,323	0	23,246	2,054	0	43	4,826	0	134,311
	Massac	106,456	71,332	3,855	71,414	2,697	0	743	10,035	1,297	267,829
	Pope	24,251	8,295	840	8,970	1,090	0	0	3,705	0	47,151
	Pulaski	72,065	96,496	0	96,370	4,240	0	1,422	0	0	270,593
	Saline	135,402	42,221	1,815	37,115	4,845	0	33	7,752	5,239	234,422
	Union	166,924	58,192	5,784	50,282	3,895	1,993	749	3,528	41	291,387
	Williamson	513,347	56,107	16,715	55,819	8,039	0	3,476	13,595	0	667,097
1st.....	Circuit Total	1,593,132	534,840	77,854	526,068	48,653	10,911	13,042	68,196	16,432	2,889,128
2nd.....	Crawford	112,995	17,054	5,951	10,257	3,029	0	975	0	0	150,262
	Edwards	34,745	7,467	7,428	7,368	701	0	115	0	0	57,824
	Franklin	326,132	52,474	558	52,259	6,951	0	6,378	10,974	103,678	559,403
	Gallatin	48,144	9,011	2,304	8,212	1,634	0	158	3,480	630	73,572
	Hamilton	43,202	12,414	1,995	12,376	1,202	0	488	5,703	112	77,490
	Hardin	30,449	8,953	432	5,649	464	0	10	372	0	46,329
	Jefferson	211,658	107,298	11,769	106,829	9,054	51,125	4,927	0	0	502,660
	Lawrence	91,972	8,335	14,306	7,710	1,371	0	757	3,440	0	127,891
	Richland	95,253	23,666	8,792	23,576	2,611	0	0	9,438	162	163,497
	Wabash	70,950	14,104	18,894	14,106	1,960	0	52	7,956	0	128,022
	Wayne	78,137	11,107	9,002	10,995	2,434	0	261	8,073	0	120,009
	White	136,161	14,702	8,949	14,562	3,448	0	98	3,660	0	181,580
2nd.....	Circuit Total	1,279,797	286,585	90,380	273,898	34,858	51,125	14,219	53,097	104,581	2,188,540
3rd.....	Bond	120,809	43,233	10,546	43,242	10,962	7,615	758	0	0	237,165
	Madison	5,974,901	488,728	87,605	1,452,589	86,829	74,776	63,065	112,049	27,992	8,368,534
3rd.....	Circuit Total	6,095,710	531,961	98,151	1,495,831	97,791	82,391	63,823	112,049	27,992	8,605,699
4th.....	Christian	169,083	48,070	12,196	47,666	4,284	0	1,160	11,804	4,352	298,614
	Clay	78,350	16,556	10,216	16,360	798	0	389	4,857	0	127,528
	Clinton	203,898	14,925	31,268	43,682	4,247	7,700	738	2,504	0	308,962
	Effingham	227,470	61,590	20,744	61,676	7,075	4,211	3,132	8,875	15	394,787
	Fayette	125,164	44,587	10,105	43,220	3,529	0	1,976	9,099	0	237,679
	Jasper	44,962	9,740	324	9,760	729	0	502	7,109	0	73,125
	Marion	246,394	30,868	46,677	88,149	7,860	0	442	16,909	26,668	463,967
	Montgomery	234,515	49,482	41,410	49,596	6,360	6,664	693	10,953	154	399,828
	Shelby	110,810	9,866	5,786	9,655	1,276	1,169	167	5,881	0	144,610
4th.....	Circuit Total	1,440,646	285,683	178,725	369,764	36,158	19,744	9,198	77,991	31,189	2,449,100
5th.....	Clark	76,081	16,390	3,665	16,321	1,381	0	65	0	0	113,903
	Coles	352,707	65,254	12,759	67,788	7,792	7,480	847	17,909	0	532,536
	Cumberland	56,850	14,115	0	14,010	1,458	90	741	5,241	3,538	96,043
	Edgar	105,461	30,119	3,332	29,561	1,780	0	893	0	0	171,146
	Vermilion	2,165,744	126,038	64,400	135,260	18,129	13,517	2,510	35,610	0	2,561,210
5th.....	Circuit Total	2,756,843	251,917	84,156	262,941	30,540	21,087	5,057	58,760	3,538	3,474,838

**CIRCUIT CLERK
FEES AND OTHER REVENUE BY COUNTY
DECEMBER 1, 2012 - NOVEMBER 30, 2013**

CIRCUIT	COUNTY	FEES AND OTHER REVENUE OF CLERK'S OFFICE									
		CLERK'S FEES AND COSTS	COURT AUTOMA- TION FUND	MAINTENANCE AND CHILD SUPPORT	DOCUMENT STORAGE FUND	OPERATION AND ADMIN. FUND	CLERK'S E-CITATION FUND	INTEREST ON INVESTED FUNDS	DHFS IV-D CONTR. & INCENT.	OTHER	TOTAL FEES AND OTHER REVENUE
6th.....	Champaign	1,249,880	210,048	31,158	108,257	142,540	20,470	2,611	60,383	20	1,825,366
	DeWitt	94,797	20,442	13,789	20,655	3,152	612	107	7,092	1,433	162,078
	Douglas	92,972	20,284	10,884	19,773	5,025	1,660	104	5,062	0	155,764
	Macon	1,162,638	249,382	54,009	243,896	36,867	6,825	6,856	38,573	0	1,799,046
	Moultrie	84,144	18,449	6,700	18,474	2,181	981	197	9,949	0	141,075
	Piatt	74,103	20,707	6,710	19,302	4,764	938	50	14,478	0	141,052
6th.....	Circuit Total	2,758,534	539,311	123,250	430,357	194,528	31,485	9,925	135,537	1,453	4,224,381
7th.....	Greene	47,286	6,861	6,523	6,906	1,699	0	0	8,480	3,965	81,720
	Jersey	193,802	17,440	4,782	15,281	4,324	9,471	248	7,291	0	252,639
	Macoupin	324,739	64,314	14,805	63,156	5,077	0	885	0	16,758	489,734
	Morgan	209,408	60,240	19,152	58,156	7,722	3,224	1,563	12,949	0	372,413
	Sangamon	1,858,376	448,702	56,774	496,572	55,073	37,889	50,410	29,021	0	3,032,818
	Scott	21,554	5,765	3,348	5,207	697	3	0	578	0	37,152
7th.....	Circuit Total	2,655,164	603,324	105,384	645,278	74,590	50,587	53,106	58,319	20,723	4,266,475
8th.....	Adams	546,259	55,752	160	164,703	9,633	0	4,681	27,005	5,162	813,355
	Brown	31,988	5,936	1,364	5,925	1,270	0	54	0	0	46,537
	Calhoun	32,138	5,526	1,124	5,487	402	0	470	4,233	0	49,379
	Cass	80,681	6,986	7,639	6,990	4,337	0	207	3,332	0	110,172
	Mason	88,091	26,324	3,532	26,043	4,257	5,995	301	12,148	0	166,691
	Menard	71,184	5,297	735	3,168	1,588	0	102	5,497	0	87,571
	Pike	144,172	71,429	5,302	71,659	4,830	0	885	0	0	298,277
	Schuyler	75,279	9,748	5,925	9,745	3,569	0	0	3,880	0	108,146
8th.....	Circuit Total	1,069,790	186,999	25,781	293,720	29,886	5,995	6,699	56,096	5,162	1,680,128
9th.....	Fulton	203,020	30,584	34,395	31,270	4,245	2,440	5,300	11,226	503	322,982
	Hancock	65,070	11,685	360	11,666	2,350	0	768	252	0	92,150
	Henderson	39,126	11,481	4,178	11,347	3,329	865	90	0	0	70,416
	Knox	282,987	54,935	9,001	54,979	6,651	4,875	1,837	25,627	0	440,893
	McDonough	245,929	41,342	5,656	41,178	9,304	5,166	2,569	6,432	0	357,577
	Warren	115,506	20,464	6,739	20,589	5,170	0	273	0	0	168,740
9th.....	Circuit Total	951,638	170,491	60,329	171,029	31,048	13,346	10,837	43,537	503	1,452,758
10th.....	Marshall	68,768	13,278	10,588	13,190	2,685	0	108	11,427	0	120,043
	Peoria	1,598,907	382,376	46,375	375,381	46,480	45,115	686	65,263	0	2,560,582
	Putnam	43,910	9,250	2,843	9,131	1,432	0	609	904	0	68,079
	Stark	29,298	10,512	5,639	10,418	2,104	0	278	5,410	0	63,658
	Tazewell	1,165,687	179,735	72,120	179,001	39,315	0	1,564	37,884	0	1,675,307
10th.....	Circuit Total	2,906,570	595,152	137,565	587,120	92,016	45,115	3,245	120,887	0	4,487,669
11th.....	Ford	66,705	11,201	36	11,211	1,046	165	244	8,438	10,298	109,344
	Livingston	231,930	36,350	7,306	20,292	9,838	5,403	998	10,911	13,024	336,052
	Logan	148,265	45,719	33,006	45,689	9,342	964	459	16,022	0	299,465
	McLean	1,162,358	147,541	77,385	146,060	32,378	61,570	5,446	37,007	0	1,669,745
	Woodford	151,061	49,986	807	49,964	6,648	3,566	186	19,298	0	281,516
11th.....	Circuit Total	1,760,319	290,797	118,540	273,216	59,253	71,668	7,333	91,675	23,322	2,696,123

**CIRCUIT CLERK
FEES AND OTHER REVENUE BY COUNTY
DECEMBER 1, 2012 - NOVEMBER 30, 2013**

CIRCUIT	COUNTY	FEES AND OTHER REVENUE OF CLERK'S OFFICE									TOTAL FEES AND OTHER REVENUE
		CLERK'S FEES AND COSTS	COURT AUTOMATION FUND	MAINTENANCE AND CHILD SUPPORT	DOCUMENT STORAGE FUND	OPERATION AND ADMIN FUND	CLERK'S E-CITATION FUND	INTEREST ON INVESTED FUNDS	DHFS IV-D CONTR. & INCENT.	OTHER	
12th.....	Will	6,956,931	1,296,796	109,087	1,296,960	196,663	184,507	26,632	62,610	0	10,130,186
12th.....	Circuit Total	6,956,931	1,296,796	109,087	1,296,960	196,663	184,507	26,632	62,610	0	10,130,186
13th.....	Bureau	215,968	41,129	22,564	41,029	5,741	0	524	11,829	0	338,784
	Grundy	358,738	65,550	17,575	60,600	14,447	9,462	493	9,304	0	536,169
	LaSalle	884,767	222,637	14,967	221,201	39,001	0	145	23,556	0	1,406,273
13th.....	Circuit Total	1,459,473	329,316	55,106	322,830	59,189	9,462	1,162	44,689	0	2,281,226
14th.....	Henry	329,744	51,737	22,107	51,853	8,173	0	2,346	16,159	2,685	484,804
	Mercer	104,980	20,548	6,293	22,611	3,458	0	389	7,985	0	166,262
	Rock Island	1,363,783	232,156	97,430	232,822	27,535	0	0	64,321	0	2,018,047
	Whiteside	329,532	121,987	0	122,697	8,484	0	137	16,784	0	599,622
14th.....	Circuit Total	2,128,039	426,428	125,830	429,983	47,650	0	2,872	105,249	2,685	3,268,736
15th.....	Carroll	79,863	11,512	9,944	11,433	1,731	0	1,200	9,123	0	124,806
	Jo Daviess	106,320	33,035	0	27,656	4,232	0	72	5,394	0	176,710
	Lee	238,755	100,579	15,016	100,353	6,785	3,953	589	7,823	0	473,854
	Ogle	336,338	89,222	423	89,000	7,705	2,896	5,884	4,524	0	535,992
	Stephenson	365,296	87,637	19,777	87,640	5,934	0	0	9,121	0	575,404
15th.....	Circuit Total	1,126,572	321,985	45,160	316,082	26,387	6,849	7,746	35,985	0	1,886,765
16th.....	Kane	4,070,398	1,193,138	117,743	1,107,235	312,073	125,606	5,423	30,338	0	6,961,954
16th.....	Circuit Total	4,070,398	1,193,138	117,743	1,107,235	312,073	125,606	5,423	30,338	0	6,961,954
17th.....	Boone	441,748	101,661	11,081	101,638	21,913	8,374	542	6,416	0	693,372
	Winnebago	2,331,518	664,793	19,232	666,650	40,223	0	32,570	30,418	0	3,785,404
17th.....	Circuit Total	2,773,265	766,453	30,314	768,288	62,136	8,374	33,112	36,834	0	4,478,776
18th.....	DuPage	8,543,561	2,318,226	323,402	2,479,501	374,411	252,754	44,064	0	0	14,335,918
18th.....	Circuit Total	8,543,561	2,318,226	323,402	2,479,501	374,411	252,754	44,064	0	0	14,335,918
19th.....	Lake	5,541,349	1,275,385	70,688	546,939	318,764	109,436	8,879	7,188	0	7,878,629
19th.....	Circuit Total	5,541,349	1,275,385	70,688	546,939	318,764	109,436	8,879	7,188	0	7,878,629
20th.....	Monroe	137,873	17,402	11,652	17,356	7,338	0	203	0	0	191,823
	Perry	127,454	29,983	12,930	29,743	3,163	0	0	0	0	203,273
	Randolph	174,182	37,918	6,820	37,628	4,842	3,751	86	11,452	0	276,678
	St. Clair	2,622,646	354,364	90,611	643,391	116,451	59,240	5,247	117,284	0	4,009,235
	Washington	82,223	22,465	2,856	22,398	5,314	3,072	99	7,292	0	145,718
20th.....	Circuit Total	3,144,377	462,132	124,869	750,516	137,107	66,063	5,634	136,029	0	4,826,727
21st.....	Iroquois	148,771	50,470	7,498	49,822	5,511	2,885	278	12,057	13,528	290,821
	Kankakee	879,782	236,770	27,240	234,135	33,680	0	918	29,451	0	1,441,975
21st.....	Circuit Total	1,028,553	287,240	34,738	283,957	39,191	2,885	1,196	41,508	13,528	1,732,796
22nd.....	McHenry	3,511,354	672,694	127,839	653,883	86,236	44,136	9,064	12,529	0	5,117,734
22nd.....	Circuit Total	3,511,354	672,694	127,839	653,883	86,236	44,136	9,064	12,529	0	5,117,734
23rd.....	DeKalb	587,997	214,645	15,659	202,064	40,516	16,353	894	18,516	0	1,096,645
	Kendall	722,953	174,875	49,154	177,171	20,796	10,607	963	7,984	0	1,164,504
	Circuit Total	1,310,950	389,520	64,813	379,235	61,312	26,960	1,857	26,500	0	2,261,148
	Downstate Total	66,862,965	14,016,372	2,329,704	14,664,631	2,450,439	1,240,486	344,126	1,415,603	251,108	103,575,435
Cook	Cook County	63,543,398	9,285,704	1,903,512	8,581,132	824,776	322,273	0	5,319,427	0	89,780,222
	State Total	130,406,363	23,302,076	4,233,216	23,245,763	3,275,215	1,562,759	344,126	6,735,030	251,108	193,355,657

**CIRCUIT CLERK
COST OF OPERATING BY COUNTY
DECEMBER 1, 2012 - NOVEMBER 30, 2013**

COST OF OPERATING CLERK'S OFFICE												
CIRCUIT	COUNTY	CLERK'S SALARY	ALL OTHER PERSONNEL SALARIES	FULL TIME STAFF	PART TIME STAFF	AUTOMATION EXPENSES *	MAINTENANCE AND CHILD SUPPORT EXPENSES *	COURT DOCUMENT STORAGE EXPENSES *	OPERATION & ADMIN. FUND EXPENSES	E-CITATION EXPENSES	OTHER OFFICE EXPENSES	TOTAL COST OF OPERATING EXPENSES
1st.....	Alexander	33,800	89,182	3	1	14,355	19,958	9,500	250	0	7,575	174,620
	Jackson	56,745	607,034	16	6	198,557	33,192	175,419	0	0	27,516	1,098,463
	Johnson	43,144	71,154	3	0	26,237	0	3,149	1,287	0	3,718	148,688
	Massac	41,863	96,378	4	0	96,389	10,646	68,308	392	0	3,810	317,786
	Pope	38,860	23,630	2	0	12,533	2,900	5,796	396	0	3,693	87,808
	Pulaski	44,783	78,146	4	0	13,091	0	17,199	0	0	19,822	173,041
	Saline	59,000	144,083	6	0	49,076	15,726	28,919	4,320	0	28,514	329,639
	Union	54,000	157,670	5	0	116,873	0	88,127	3,650	0	17,050	437,369
	Williamson	70,131	368,331	13	0	26,930	31,875	109,713	0	0	13,354	620,335
1st.....	Circuit Total	442,326	1,635,609	56	7	554,041	114,297	506,130	10,295	0	125,052	3,387,749
2nd.....	Crawford	50,719	133,404	5	1	9,309	10,985	0	0	0	12,468	216,885
	Edwards	34,100	23,642	1	1	8,885	13,842	10,611	83	0	8,119	99,282
	Franklin	72,169	169,987	11	2	66,880	3,480	128,829	13,639	0	12,320	467,303
	Gallatin	38,710	32,862	2	0	7,046	1,181	10,146	940	0	7,050	97,934
	Hamilton	30,910	46,614	1	2	15,177	4,710	26,707	4,291	0	8,612	137,021
	Hardin	24,826	15,040	1	0	7,001	1,591	9,075	183	0	4,021	61,737
	Jefferson	54,050	275,993	9	0	108,611	15,101	45,480	8,789	0	0	508,024
	Lawrence	35,788	65,194	4	0	9,412	24,951	17,326	0	0	9,719	162,390
	Richland	42,034	52,850	3	2	22,456	9,918	14,333	1,650	0	11,689	154,930
	Wabash	35,050	66,841	3	0	18,240	21,530	10,297	2,034	0	9,344	163,335
	Wayne	41,394	118,532	5	0	9,896	0	29,967	8,607	0	13,608	222,004
	White	43,522	96,336	5	0	15,375	6,964	22,850	1,645	0	12,353	199,045
	2nd.....	Circuit Total	503,272	1,097,294	50	8	298,288	114,252	325,621	41,861	0	109,303
3rd.....	Bond	52,800	136,572	5	2	59,384	10,300	52,170	16,231	0	30,134	357,591
	Madison	104,686	2,670,048	65	0	615,695	150,437	1,140,162	61,393	0	241,480	4,983,901
3rd.....	Circuit Total	157,486	2,806,620	70	2	675,079	160,737	1,192,332	77,624	0	271,614	5,341,492
4th.....	Christian	60,968	187,850	9	1	26,067	27,131	62,345	4,284	0	82,823	451,468
	Clay	50,228	72,612	3	1	12,614	4,075	10,859	750	0	12,609	163,747
	Clinton	63,481	181,818	5	0	17,417	19,386	47,669	0	0	17,494	347,265
	Effingham	56,895	281,953	13	0	102,205	27,534	62,140	1,711	0	1,598	534,037
	Fayette	54,837	145,373	1	3	68,326	11,048	54,824	2,654	0	10,171	347,231
	Jasper	48,500	50,926	2	1	25,690	0	1,289	0	0	7,955	134,360
	Marion	59,000	191,403	10	3	21,036	53,044	32,617	334	0	56,674	414,108
	Montgomery	58,676	172,983	8	2	26,778	24,696	31,882	11,547	0	7,936	334,496
	Shelby	55,542	137,997	4	0	21,232	4,756	9,051	0	0	12,760	241,338
4th.....	Circuit Total	508,127	1,422,914	55	11	321,365	171,670	312,676	21,279	0	210,019	2,968,050
5th.....	Clark	46,000	125,097	6	1	17,792	5,604	15,667	0	0	10,730	220,890
	Coles	62,000	228,529	13	0	52,502	32,371	69,607	6,664	0	27,915	479,588
	Cumberland	35,247	60,666	3	0	19,068	4,461	13,285	0	1,325	1,325	135,377
	Edgar	45,483	140,369	6	0	22,114	5,299	15,305	228	0	18,896	247,694
	Vermilion	60,980	413,678	26	3	167,025	74,347	128,673	10,743	0	32,395	887,840
5th.....	Circuit Total	249,710	968,339	54	4	278,501	122,082	242,537	17,634	1,325	91,261	1,971,389

* Includes expenditures paid from the County General Fund

**CIRCUIT CLERK
COST OF OPERATING BY COUNTY
DECEMBER 1, 2012 - NOVEMBER 30, 2013**

COST OF OPERATING CLERKS OFFICE												
CIRCUIT	COUNTY	CLERK'S SALARY	ALL OTHER PERSONNEL SALARIES	FULL TIME STAFF	PART TIME STAFF	AUTOMATION EXPENSES *	MAINTENANCE AND CHILD SUPPORT EXPENSES*	COURT DOCUMENT STORAGE EXPENSES *	OPERATION & ADMIN. FUND EXPENSES	E-CITATION EXPENSES	OTHER OFFICE EXPENSES	TOTAL COST OF OPERATING EXPENSES
6th.....	Champaign	90,070	940,836	37	5	367,419	143,588	166,004	36,482	0	46,180	1,790,578
	DeWitt	53,411	86,600	6	1	27,964	23,265	19,320	843	918	6,072	218,394
	Douglas	58,108	135,959	6	2	22,594	25,599	51,669	0	0	8,406	302,334
	Macon	78,721	698,680	35	2	268,510	143,490	279,840	10,637	6,825	282,939	1,769,642
	Moultrie	48,450	106,629	5	1	24,025	10,120	15,148	2,050	0	14,210	220,632
	Piatt	53,304	192,600	6	0	39,672	0	11,409	0	0	22,115	319,100
6th.....	Circuit Total	382,064	2,161,304	95	11	750,183	346,061	543,390	50,013	7,743	379,922	4,620,680
7th.....	Greene	52,034	99,113	3	0	3,889	0	2,944	2,691	0	9,009	169,680
	Jersey	53,414	136,744	5	0	12,995	0	10,867	6,510	0	57,319	277,848
	Macoupin	57,935	0	9	0	59,817	822	64,497	0	0	92,688	275,758
	Morgan	57,900	151,699	9	0	66,599	22,949	59,242	6,000	0	34,628	399,017
	Sangamon	96,411	1,609,479	57	15	378,873	120,279	489,725	32,136	0	881,698	3,608,601
	Scott	39,293	26,310	2	0	0	0	0	0	0	5,998	71,600
7th.....	Circuit Total	356,986	2,023,345	85	15	522,173	144,050	627,274	47,337	0	1,081,340	4,802,505
8th.....	Adams	57,350	230,946	13	0	71,014	20,530	180,960	5,861	0	55,455	622,117
	Brown	32,500	42,636	3	0	5,772	0	0	0	0	0	80,908
	Calhoun	32,760	24,289	1	0	8,924	0	3,185	250	0	4,341	73,749
	Cass	73,009	118,099	3	1	11,328	0	27,132	126	0	7,070	236,764
	Mason	61,700	82,190	4	0	46,928	0	30,154	4,257	0	13,408	238,638
	Menard	61,437	93,340	3	0	5,078	0	6,640	1,656	0	9,935	178,086
	Pike	46,298	121,794	7	0	31,010	0	38,357	0	0	23,554	261,013
	Schuyler	41,580	50,623	3	0	9,894	10,039	10,503	8,437	0	11,639	142,715
8th.....	Circuit Total	406,634	763,917	37	1	189,948	30,569	296,930	20,588	0	125,403	1,833,989
9th.....	Fulton	62,152	307,913	11	0	33,914	45,315	29,357	3,891	0	31,026	513,568
	Hancock	47,874	116,373	4	0	20,050	0	2,635	0	0	9,832	196,763
	Henderson	46,920	90,861	3	2	2,728	0	2,773	0	0	11,190	154,472
	Knox	60,469	393,811	18	0	75,019	21,000	126,882	0	0	18,946	696,128
	McDonough	49,188	314,251	12	0	26,818	12,676	39,468	0	0	94,844	537,246
	Warren	45,758	69,575	5	0	31,179	38,513	13,960	2,410	0	9,843	211,237
9th.....	Circuit Total	312,361	1,292,784	53	2	189,708	117,505	215,076	6,301	0	175,681	2,309,415
10th....	Marshall	47,917	86,687	3	1	7,781	14,260	11,390	3,810	0	11,293	183,138
	Peoria	89,123	1,877,082	50	2	0	87,727	131,410	0	0	384,073	2,569,416
	Putnam	44,336	55,381	2	0	22,080	4,821	10,171	836	0	1,070	138,695
	Stark	41,657	36,307	1	1	10,746	10,618	5,511	1,734	0	4,926	111,499
	Tazewell	74,303	748,694	36	2	213,715	108,175	134,168	7,330	0	7,763	1,294,148
10th....	Circuit Total	297,337	2,804,151	92	6	254,322	225,601	292,650	13,710	0	409,125	4,296,896
11th....	Ford	49,000	61,848	4	1	11,938	0	8,399	0	0	62,461	193,647
	Livingston	64,200	295,302	10	2	30,154	15,239	30,648	3,073	0	18,199	456,814
	Logan	54,750	370,402	10	5	34,823	17,421	17,935	5,959	0	36,619	537,909
	McLean	94,540	1,627,008	50	24	214,045	70,828	176,444	13,902	0	364,151	2,560,918
	Woodford	53,599	179,815	8	0	54,250	2,900	95,974	2,745	0	56,486	445,769
11th....	Circuit Total	316,089	2,534,375	82	32	345,210	106,388	329,400	25,679	0	537,916	4,195,057

*Includes expenditures paid from the County General Fund

**CIRCUIT CLERK
COST OF OPERATING BY COUNTY
DECEMBER 1, 2012 - NOVEMBER 30, 2013**

COST OF OPERATING CLERK'S OFFICE												
CIRCUIT	COUNTY	CLERK'S SALARY	ALL OTHER PERSONNEL SALARIES	FULL TIME STAFF	PART TIME STAFF	AUTOMATION EXPENSES *	MAINTENANCE AND CHILD SUPPORT EXPENSES*	COURT DOCUMENT STORAGE EXPENSES *	OPERATION & ADMIN. FUND EXPENSES	E-CITATION EXPENSES	OTHER OFFICE EXPENSES	TOTAL COST OF OPERATING EXPENSES
12th....	Will	93,115	4,220,813	174	0	1,308,684	181,164	1,577,521	253,108	0	3,059,071	10,693,476
12th....	Circuit Total	93,115	4,220,813	174	0	1,308,684	181,164	1,577,521	253,108	0	3,059,071	10,693,476
13th....	Bureau	55,044	138,762	9	0	33,330	24,589	37,522	0	0	11,860	301,107
	Grundy	76,696	142,521	8	0	102,724	21,132	36,570	15,250	0	8,062	402,955
	LaSalle	59,336	987,526	30	9	226,954	37,129	200,226	17,960	0	7,271	1,536,402
13th....	Circuit Total	191,076	1,268,809	47	9	363,008	82,850	274,318	33,210	0	27,193	2,240,464
14th....	Henry	64,130	270,944	10	1	104,547	22,613	28,512	876	0	59,139	550,762
	Mercer	50,661	0	3	0	20,702	3,648	14,045	848	0	5,436	95,340
	Rock Island	90,000	1,285,891	37	2	273,345	181,242	218,942	21,629	0	0	2,071,050
	Whiteside	70,651	141,240	11	2	166,281	16,253	151,498	5,687	0	40,631	592,241
14th....	Circuit Total	275,442	1,698,074	61	5	564,875	223,757	412,997	29,041	0	105,206	3,309,393
15th....	Carroll	47,596	68,752	4	0	12,335	6,769	7,422	0	0	13,835	156,709
	Jo Daviess	57,232	135,685	5	0	37,027	10,000	20,799	2,931	0	19,059	282,735
	Lee	59,062	312,916	10	6	77,618	27,804	65,147	4,193	0	16,459	563,200
	Ogle	68,500	474,463	12	0	75,085	0	22,040	1,744	0	24,738	666,570
	Stephenson	54,404	189,459	15	0	120,076	43,736	125,988	7,397	0	11,654	552,712
15th....	Circuit Total	286,794	1,181,275	46	6	322,141	88,310	241,396	16,266	0	85,744	2,221,925
16th....	Kane	90,655	2,992,016	108	1	452,001	104,780	587,652	267,611	101,003	2,263,534	6,859,252
16th....	Circuit Total	90,655	2,992,016	108	1	452,001	104,780	587,652	267,611	101,003	2,263,534	6,859,252
17th....	Boone	67,845	408,084	19	4	95,037	40,000	102,534	18,614	0	35,077	767,191
	Winnebago	82,531	2,404,597	75	7	781,763	82,773	729,844	0	0	906,460	4,987,967
17th....	Circuit Total	150,376	2,812,681	94	11	876,799	122,773	832,378	18,614	0	941,537	5,755,158
18th....	DuPage	155,531	7,295,607	174	3	2,409,127	334,646	2,155,785	448,100	186,223	676,025	13,661,044
18th....	Circuit Total	155,531	7,295,607	174	3	2,409,127	334,646	2,155,785	448,100	186,223	676,025	13,661,044
19th....	Lake	119,326	5,410,664	142	16	263,299	104,002	1,358,085	0	0	2,791,827	10,047,203
19th....	Circuit Total	119,326	5,410,664	142	16	263,299	104,002	1,358,085	0	0	2,791,827	10,047,203
20th....	Monroe	68,148	168,330	4	2	8,870	0	0	0	0	20,112	265,460
	Perry	51,920	96,676	4	0	16,331	12,046	2,233	1,598	0	19,572	200,376
	Randolph	59,287	201,110	6	1	80,000	41,280	4,687	6,447	0	24,415	417,225
	St. Clair	95,899	1,762,729	57	0	335,597	239,814	488,137	0	0	15,257	2,937,432
	Washington	50,900	80,874	3	0	17,559	3,480	40,057	1,102	0	8,709	202,680
20th....	Circuit Total	326,153	2,309,719	74	3	458,356	296,620	535,114	9,147	0	88,065	4,023,174
21st....	Iroquois	52,000	182,690	7	0	49,254	25,215	36,138	13,533	0	0	358,829
	Kankakee	74,381	736,850	37	0	254,844	46,632	421,974	30,055	0	37,129	1,601,865
21st....	Circuit Total	126,381	919,540	44	0	304,097	71,847	458,112	43,588	0	37,129	1,960,694
22nd....	McHenry	104,750	1,649,744	65	1	407,233	185,417	334,844	71,464	42,564	55,526	2,851,542
22nd....	Circuit Total	104,750	1,649,744	65	1	407,233	185,417	334,844	71,464	42,564	55,526	2,851,542
23rd....	DeKalb	95,129	695,287	25	15	318,957	34,228	123,258	16,877	0	405,971	1,689,707
	Kendall	87,446	441,592	25	4	251,205	29,858	167,588	33,504	0	46,966	1,058,159
	Circuit Total	182,575	1,136,878	50	19	570,161	64,087	290,847	50,381	0	452,938	2,747,866
	Downstate Total	6,034,564	52,406,472	1,808	173	12,678,600	3,513,465	13,943,063	1,572,850	338,858	14,100,433	104,588,305
Cook	Cook County	105,000	71,429,350	1,512	0	10,715,767	0	9,304,930	738,531	0	2,792,565	95,086,143
	State Total	6,139,564	123,835,822	3,320	173	23,394,367	3,513,465	23,247,993	2,311,381	338,858	16,892,998	199,674,447

*Includes expenditures paid from the County General Fund

**CIRCUIT CLERK
DISBURSEMENT OF FUNDS BY COUNTY
DECEMBER 1, 2012 - NOVEMBER 30, 2013**

CIRCUIT	COUNTY	MAINTENANCE AND CHILD SUPPORT PAYMENTS	FINES, PENALTIES, ASSESSMENTS AND FORFEITURES MUNICIPALITIES (CITIES, VILLAGES, TOWNS & PARK DISTRICTS)				
			ALL EXCEPT DRUG FINES	DRUG FINES	CRIME LAB & CRIME LAB DUI	OTHER	TOTAL MUNICIPALITIES*
			1st.....	Alexander	823,344	0	0
	Jackson	4,508,566	429,417	4,302	0	69,314	505,972
	Johnson	971,272	17,987	50	0	1,354	19,504
	Massac	1,735,652	87,931	0	0	6,726	94,657
	Pope	279,826	2,107	0	0	0	2,107
	Pulaski	527,570	757,135	0	0	0	757,135
	Saline	2,337,397	93,455	0	0	15,655	109,110
	Union	1,521,465	32,679	0	0	3,290	35,970
	Williamson	7,661,153	320,200	734	0	21,944	349,623
1st.....	Circuit Total	20,366,245	1,740,912	5,086	3,904	118,283	1,877,981
2nd.....	Crawford	2,373,222	80,725	0	0	32,662	113,706
	Edwards	775,227	11,665	0	0	1,300	15,965
	Franklin	4,401,173	162,836	125	0	12,139	175,857
	Gallatin	600,444	9,687	0	0	744	10,431
	Hamilton	1,577,296	13,546	0	1,310	2,465	19,800
	Hardin	350,920	7,102	0	0	931	8,133
	Jefferson	4,482,072	198,217	3,200	0	0	201,602
	Lawrence	1,441,733	48,223	893	1,925	4,246	55,287
	Richland	1,735,293	84,616	395	0	12,943	97,954
	Wabash	3,489,834	45,945	0	5,279	1,830	53,053
	Wayne	1,806,266	9,133	0	0	1,299	10,532
	White	2,062,650	39,849	546	0	8,053	48,448
2nd.....	Circuit Total	25,096,130	711,544	5,159	8,514	78,612	810,768
3rd.....	Bond	1,272,407	103,702	0	0	0	103,702
	Madison	27,250,271	615,311	17,423	0	361,341	1,019,115
3rd.....	Circuit Total	28,522,678	719,013	17,423	0	361,341	1,122,817
4th.....	Christian	4,444,531	139,107	5	6,666	9,983	155,761
	Clay	1,620,608	46,594	30	0	11,866	61,923
	Clinton	2,523,067	162,668	5,745	0	13,433	181,845
	Effingham	3,309,342	65,745	0	0	23,582	89,327
	Fayette	2,135,109	96,232	3,115	440	10,530	110,316
	Jasper	731,285	15,922	0	0	3,494	19,416
	Marion	4,763,700	157,787	7,155	0	37,888	203,149
	Montgomery	2,655,054	190,414	0	0	0	190,414
	Shelby	2,263,725	51,957	400	0	1,419	53,776
4th.....	Circuit Total	24,446,421	926,425	16,450	7,106	112,195	1,065,927
5th.....	Clark	1,586,307	43,751	0	0	4,825	48,576
	Coles	4,322,151	274,274	2,189	35,250	27,029	396,102
	Cumberland	1,244,801	52,998	0	0	7,150	62,233
	Edgar	1,845,607	72,540	1,120	3,737	1,050	78,447
	Vermilion	10,099,199	302,525	0	0	89,573	392,123
5th.....	Circuit Total	19,098,065	746,088	3,309	38,987	129,627	977,481

*Includes Drug Task Force

**CIRCUIT CLERK
DISBURSEMENT OF FUNDS BY COUNTY
DECEMBER 1, 2012 - NOVEMBER 30, 2013**

CIRCUIT	COUNTY	MAINTENANCE AND CHILD SUPPORT PAYMENTS	FINES, PENALTIES, ASSESSMENTS AND FORFEITURES					TOTAL MUNICIPALITIES*
			MUNICIPALITIES (CITIES, VILLAGES, TOWNS & PARK DISTRICTS)					
			ALL EXCEPT DRUG FINES	DRUG FINES	CRIME LAB & CRIME LAB DUI	OTHER		
6th.....	Champaign	15,485,067	805,940	21,460	0	66,053	893,455	
	DeWitt	1,825,139	82,358	0	2,268	1,040	85,665	
	Douglas	1,796,609	85,858	684	1,035	1,418	91,150	
	Macon	17,527,204	533,857	21,930	11,222	134,413	703,419	
	Moultrie	1,783,525	29,198	115	0	7,592	36,905	
	Piatt	1,910,617	43,487	0	3,633	743	47,862	
6th.....	Circuit Total	40,328,160	1,580,698	44,189	18,158	211,259	1,858,456	
7th.....	Greene	1,432,111	34,703	0	0	4,978	40,081	
	Jersey	2,113,322	68,733	0	0	11,432	80,165	
	Macoupin	4,570,361	165,922	0	11,019	11,281	188,351	
	Morgan	4,380,835	102,512	707	0	21,249	124,468	
	Sangamon	25,684,235	775,350	5,817	4,566	256,779	1,042,512	
	Scott	455,417	4,771	0	300	80	5,151	
7th.....	Circuit Total	38,636,281	1,151,990	6,524	15,885	305,799	1,480,727	
8th.....	Adams	8,884,326	455,043	615	10,845	40,991	509,995	
	Brown	666,024	38,192	0	0	2,009	40,201	
	Calhoun	298,235	6,350	0	0	920	7,270	
	Cass	1,683,375	64,979	0	8,012	2,380	75,372	
	Mason	1,784,909	94,562	840	2,634	8,102	106,137	
	Menard	1,441,636	39,363	450	0	4,179	43,992	
	Pike	2,256,059	20,729	0	2,337	1,549	24,615	
	Schuyler	1,239,075	28,802	4	0	5,437	34,682	
8th.....	Circuit Total	18,253,637	748,021	1,909	23,828	65,567	842,263	
9th.....	Fulton	5,328,336	107,137	1,188	6,642	8,435	123,401	
	Hancock	2,106,628	50,090	765	0	0	50,855	
	Henderson	1,052,103	12,965	0	0	0	12,965	
	Knox	8,350,083	290,586	6,234	0	6,104	302,924	
	McDonough	3,449,977	337,844	1,887	0	40,979	387,728	
	Warren	2,482,392	74,711	1,662	270	29,117	105,760	
9th.....	Circuit Total	22,769,519	873,333	11,736	6,912	84,635	983,633	
10th.....	Marshall	1,464,657	40,484	7,257	0	4,455	52,195	
	Peoria	23,179,256	849,596	45	69,223	55,002	973,867	
	Putnam	589,234	14,387	364	0	4,409	90,310	
	Stark	645,750	10,589	0	0	1,170	11,759	
	Tazewell	18,518,240	1,350,395	11,364	0	0	1,369,494	
10th.....	Circuit Total	44,397,137	2,265,451	19,030	69,223	65,036	2,497,626	
11th.....	Ford	1,245,486	51,732	0	0	11,317	64,756	
	Livingston	4,858,490	177,955	423	17,752	38,434	234,563	
	Logan	3,397,929	110,866	2,212	0	0	113,079	
	McLean	22,619,671	1,088,881	15,851	0	127,835	1,249,892	
	Woodford	4,177,071	144,128	1,443	0	31,568	177,139	
11th.....	Circuit Total	36,298,647	1,573,562	19,929	17,752	209,154	1,839,428	

*Includes Drug Task Force

**CIRCUIT CLERK
DISBURSEMENT OF FUNDS BY COUNTY
DECEMBER 1, 2012 - NOVEMBER 30, 2013**

CIRCUIT	COUNTY	MAINTENANCE AND CHILD SUPPORT PAYMENTS	FINES, PENALTIES, ASSESSMENTS AND FORFEITURES					TOTAL MUNICIPALITIES*
			MUNICIPALITIES (CITIES, VILLAGES, TOWNS & PARK DISTRICTS)					
			ALL EXCEPT DRUG FINES	DRUG FINES	CRIME LAB & CRIME LAB DUI	OTHER		
12th.....	Will	76,172,355	3,945,604	61,572	0	0	4,110,282	
12th.....	Circuit Total	76,172,355	3,945,604	61,572	0	0	4,110,282	
13th.....	Bureau	4,386,306	59,977	9,568	0	17,077	88,091	
	Grundy	6,410,363	128,175	5,466	5,002	19,812	158,455	
	LaSalle	13,739,519	459,325	42,541	0	98,065	612,694	
13th.....	Circuit Total	24,536,188	647,477	57,575	5,002	134,954	859,240	
14th.....	Henry	6,539,168	215,067	9,470	24,786	7,875	258,697	
	Mercer	1,677,873	30,747	0	0	14,359	45,106	
	Rock Island	20,665,299	885,247	8,560	95,182	51,429	1,040,418	
	Whiteside	9,020,843	210,363	7,087	0	31,290	295,931	
14th.....	Circuit Total	37,903,184	1,341,424	25,117	119,968	104,952	1,640,152	
15th.....	Carroll	1,284,916	70,863	30	7,841	2,701	81,475	
	Jo Daviess	1,179,795	120,456	0	0	15,895	136,350	
	Lee	4,206,788	166,982	1,090	0	19,673	187,745	
	Ogle	5,797,859	299,371	2,898	0	20,644	324,088	
	Stephenson	4,777,062	271,278	1,687	12,184	29,408	319,723	
15th.....	Circuit Total	17,246,420	928,950	5,704	20,025	88,321	1,049,382	
16th.....	Kane	51,680,944	2,182,055	59,010	100,288	468,514	2,830,652	
16th.....	Circuit Total	51,680,944	2,182,055	59,010	100,288	468,514	2,830,652	
17th.....	Boone	5,275,181	326,152	216	0	26,240	352,608	
	Winnebago	29,251,867	2,140,974	27,800	0	18,795	2,193,410	
17th.....	Circuit Total	34,527,047	2,467,126	28,016	0	45,035	2,546,018	
18th.....	DuPage	88,755,256	10,149,743	0	0	0	10,165,794	
18th.....	Circuit Total	88,755,256	10,149,743	0	0	0	10,165,794	
19th.....	Lake	47,683,519	8,043,689	14,918	0	0	8,074,390	
19th.....	Circuit Total	47,683,519	8,043,689	14,918	0	0	8,074,390	
20th.....	Monroe	2,954,809	180,885	0	7,594	20,358	208,837	
	Perry	2,684,372	59,750	0	0	29,750	89,500	
	Randolph	4,313,459	148,422	2,922	0	15,364	166,708	
	St. Clair	30,153,115	778,430	1,875	0	445,166	1,226,620	
	Washington	1,331,612	29,534	1,075	0	8,959	39,643	
20th.....	Circuit Total	41,437,367	1,197,021	5,872	7,594	519,596	1,731,307	
21st.....	Iroquois	2,329,053	37,640	83	0	6,741	44,464	
	Kankakee	11,388,895	399,447	3,569	0	52,941	455,957	
21st.....	Circuit Total	13,717,948	437,087	3,652	0	59,682	500,421	
22nd.....	McHenry	31,792,822	3,000,562	23,854	0	328,957	3,355,965	
22nd.....	Circuit Total	31,792,822	3,000,562	23,854	0	328,957	3,355,965	
23rd.....	DeKalb	9,870,968	604,510	5,518	21,981	0	632,571	
	Kendall	11,492,729	240,989	11,701	0	82,365	351,284	
23rd.....	Circuit Total	21,363,697	845,499	17,219	21,981	82,365	983,855	
	Downstate Total	805,029,671	48,223,273	453,251	485,127	3,573,883	53,204,566	
Cook	Cook County	339,616,258	11,406,445	108,281	90	3,247,492	14,762,308	
	State Total	1,144,645,929	59,629,718	561,532	485,217	6,821,375	67,966,874	

*Includes Drug Task Force

**CIRCUIT CLERK
DISBURSEMENT OF FUNDS BY COUNTY
DECEMBER 1, 2012 - NOVEMBER 30, 2013**

CIRCUIT	COUNTY	FINES, PENALTIES, ASSESSMENTS AND FORFEITURES (CONTINUED)							
		TOWNSHIPS	COUNTY						
		TOTAL TOWNSHIPS *	CRIMINAL CASES	TRAFFIC CASES	DRUG FINES	CRIME LAB	CRIME LAB DUI	OTHER **	TOTAL COUNTY
1st.....	Alexander	166,102	53,520	309,223	0	2,260	1,644	0	366,647
	Jackson	100	253,822	128,034	28,180	0	0	341,395	751,430
	Johnson	0	48,099	156,769	150	0	0	87,809	292,828
	Massac	100	92,283	157,502	0	0	0	143,544	393,329
	Pope	5,417	19,878	20,789	206	0	0	9,627	50,501
	Pulaski	0	13,625	540,350	0	894	1,088	742,999	1,298,955
	Saline	0	307,526	76,150	1,627	0	0	71,608	456,911
	Union	0	97,400	163,803	0	0	0	7,715	268,919
	Williamson	0	103,346	344,159	10,273	0	0	189,396	647,173
1st.....	Circuit Total	171,719	989,498	1,896,779	40,435	3,154	2,732	1,594,094	4,526,692
2nd.....	Crawford	0	102,323	56,907	0	0	0	50,486	209,716
	Edwards	0	32,496	36,815	0	0	0	16,762	86,074
	Franklin	500	331,951	190,272	4,871	0	0	59,695	586,789
	Gallatin	0	81,443	47,221	135	0	0	17,646	146,445
	Hamilton	0	46,946	38,211	1,192	0	0	8,902	95,252
	Hardin	0	37,786	23,588	589	0	0	10,702	72,665
	Jefferson	9,778	165,621	151,852	6,100	0	0	0	323,573
	Lawrence	0	103,961	60,505	12,671	0	0	23,524	200,661
	Richland	0	71,005	57,770	79	0	0	37,706	166,559
	Wabash	0	50,748	23,584	0	0	817	15,434	90,584
	Wayne	0	12,327	135,759	81	0	0	52,846	201,013
	White	0	66,582	143,050	1,153	0	0	57,483	268,268
2nd.....	Circuit Total	10,278	1,103,189	965,534	26,870	0	817	351,187	2,447,597
3rd.....	Bond	0	57,641	475,145	0	0	300	238,017	771,102
	Madison	2,985	69,279	325,215	34,636	0	0	770,539	1,199,669
3rd.....	Circuit Total	2,985	126,920	800,360	34,636	0	300	1,008,556	1,970,771
4th.....	Christian	1,029	91,101	137,944	6,426	10,601	7,165	83,449	336,687
	Clay	0	76,957	43,423	0	4,932	0	20,656	145,968
	Clinton	150	140,190	79,063	7,302	5,974	0	31,072	263,600
	Effingham	0	135,407	390,105	0	25,648	16,227	161,420	728,806
	Fayette	0	101,323	31,325	3,115	0	440	150,374	286,576
	Jasper	0	41,498	34,055	0	0	0	18,995	94,548
	Marion	50	76,001	176,279	13,173	0	0	108,820	374,273
	Montgomery	9,291	179,008	265,480	0	0	0	1,709	446,197
	Shelby	0	116,139	64,308	0	0	0	37,838	218,284
4th.....	Circuit Total	10,520	957,624	1,221,981	30,016	47,154	23,832	614,332	2,894,939
5th.....	Clark	0	64,747	87,580	880	0	0	46,111	199,318
	Coles	550	321,865	310,242	25,250	4,319	16,806	110,391	788,873
	Cumberland	93	52,498	78,670	0	0	0	41,950	173,118
	Edgar	2,607	117,962	50,403	7,524	0	0	5,053	180,942
	Vermilion	1,094	53,486	165,644	0	0	0	86,156	305,286
5th.....	Circuit Total	4,344	610,557	692,539	33,654	4,319	16,806	289,661	1,647,537

* Includes Drug Fines

** Includes Percentage Distribution to County General Corporate Fund & Boating Fines paid to County

**CIRCUIT CLERK
DISBURSEMENT OF FUNDS BY COUNTY
DECEMBER 1, 2012 - NOVEMBER 30, 2013**

CIRCUIT	COUNTY	FINES, PENALTIES, ASSESSMENTS AND FORFEITURES (CONTINUED)							
		TOWNSHIPS	COUNTY						
		TOTAL TOWNSHIPS *	CRIMINAL CASES	TRAFFIC CASES	DRUG FINES	CRIME LAB	CRIME LAB DUI	OTHER **	TOTAL COUNTY
6th.....	Champaign	30,387	253,572	542,969	31,338	0	0	333,147	1,161,026
	DeWitt	0	74,229	95,712	2,095	958	0	63,109	236,103
	Douglas	0	36,801	130,206	4,494	0	0	68,395	239,896
	Macon	2,961	118,071	129,888	37,385	55	0	316,714	602,113
	Moultrie	427	64,392	127,220	203	0	0	51,537	243,352
	Piatt	0	42,109	124,449	308	3,367	3,635	115,817	289,685
6th.....	Circuit Total	33,775	589,175	1,150,445	75,822	4,380	3,635	948,719	2,772,175
7th.....	Greene	0	22,923	28,062	4,974	0	0	51,351	107,310
	Jersey	0	72,830	128,354	38	0	0	10,169	211,391
	Macoupin	200	161,448	196,549	0	0	7,113	65,394	430,505
	Morgan	0	133,127	57,316	4,200	0	0	159,614	354,258
	Sangamon	24,803	16,786	555,520	16,273	0	0	282,588	871,167
	Scott	0	11,369	40,251	0	0	0	29,471	81,090
7th.....	Circuit Total	25,003	418,483	1,006,052	25,485	0	7,113	598,588	2,055,720
8th.....	Adams	3,371	238,941	255,610	2,869	913	0	111,307	609,641
	Brown	0	16,403	47,933	760	0	0	27,241	92,337
	Calhoun	0	11,757	33,490	0	0	0	9,666	54,913
	Cass	0	56,777	50,516	0	0	0	20,631	127,924
	Mason	0	90,071	96,011	0	143	0	21,295	207,520
	Menard	0	30,321	47,170	1,589	0	0	22,766	101,846
	Pike	0	151,843	254,319	3,923	24,100	0	88,653	522,838
	Schuyler	4,882	35,985	92,781	282	0	0	44,896	173,944
8th.....	Circuit Total	8,253	632,098	877,830	9,423	25,156	0	346,455	1,890,962
9th.....	Fulton	0	206,172	6,874	4,117	0	0	337,404	554,566
	Hancock	0	32,786	46,722	995	0	0	2,412	82,915
	Henderson	15,184	26,714	83,006	0	0	0	93,178	202,898
	Knox	0	121,593	173,340	0	990	0	101,432	397,355
	McDonough	10,495	223,494	92,628	4,719	0	0	104,235	425,076
	Warren	0	52,697	108,590	3,866	370	0	40,673	206,196
9th.....	Circuit Total	25,679	663,456	511,159	13,697	1,360	0	679,334	1,869,006
10th.....	Marshall	0	38,183	49,884	375	0	0	78,319	166,761
	Peoria	1,519	243,043	238,088	0	0	20,610	923,901	1,425,642
	Putnam	0	20,932	38,556	327	0	0	18,490	78,305
	Stark	0	17,327	54,677	273	0	0	26,611	98,888
	Tazewell	0	204,997	625,525	17,470	0	0	27,771	875,763
10th.....	Circuit Total	1,519	524,482	1,006,730	18,445	0	20,610	1,075,091	2,645,358
11th.....	Ford	12,432	44,007	35,648	0	0	0	8,647	88,302
	Livingston	2,521	213,209	331,091	2,838	0	0	98,148	645,285
	Logan	5,063	68,883	229,536	7,624	0	0	270,840	576,882
	McLean	11,807	351,595	515,147	57,279	0	0	642,699	1,566,720
	Woodford	0	94,131	171,797	4,436	0	0	72,032	342,396
11th.....	Circuit Total	31,823	771,824	1,283,219	72,176	0	0	1,092,366	3,219,585

* Includes Drug Fines

** Includes Percentage Distribution to County General Corporate Fund & Boating Fines paid to County

**CIRCUIT CLERK
DISBURSEMENT OF FUNDS BY COUNTY
DECEMBER 1, 2012 - NOVEMBER 30, 2013**

CIRCUIT	COUNTY	FINES, PENALTIES, ASSESSMENTS AND FORFEITURES (CONTINUED)							
		TOWNSHIPS	COUNTY						
		TOTAL TOWNSHIPS *	CRIMINAL CASES	TRAFFIC CASES	DRUG FINES	CRIME LAB	CRIME LAB DUI	OTHER **	TOTAL COUNTY
12th.....	Will	70,510	364,861	1,068,214	186,418	0	0	2,131,767	3,751,259
12th.....	Circuit Total	70,510	364,861	1,068,214	186,418	0	0	2,131,767	3,751,259
13th.....	Bureau	0	33,568	89,516	28,488	0	0	84,099	235,671
	Grundy	50	113,861	319,263	28,528	0	4,817	154,861	621,330
	LaSalle	8,386	278,651	277,385	5,059	0	0	782,823	1,343,918
13th.....	Circuit Total	8,436	426,080	686,164	62,075	0	4,817	1,021,783	2,200,919
14th.....	Henry	3,204	444,736	267,190	41,480	1,542	13,902	131,250	900,101
	Mercer	0	129,175	88,864	480	3,189	0	58,845	280,553
	Rock Island	950	154,342	444,395	9,353	1,587	23,324	281,663	914,664
	Whiteside	3,952	151,889	320,361	18,320	0	0	152,603	643,173
14th.....	Circuit Total	8,105	880,143	1,120,810	69,633	6,318	37,226	624,361	2,738,491
15th.....	Carroll	0	24,932	56,458	122	0	3,993	46,159	131,664
	Jo Daviess	1,272	20,768	115,832	0	0	0	101,224	237,824
	Lee	2,573	61,713	226,486	124	0	0	119,663	407,986
	Ogle	0	99,590	640,310	2,305	0	0	368,581	1,110,787
	Stephenson	7,308	283,681	187,439	3,445	0	9,220	107,726	591,511
15th.....	Circuit Total	11,153	490,684	1,226,526	5,996	0	13,213	743,353	2,479,772
16th.....	Kane	7,245	602,998	412,343	70,896	0	0	2,150,161	3,236,398
16th.....	Circuit Total	7,245	602,998	412,343	70,896	0	0	2,150,161	3,236,398
17th.....	Boone	63,706	153,506	604,452	459	0	0	196,523	954,939
	Winnebago	18,559	476,346	927,684	25,794	0	0	2,005,978	3,435,802
17th.....	Circuit Total	82,265	629,851	1,532,136	26,253	0	0	2,202,501	4,390,741
18th.....	DuPage	205,577	629,932	944,899	23,228	131,267	0	7,389,408	9,118,734
18th.....	Circuit Total	205,577	629,932	944,899	23,228	131,267	0	7,389,408	9,118,734
19th.....	Lake	1,607	262,670	1,686,970	26,047	39,565	840	2,164,649	4,180,742
19th.....	Circuit Total	1,607	262,670	1,686,970	26,047	39,565	840	2,164,649	4,180,742
20th.....	Monroe	4,448	51,807	32,720	0	0	1,881	36,244	122,652
	Perry	0	125,290	47,730	0	0	0	15,144	188,164
	Randolph	0	62,773	91,339	14,555	0	0	4,527	173,193
	St. Clair	5,702	80,142	424,016	10,163	1,369	0	1,053,078	1,568,769
	Washington	0	47,690	108,646	300	0	0	52,735	209,372
20th.....	Circuit Total	10,150	367,702	704,452	25,018	1,369	1,881	1,161,728	2,262,150
21st.....	Iroquois	0	75,678	231,840	355	0	0	2,226	310,099
	Kankakee	2,439	37,413	387,511	3,077	0	0	601,214	1,029,215
21st.....	Circuit Total	2,439	113,091	619,351	3,432	0	0	603,440	1,339,313
22nd.....	McHenry	34,004	361,847	327,947	93,155	1,913	0	166,602	951,465
22nd.....	Circuit Total	34,004	361,847	327,947	93,155	1,913	0	166,602	951,465
23rd.....	DeKalb	8,862	245,494	360,408	11,820	0	0	772,325	1,390,048
	Kendall	32,586	228,429	201,047	33,749	0	0	456,019	919,244
23rd.....	Circuit Total	41,448	473,923	561,455	45,570	0	0	1,228,344	2,309,292
	Downstate Total	808,837	12,991,090	22,303,895	1,018,381	265,956	133,823	30,186,478	66,899,621
Cook	Cook County	345,424	3,594,009	15,343,607	1,245	0	0	0	18,938,861
	State Total	1,154,261	16,585,099	37,647,502	1,019,626	265,956	133,823	30,186,478	85,838,482

* Includes Drug Fines

** Includes Percentage Distribution to County General Corporate Fund & Boating Fines paid to County

**CIRCUIT CLERK
DISBURSEMENT OF FUNDS BY COUNTY
DECEMBER 1, 2012 - NOVEMBER 30, 2013**

		FINES, PENALTIES, ASSESSMENTS AND FORFEITURES (CONTINUED)									
		STATE									
CIRCUIT	COUNTY	TOTAL		LUMP	DRUG		STATE	VIOLENT	TRAFFIC &	DRIVERS	DOMESTIC
		DNR FUNDS	ROAD FUND	SURCHARGE	TRAFFIC	CRIME	POLICE	CRIME	CRIMINAL	EDUCATION	VIOL. SHEL.
					PREVENTION	LAB	DUI FUND	VICTIMS ASST	CONVICTION	FUND	& SERV. FND.
1st.....	Alexander	0	139,938	0	0	0	0	19,278	11,587	31,846	5
	Jackson	4,142	428	102,136	0	374	11,903	1,167	4,120	10,737	10,250
	Johnson	5,269	3,610	29,282	75	907	2,306	15,912	485	6,304	640
	Massac	2,137	5,363	49,065	400	952	0	20,190	818	11,518	3,265
	Pope	3,096	0	9,584	0	50	2,131	2,861	118	2,164	9
	Pulaski	4,328	1,667	52,272	0	0	572	12,062	592	2,857	226
	Saline	1,569	963	44,514	0	1,460	2,117	21,092	4,386	20,388	1,169
	Union	1,971	3,565	68,230	0	2,685	3,979	8,655	1,492	12,261	1,835
	Williamson	7,181	258,455	206,189	0	4,743	5,313	30,357	64	20,410	4,603
1st.....	Circuit Total	29,693	413,989	561,271	475	11,172	28,321	131,573	23,662	118,485	22,001
2nd.....	Crawford	2,382	0	68,901	0	2,656	0	29,205	785	9,587	90
	Edwards	70	0	16,068	0	100	514	7,172	80	3,392	1,504
	Franklin	11,630	107	128,744	0	985	4,948	76,363	22,298	19,223	5,350
	Gallatin	639	12,080	24,399	0	1,181	3,936	9,107	8	2,820	0
	Hamilton	7,816	1,795	21,351	0	810	100	9,808	913	2,197	1,599
	Hardin	1,742	2,770	12,219	0	253	1,320	5,013	1,732	1,624	0
	Jefferson	1,697	0	8,086	0	9,626	342	34,669	47,005	12,532	0
	Lawrence	884	2,395	60,038	2	390	742	25,058	3,137	6,576	670
	Richland	907	0	40,490	0	4,720	0	35,009	92	7,200	0
	Wabash	401	0	33,730	0	1,722	0	16,394	32	4,881	0
	Wayne	5,692	865	35,305	61	1,595	10,641	11,204	305	4,774	0
	White	3,542	5,465	58,756	240	4,790	4,537	36,813	56	11,161	100
2nd.....	Circuit Total	37,403	25,477	508,086	303	28,828	27,081	295,815	76,443	85,967	9,313
3rd.....	Bond	3,909	0	144,032	0	0	0	14,120	0	27,039	0
	Madison	2,734	368,399	23,974	0	7,628	7,394	13,543	211,914	5,714	0
3rd.....	Circuit Total	6,643	368,399	168,006	0	7,628	7,394	27,663	211,914	32,753	0
4th.....	Christian	4,897	235	75,598	6,414	2,210	1,720	39,887	756	13,843	1,194
	Clay	1,806	850	43,033	125	875	4,002	23,976	24	4,466	131
	Clinton	7,780	802	105,441	572	630	15	21,923	603	21,293	3,880
	Effingham	1,724	0	146,617	1,116	6,256	51,861	58,495	8	30,445	3,758
	Fayette	12,171	178,550	119,658	0	2,966	440	13,963	0	5,576	4,760
	Jasper	5,143	2,700	23,702	0	425	2,640	3,199	142	1,399	1,157
	Marion	7,926	4,145	117,044	50	2,555	13,494	74,917	206	14,526	4,221
	Montgomery	8,740	62,107	170,251	2,129	4,599	2,065	59,674	120	28,814	1,486
	Shelby	21,433	270	72,162	75	565	967	33,931	501	7,400	3,960
4th.....	Circuit Total	71,619	249,659	873,506	10,480	21,081	77,204	329,965	2,361	127,762	24,546
5th.....	Clark	3,906	0	80,346	425	2,260	3,589	14,286	298	7,802	1,434
	Coles	3,835	0	204,332	982	2,909	1,777	93,193	0	39,179	600
	Cumberland	1,230	1,075	33,292	0	1,153	2,510	8,641	16	7,051	1,695
	Edgar	1,825	2,304	35,867	991	2,013	0	13,342	299	7,362	1,420
	Vermilion	5,747	26,112	150,364	0	0	280	65,621	32	23,516	1,275
5th.....	Circuit Total	16,543	29,491	504,202	2,398	8,335	8,156	195,083	645	84,909	6,424

**CIRCUIT CLERK
DISBURSEMENT OF FUNDS BY COUNTY
DECEMBER 1, 2012 - NOVEMBER 30, 2013**

		FINES, PENALTIES, ASSESSMENTS AND FORFEITURES (CONTINUED)									
		STATE									
CIRCUIT	COUNTY	TOTAL		LUMP	DRUG		STATE	VIOLENT	TRAFFIC &	DRIVERS	DOMESTIC
		DNR FUNDS	ROAD FUND	SURCHARGE	TRAFFIC PREVENTION	CRIME LAB	POLICE DUI FUND	CRIME VICTIMS ASST	CRIMINAL CONVICTION	EDUCATION FUND	VIOL. SHELTER & SERV. FND.
6th.....	Champaign	1,924	44,315	433,622	4,806	26,059	29,277	149,066	13,056	92,685	7,078
	DeWitt	17,115	430	57,701	25	0	0	17,711	36	10,705	68
	Douglas	2,393	10,061	54,343	2,929	3,289	1,307	32,318	0	16,621	1,734
	Macon	1,713	91,037	229,522	0	5,764	6,820	136,128	6,205	44,957	14,539
	Moultrie	9,325	750	27,179	57	413	518	12,805	4	4,619	465
	Piatt	1,002	9,740	39,839	0	0	5,162	22,158	24	12,071	2,286
6th.....	Circuit Total	33,472	156,333	842,206	7,817	35,524	43,084	370,187	19,325	181,659	26,169
7th.....	Greene	1,128	550	5,955	0	1,578	664	2,870	438	1,475	200
	Jersey	13,666	190	83,650	50	16	11,528	15,416	638	3,446	499
	Macoupin	4,033	4,404	99,468	0	4,120	9,230	34,847	4,317	19,759	11,150
	Morgan	1,320	4,927	63,039	390	3,982	643	19,776	702	5,566	2,910
	Sangamon	10,944	189,119	44,956	3,615	446	82,140	237,609	352,651	123,318	7,176
	Scott	141	2,860	3,722	0	180	2,075	1,560	0	1,378	0
7th.....	Circuit Total	31,230	202,050	300,791	4,055	10,321	106,280	312,079	358,747	154,941	21,935
8th.....	Adams	7,098	5,956	168,778	1,588	10,666	23,410	137,327	1,227	47,754	6,301
	Brown	2,238	0	21,863	150	1,547	1,550	6,214	0	2,174	9
	Calhoun	3,589	0	12,023	0	441	4,946	7,427	4	1,863	457
	Cass	3,672	590	59,984	375	1,940	300	32,412	8	11,469	4,228
	Mason	5,077	0	57,369	1,028	1,224	750	26,726	16	8,247	5,440
	Menard	1,128	595	38,733	100	1,700	450	14,706	0	6,482	1,749
	Pike	2,236	29,769	86,452	37	4,152	4,494	32,859	2,572	13,617	2,566
	Schuyler	2,712	8,650	45,094	250	2,523	100	17,134	0	6,425	855
8th.....	Circuit Total	27,751	45,560	490,296	3,528	24,193	36,000	274,804	3,827	98,031	21,605
9th.....	Fulton	2,804	19,608	3,428	0	8,303	1,496	27,306	35,191	3,599	8,548
	Hancock	3,151	5,670	25,478	152	856	521	19,903	2,733	6,282	1,191
	Henderson	444	14,765	11,787	384	1,242	19,714	1,689	12	2,407	1,251
	Knox	1,784	1,627	103,481	915	7,382	14,014	43,147	0	16,933	6,604
	McDonough	592	18,543	213,656	239	8,686	9,970	76,222	21	13,762	9,647
	Warren	200	6,467	53,417	2,599	4,057	5,188	4,426	47	5,721	1,756
9th.....	Circuit Total	8,975	66,680	411,247	4,289	30,525	50,902	172,693	38,004	48,704	28,998
10th.....	Marshall	573	7,466	12,915	228	900	166	6,047	330	52	1,190
	Peoria	6,974	36,740	101,551	3,280	20,682	38,215	91,225	14,318	29,263	15,051
	Putnam	3,138	3,075	42,554	2,075	6,001	1,240	12,991	4	3,800	0
	Stark	70	1,461	16,312	0	125	0	6,650	12	3,768	1,706
	Tazewell	3,181	22,494	488,682	1,588	18,639	150	245,596	0	93,016	13,676
10th.....	Circuit Total	13,937	71,236	662,014	7,170	46,347	39,771	362,509	14,664	129,899	31,623
11th.....	Ford	0	0	39,919	4,405	0	1,297	17,914	129	12,441	0
	Livingston	1,824	37,799	138,114	175	11,111	5,699	46,520	44	22,284	3,804
	Logan	1,705	0	41,704	365	1,975	1,851	24,425	980	9,759	6,196
	McLean	2,002	233,102	582,855	2,588	17,199	51,622	241,721	2,439	67,025	12,677
	Woodford	558	950	111,479	42	800	42,769	40,307	0	17,969	1,498
11th.....	Circuit Total	6,089	271,851	914,071	7,575	31,085	103,238	370,887	3,592	129,477	24,175

**CIRCUIT CLERK
DISBURSEMENT OF FUNDS BY COUNTY
DECEMBER 1, 2012 - NOVEMBER 30, 2013**

		FINES, PENALTIES, ASSESSMENTS AND FORFEITURES (CONTINUED)									
		STATE									
CIRCUIT	COUNTY	TOTAL DNR FUNDS	ROAD FUND	LUMP SUM SURCHARGE	DRUG TRAFFIC PREVENTION	CRIME LAB	STATE POLICE DUI FUND	VIOLENT CRIME VICTIMS ASST	TRAFFIC & CRIMINAL CONVICTION	DRIVERS EDUCATION FUND	DOMESTIC VIOL. SHELTT. & SERV. FND.
12th.....	Will	16,275	806,396	1,624,663	50	36,994	26,951	786,719	0	415,573	48,114
12th.....	Circuit Total	16,275	806,396	1,624,663	50	36,994	26,951	786,719	0	415,573	48,114
13th.....	Bureau	4,950	330	68,769	11,183	1,910	3,553	30,542	16	8,552	3,969
	Grundy	4,408	0	141,987	23,204	15,405	1,216	38,887	1,356	31,456	0
	LaSalle	36,893	3,390	176,390	100,915	8,100	10,178	69,768	492	37,346	9,510
13th.....	Circuit Total	46,251	3,720	387,146	135,302	25,415	14,947	139,197	1,864	77,354	13,479
14th.....	Henry	1,242	4,140	110,855	850	7,905	8,015	53,595	3,734	22,852	5,888
	Mercer	4,816	1,990	52,763	0	1,350	0	21,153	2,572	9,927	795
	Rock Island	8,992	679,372	485,477	99	13,279	43,718	100,736	2,405	53,120	5,802
	Whiteside	5,222	3,520	135,055	736	9,833	8,297	78,489	1,491	30,883	5,512
14th.....	Circuit Total	20,272	689,022	784,150	1,684	32,368	60,029	253,972	10,202	116,782	17,998
15th.....	Carroll	3,579	6,743	26,674	16	1,134	26,545	11,290	263	4,682	4,819
	Jo Daviess	3,446	1,200	53,465	25	744	3,939	21,112	181	8,438	803
	Lee	1,136	4,442	119,453	175	923	135	43,232	48	20,710	5,552
	Ogle	7,903	530	159,310	0	7,651	2,333	47,231	2,810	18,746	5,016
	Stephenson	4,348	3,560	163,076	0	5,234	44,476	58,705	72	13,617	12,790
15th.....	Circuit Total	20,412	16,475	521,978	216	15,685	77,428	181,570	3,374	66,194	28,979
16th.....	Kane	3,517	0	242,382	1,500	21,665	17,929	113,994	0	73,322	46,120
16th.....	Circuit Total	3,517	0	242,382	1,500	21,665	17,929	113,994	0	73,322	46,120
17th.....	Boone	4,125	4,141	228,960	475	6,879	5,746	112,003	986	44,962	5,561
	Winnebago	6,620	8,483	359,124	0	21,435	3,463	186,292	0	107,933	21,360
17th.....	Circuit Total	10,745	12,624	588,084	475	28,314	9,209	298,295	986	152,895	26,921
18th.....	DuPage	134	4,414	69,516	17,801	8,014	607,636	361,320	596,720	407,188	62,900
18th.....	Circuit Total	134	4,414	69,516	17,801	8,014	607,636	361,320	596,720	407,188	62,900
19th.....	Lake	46,161	103,709	1,572,524	0	0	0	1,032,517	1,199	547,818	12,466
19th.....	Circuit Total	46,161	103,709	1,572,524	0	0	0	1,032,517	1,199	547,818	12,466
20th.....	Monroe	6,295	0	69,591	1,320	5,778	200	22,575	200	14,163	0
	Perry	1,005	9,650	51,219	0	0	5,005	20,655	481	12,229	0
	Randolph	10,856	100	55,201	147	4,882	646	35,459	100	13,076	144
	St. Clair	5,627	175,434	103,356	0	6,416	36,978	154,657	48	125,167	389
	Washington	452	0	30,879	0	527	3,450	21,059	152	10,383	30
20th.....	Circuit Total	24,235	185,184	310,246	1,467	17,603	46,279	254,406	981	175,018	563
21st.....	Iroquois	170	61,450	55,226	145	3,085	7,252	58,586	22,233	19,923	259
	Kankakee	16,762	6,852	3,661	1,770	13,045	8,906	35,529	38,412	16,057	11,332
21st.....	Circuit Total	16,932	68,302	58,887	1,915	16,130	16,158	94,115	60,645	35,980	11,591
22nd.....	McHenry	10,754	50,866	90,199	10,184	28,833	3,572	530,752	689,975	170,338	0
22nd.....	Circuit Total	10,754	50,866	90,199	10,184	28,833	3,572	530,752	689,975	170,338	0
23rd.....	DeKalb	3,052	0	154,222	0	6,367	7,707	23,670	0	26,851	28,165
	Kendall	737	501	107,124	178	4,338	4,886	42,521	0	27,041	19,055
23rd.....	Circuit Total	3,789	501	261,345	178	10,705	12,593	66,191	0	53,892	47,220
	Downstate Total	502,831	3,841,939	12,746,814	218,862	496,764	1,420,161	6,956,304	2,119,130	3,484,940	533,141
Cook	Cook County	27,188	146,805	30,360	4,186	67,624	294,801	293,290	0	879,608	71,911
	State Total	530,019	3,988,744	12,777,174	223,048	564,388	1,714,962	7,249,594	2,119,130	4,364,548	605,052

**CIRCUIT CLERK
DISBURSEMENT OF FUNDS BY COUNTY
DECEMBER 1, 2012 - NOVEMBER 30, 2013**

CIRCUIT	COUNTY	FINES, PENALTIES, ASSESSMENTS AND FORFEITURES (CONTINUED)								
		STATE (CONTINUED)								
		DRUG TREAT- MENT	TRAUMA CENTER FUND	% DIST < \$55 FUND	% DIST \$55 > FUND	GENERAL REVENUE FUND	SPINAL CORD CURE TRUST FUND	LEADS MAINTENANCE FUND	FIRE TRUCK REVOLVING LOAN FUND	FORECLOSURE PREVENTION PROGRAM FUND
1st.....	Alexander	0	205	0	0	0	0	45,568	0	994
	Jackson	50,917	868	0	144,123	94,149	15	124	0	3,553
	Johnson	11,509	3,993	0	37,663	18,216	0	58	405	1,568
	Massac	9,459	2,644	0	44,753	29,446	0	168	2,035	2,050
	Pope	753	1,089	0	3,231	4,630	78	0	0	343
	Pulaski	0	9,456	0	320,708	7,226	0	64	0	931
	Saline	9,375	5,602	0	12,145	23,567	371	639	25	3,906
	Union	17,042	9,334	0	16,990	32,572	5	217	969	1,568
	Williamson	23,537	10,640	0	79,264	75,843	0	319	0	8,267
1st.....	Circuit Total	122,592	43,831	0	658,876	285,649	468	47,156	3,434	23,180
2nd.....	Crawford	3,988	9,617	0	10,955	34,624	407	136	0	1,344
	Edwards	1,000	1,453	0	6,293	3,900	39	15	60	735
	Franklin	38,420	17,452	0	26,323	46,674	536	2,901	8	4,704
	Gallatin	3,715	3,529	0	7,084	0	176	410	0	504
	Hamilton	11,578	2,985	0	2,334	4,655	39	219	0	196
	Hardin	6,746	1,432	0	3,100	3,278	49	219	0	147
	Jefferson	36,811	11,410	0	45,572	96,400	0	34,840	0	6,948
	Lawrence	29,216	1,813	0	6,331	27,013	0	1,136	0	1,421
	Richland	25,747	12,929	0	13,980	25,329	522	304	0	966
	Wabash	15,384	8,116	0	6,399	28,987	570	983	115	924
	Wayne	5,067	7,200	0	20,695	16,790	283	43	0	735
	White	21,285	10,589	0	23,359	38,555	307	1,309	0	1,254
2nd.....	Circuit Total	198,957	88,524	0	172,426	326,206	2,928	42,516	183	19,878
3rd.....	Bond	0	15,187	0	95,844	0	0	170	0	2,352
	Madison	4,692	300	0	314,740	242,365	0	214	0	92,939
3rd.....	Circuit Total	4,692	15,487	0	410,584	242,365	0	384	0	95,291
4th.....	Christian	22,181	11,247	29	31,149	27,789	0	132	0	4,508
	Clay	14,505	11,661	0	8,225	27,700	5	0	0	1,904
	Clinton	5,242	13,171	0	11,875	11,709	24	606	696	4,256
	Effingham	34,701	29,725	0	66,971	69,980	1,265	771	4,460	3,164
	Fayette	0	13,271	0	35,194	0	492	0	53	3,003
	Jasper	5,022	2,673	0	8,018	10,270	5	29	0	532
	Marion	10,152	17,328	0	37,732	60,436	146	46	983	5,607
	Montgomery	44,926	18,394	0	34,181	64,493	27	2,096	0	3,626
	Shelby	9,098	5,667	0	11,938	28,853	44	116	0	0
4th.....	Circuit Total	145,826	123,137	29	245,284	301,230	2,009	3,797	6,191	26,601
5th.....	Clark	5,303	3,853	0	17,909	28,646	0	37	0	1,757
	Coles	66,311	21,498	0	37,613	84,010	790	2,036	1,050	3,675
	Cumberland	0	3,954	0	0	14,687	180	1,445	90	3,826
	Edgar	1,040	2,710	0	4,405	13,921	0	20	0	1,904
	Vermilion	14,245	17,563	0	34,552	77,620	0	1,385	4,497	13,661
5th.....	Circuit Total	86,899	49,578	0	94,479	218,884	970	4,923	5,637	24,823

**CIRCUIT CLERK
DISBURSEMENT OF FUNDS BY COUNTY
DECEMBER 1, 2012 - NOVEMBER 30, 2013**

CIRCUIT	COUNTY	FINES, PENALTIES, ASSESSMENTS AND FORFEITURES (CONTINUED)								
		STATE (CONTINUED)								
		DRUG TREATMENT	TRAUMA CENTER FUND	% DIST < \$55 FUND	% DIST \$55 > FUND	GENERAL REVENUE FUND	SPINAL CORD CURE TRUST FUND	LEADS MAINTENANCE FUND	FIRE TRUCK REVOLVING LOAN FUND	FORECLOSURE PREVENTION PROGRAM FUND
6th.....	Champaign	53,993	69,331	0	144,665	179,532	3,430	3,475	11,924	24,456
	DeWitt	0	6,119	0	17,372	0	336	519	0	3,359
	Douglas	12,244	8,160	0	23,802	25,124	302	9	593	2,632
	Macon	87,372	39,602	0	102,823	167,029	1,658	1,188	11,974	32,045
	Moultrie	5,269	3,719	0	18,506	19,989	97	99	527	1,806
	Piatt	200	4,701	0	31,236	0	463	0	0	5,247
6th.....	Circuit Total	159,079	131,634	0	338,403	391,674	6,287	5,290	25,018	69,545
7th.....	Greene	2,585	3,141	0	22,381	0	151	845	0	1,659
	Jersey	332	6,776	0	10,242	33,289	0	103	55	3,136
	Macoupin	0	21,251	0	26,698	47,307	512	0	0	10,353
	Morgan	21,270	12,352	0	59,387	29,165	410	88	510	3,178
	Sangamon	42,879	66,189	0	109,578	328,859	190	44,956	0	21,805
	Scott	0	882	0	12,395	3,036	44	0	0	666
7th.....	Circuit Total	67,065	110,592	0	240,682	441,655	1,307	45,992	565	40,797
8th.....	Adams	62,077	47,456	0	42,269	87,611	1,526	212	30	5,663
	Brown	8,192	4,579	0	9,854	13,624	178	0	0	196
	Calhoun	1,582	1,902	0	6,004	2,828	49	0	0	441
	Cass	13,850	9,314	0	4,979	22,641	332	57	1,440	1,421
	Mason	11,817	6,704	0	22,324	16,897	166	363	649	1,897
	Menard	5,535	7,051	0	5,663	25,186	260	0	165	2,279
	Pike	30,233	15,276	0	32,903	41,990	483	350	0	2,051
	Schuyler	6,572	5,204	0	15,916	10,499	117	115	0	987
8th.....	Circuit Total	139,857	97,486	0	139,912	221,276	3,110	1,097	2,284	14,935
9th.....	Fulton	30,134	20,312	0	84,195	51,966	1,045	5,454	408	5,000
	Hancock	7,252	6,305	0	5,989	16,079	211	176	75	784
	Henderson	6,486	14,590	0	35,846	21,198	497	1,319	1,366	490
	Knox	38,718	29,039	0	40,479	54,408	1,116	0	3,076	5,019
	McDonough	52,507	26,574	0	21,382	66,159	755	0	3,679	1,862
	Warren	15,614	13,149	0	12,589	33,722	412	5,948	1,843	1,078
9th.....	Circuit Total	150,710	109,969	0	200,478	243,532	4,036	12,897	10,445	14,233
10th.....	Marshall	4,483	3,944	0	32,873	0	210	57	500	4,395
	Peoria	135,082	68,251	0	354,755	162,408	3,742	5,232	8,679	22,202
	Putnam	24,059	9,925	0	5,603	0	49	58	0	903
	Stark	1,840	3,369	0	8,841	4,144	88	1	0	196
	Tazewell	79,574	78,404	0	135,886	195,449	3,210	0	10,688	38,339
10th.....	Circuit Total	245,037	163,892	0	537,959	362,002	7,298	5,348	19,867	66,036
11th.....	Ford	9,121	2,687	0	6,801	36,690	0	21	0	4,071
	Livingston	42,367	28,715	0	38,746	44,255	990	168	920	5,733
	Logan	13,529	7,396	0	112,489	15,883	273	194	770	5,257
	McLean	91,225	81,816	0	270,799	234,719	2,340	389	0	7,595
	Woodford	16,955	14,900	0	25,864	0	10	2,746	1,458	2,429
11th.....	Circuit Total	173,198	135,514	0	454,699	331,547	3,613	3,518	3,148	25,085

**CIRCUIT CLERK
DISBURSEMENT OF FUNDS BY COUNTY
DECEMBER 1, 2012 - NOVEMBER 30, 2013**

CIRCUIT	COUNTY	FINES, PENALTIES, ASSESSMENTS AND FORFEITURES (CONTINUED)								
		STATE (CONTINUED)								
		DRUG TREAT- MENT	TRAUMA CENTER FUND	% DIST < \$55 FND	% DIST \$55 > FND	GENERAL REVENUE FUND	SPINAL CORD CURE TRUST FUND	LEADS MAINTENANCE FUND	FIRE TRUCK REVOLVING LOAN FUND	FORECLOSURE PREVENTION PROGRAM FUND
12th.....	Will	271,893	142,805	0	561,018	92,644	165	0	42,994	221,948
12th.....	Circuit Total	271,893	142,805	0	561,018	92,644	165	0	42,994	221,948
13th.....	Bureau	38,957	12,508	0	26,698	17,598	571	979	1,370	5,663
	Grundy	8,172	18,184	0	56,171	9,542	88	232	0	12,761
	LaSalle	43,472	40,523	0	270,591	254,249	3,780	3,505	11,751	19,150
13th.....	Circuit Total	90,601	71,215	0	353,460	281,389	4,439	4,716	13,121	37,574
14th.....	Henry	58,919	32,398	0	54,183	117,564	0	706	4,473	7,259
	Mercer	6,350	7,150	0	7,611	24,776	297	2,300	615	2,779
	Rock Island	87,834	106,601	0	118,689	259,529	4,783	384	1,911	22,918
	Whiteside	51,225	31,542	0	56,914	88,675	1,339	249	2,597	9,856
14th.....	Circuit Total	204,327	177,692	0	237,398	490,544	6,419	3,639	9,595	42,812
15th.....	Carroll	5,679	6,636	0	19,335	0	205	27	735	3,630
	Jo Daviess	5,692	9,067	0	32,772	26,352	364	28	1,196	3,507
	Lee	17,195	18,232	0	45,008	47,514	682	426	3,483	5,894
	Ogle	25,842	29,600	0	153,453	57,224	644	512	1,960	11,788
	Stephenson	29,332	23,397	0	45,047	0	453	2,192	458	10,252
15th.....	Circuit Total	83,741	86,932	0	295,616	131,089	2,347	3,185	7,832	35,071
16th.....	Kane	153,038	159,741	0	913,367	461,664	7,908	0	68,875	133,525
16th.....	Circuit Total	153,038	159,741	0	913,367	461,664	7,908	0	68,875	133,525
17th.....	Boone	21,665	31,402	0	68,554	75,899	1,069	149	1,663	18,392
	Winnebago	141,820	43,540	0	798,082	81,149	479	0	645	119,079
17th.....	Circuit Total	163,485	74,942	0	866,637	157,048	1,548	149	2,308	137,471
18th.....	DuPage	395,399	436,445	0	3,244,353	0	12,332	85,793	0	219,570
18th.....	Circuit Total	395,399	436,445	0	3,244,353	0	12,332	85,793	0	219,570
19th.....	Lake	181,082	365,307	0	617,353	680,296	9,164	174,805	94,976	177,029
19th.....	Circuit Total	181,082	365,307	0	617,353	680,296	9,164	174,805	94,976	177,029
20th.....	Monroe	6,506	15,923	0	14,702	39,020	469	0	755	8,633
	Perry	0	6,495	0	7,136	32,802	0	67	0	2,107
	Randolph	12,887	9,124	0	14,573	25,270	0	1,044	0	3,969
	St. Clair	47,761	79,726	631	419,449	287,844	4,111	13,317	6,628	48,363
	Washington	1,370	10,177	0	18,148	17,500	210	0	0	1,708
20th.....	Circuit Total	68,524	121,446	631	474,008	402,437	4,789	14,428	7,383	64,780
21st.....	Iroquois	15,239	11,764	0	43,685	22,357	0	2,985	0	4,403
	Kankakee	72,971	22,293	0	240,413	92,659	920	5,240	281	34,153
21st.....	Circuit Total	88,210	34,057	0	284,097	115,016	920	8,225	281	38,556
22nd.....	McHenry	97,765	92,513	0	353,519	195,861	3,982	91,177	21,018	168,561
22nd.....	Circuit Total	97,765	92,513	0	353,519	195,861	3,982	91,177	21,018	168,561
23rd.....	DeKalb	43,255	315	0	262,038	206,981	0	0	4,398	26,810
	Kendall	48,363	24,621	0	180,156	111,597	1,370	160	0	43,463
23rd.....	Circuit Total	91,618	24,936	0	442,194	318,579	1,370	160	4,398	70,273
	Downstate Total	3,383,595	2,857,676	660	12,136,801	6,692,584	87,409	559,193	349,550	1,767,573
Cook	Cook County	142,499	727,326	144,651	4,225,944	2,813,326	32,921	0	130,427	1,082,214
	State Total	3,526,094	3,585,002	145,311	16,362,745	9,505,910	120,330	559,193	479,977	2,849,787

**CIRCUIT CLERK
DISBURSEMENT OF FUNDS BY COUNTY
DECEMBER 1, 2012 - NOVEMBER 30, 2013**

		FINES, PENALTIES, ASSESSMENTS AND FORFEITURES (CONTINUED)							
CIRCUIT	COUNTY	FIRE PREVENT. FUND	CAPITAL PROJECTS FUND	ABAND RESID PROPERTY MUNI RELIEF FUND	STATE POLICE MERIT BOARD SAFETY FUND	STATE POLICE OPERATIONS ASSIST. FUND	STATE POLICE VEHICLE FUND	TOTAL STATE DISBURSEMENT*	TOTAL STATE & LOCAL DISBURSEMENT
1st.....	Alexander	0	0	1,505	0	23,790	0	288,496	825,149
	Jackson	0	0	5,810	0	110,264	4,150	608,756	1,866,258
	Johnson	375	0	2,835	0	16,389	2,766	166,471	478,802
	Massac	2,025	0	3,430	2,033	58,710	1,760	264,008	752,094
	Pope	0	0	1,372	0	6,607	0	42,796	100,820
	Pulaski	0	0	0	0	88,815	140	502,896	2,558,987
	Saline	15	0	4,865	1,928	15,267	6,012	207,503	773,524
	Union	1,001	0	3,500	0	33,493	4,559	234,248	539,136
	Williamson	0	258,455	16,030	0	34,596	5,864	1,095,684	2,092,480
1st.....	Circuit Total	3,416	258,455	39,347	3,961	387,930	25,250	3,410,858	9,987,250
2nd.....	Crawford	0	1,880	910	0	7,357	1,447	201,893	525,315
	Edwards	60	0	1,470	0	4,615	420	54,515	156,554
	Franklin	0	0	8,890	0	35,479	6,553	487,765	1,250,911
	Gallatin	0	0	770	0	4,855	1,369	89,821	246,697
	Hamilton	0	0	700	0	7,225	2,370	88,367	203,418
	Hardin	0	0	0	0	3,075	428	48,769	129,567
	Jefferson	0	0	8,450	0	71,412	24,089	507,988	1,042,941
	Lawrence	0	6,020	3,745	0	4,422	700	194,271	450,219
	Richland	0	0	1,400	0	12,665	1,573	198,372	462,884
	Wabash	75	0	1,400	0	7,697	631	142,938	286,575
	Wayne	0	0	1,855	0	8,030	4,920	141,922	353,467
	White	0	0	2,471	0	11,249	6,740	257,888	574,604
	2nd.....	Circuit Total	135	7,900	32,061	0	178,080	51,239	2,414,508
3rd.....	Bond	0	0	0	0	40,209	700	353,535	1,228,339
	Madison	0	0	121,912	169,196	132,244	76,710	1,883,321	4,105,090
3rd.....	Circuit Total	0	0	121,912	169,196	172,453	77,410	2,236,856	5,333,429
4th.....	Christian	0	0	0	0	24,137	900	295,155	788,632
	Clay	0	0	1,839	0	7,734	1,320	166,988	374,879
	Clinton	685	0	8,281	0	9,051	0	250,416	696,011
	Effingham	4,434	11,550	6,160	1,097	41,152	8,125	635,635	1,453,768
	Fayette	58	0	14	0	30,951	3,843	440,294	837,186
	Jasper	0	0	1,231	759	5,802	1,320	79,749	193,713
	Marion	992	0	12,285	0	21,341	4,826	446,381	1,023,854
	Montgomery	0	108,778	4,424	0	30,908	11,500	695,199	1,341,101
	Shelby	0	0	2,127	29	5,761	0	226,162	498,222
4th.....	Circuit Total	6,168	120,328	36,361	1,885	176,837	31,833	3,235,979	7,207,366
5th.....	Clark	0	77,679	3,633	0	4,034	1,840	347,260	595,154
	Coles	1,120	2,354	7,455	0	41,323	3,080	703,815	1,889,340
	Cumberland	8	0	2,310	1,639	10,056	1,440	98,744	334,188
	Edgar	0	0	3,633	5,172	13,950	40	118,114	380,111
	Vermilion	4,486	0	30,717	0	79,474	7,537	641,918	1,340,420
5th.....	Circuit Total	5,614	80,033	47,748	6,811	148,837	13,937	1,909,851	4,539,213

*Includes all other state fines not illustrated in this report.

**CIRCUIT CLERK
DISBURSEMENT OF FUNDS BY COUNTY
DECEMBER 1, 2012 - NOVEMBER 30, 2013**

CIRCUIT	COUNTY	FINES, PENALTIES, ASSESSMENTS AND FORFEITURES (CONTINUED)							
		FIRE PREVENT. FUND	CAPITAL PROJECTS FUND	ABAND RESID PROPERTY MUNI RELIEF FUND	STATE POLICE MERIT BOARD SAFETY FUND	STATE POLICE OPERATIONS ASSIST. FUND	STATE POLICE VEHICLE FUND	TOTAL STATE DISBURSEMENT*	TOTAL STATE & LOCAL DISBURSEMENT
6th.....	Champaign	11,942	0	25,432	0	132,932	2,621	1,631,368	3,716,236
	DeWitt	0	0	5,488	0	6,884	10	163,204	484,972
	Douglas	593	0	6,493	0	13,511	251	239,209	570,255
	Macon	11,911	10,256	39,712	0	147,834	2,180	1,284,259	2,592,752
	Moultrie	512	750	3,815	0	9,789	0	131,394	412,078
	Piatt	0	0	6,414	687	10,460	137	164,220	501,767
6th.....	Circuit Total	24,958	11,006	87,355	687	321,410	5,199	3,613,654	8,278,060
7th.....	Greene	0	0	2,765	1,509	4,136	1,280	78,252	225,642
	Jersey	0	0	7,366	0	10,131	9,355	228,625	520,181
	Macoupin	0	0	7,856	0	32,030	10,468	360,247	979,303
	Morgan	509	5,527	3,657	0	23,139	1,466	281,308	760,034
	Sangamon	0	160,605	51,604	0	0	41,644	2,245,770	4,184,252
	Scott	0	0	0	0	3,391	2,100	35,527	121,768
7th.....	Circuit Total	509	166,132	73,248	1,509	72,828	66,313	3,229,728	6,791,179
8th.....	Adams	30	0	8,750	0	36,960	4,207	778,876	1,901,882
	Brown	0	0	343	0	4,250	945	81,992	214,530
	Calhoun	9	0	0	29	3,256	0	49,664	111,847
	Cass	1,451	0	3,850	0	4,547	720	188,601	391,897
	Mason	645	0	4,585	1,692	17,743	340	200,672	514,328
	Menard	650	0	2,571	0	3,570	720	123,815	269,653
	Pike	0	0	2,982	0	41,982	9,220	374,214	921,667
	Schuyler	0	0	875	0	7,943	3,780	141,754	355,262
8th.....	Circuit Total	2,785	0	23,956	1,721	120,251	19,932	1,939,588	4,681,066
9th.....	Fulton	413	0	14,896	5,297	12,125	0	366,565	1,044,533
	Hancock	75	0	0	0	6,137	730	131,155	264,925
	Henderson	1,369	0	735	475	8,813	2,684	157,697	388,744
	Knox	3,056	0	9,870	0	0	3,790	460,829	1,161,108
	McDonough	3,709	0	3,828	0	26,969	4,290	605,999	1,429,297
	Warren	1,838	0	1,610	0	12,878	0	203,467	515,423
9th.....	Circuit Total	10,459	0	30,939	5,772	66,922	11,494	1,925,711	4,804,029
10th.....	Marshall	0	0	5,355	1,082	6,316	2,329	101,076	320,032
	Peoria	8,695	35,878	63,752	58,397	229,837	8,693	1,703,439	4,104,467
	Putnam	0	0	2,170	0	6,080	880	125,499	294,114
	Stark	0	0	1,155	0	11,659	0	64,422	175,069
	Tazewell	10,711	0	49,420	0	133,138	17,155	1,774,639	4,019,896
10th.....	Circuit Total	19,406	35,878	121,852	59,479	387,030	29,057	3,769,075	8,913,578
11th.....	Ford	0	2,214	4,665	0	8,077	620	157,252	322,742
	Livingston	923	0	10,465	15	16,169	8,160	502,557	1,384,926
	Logan	781	6,420	11,422	0	25,000	10,480	319,481	1,014,505
	McLean	0	0	44,052	0	31,205	0	2,139,181	4,967,600
	Woodford	1,513	0	7,140	0	41,803	5,021	372,819	892,354
11th.....	Circuit Total	3,216	8,634	77,744	15	122,254	24,281	3,491,291	8,582,127

*Includes all other state fines not illustrated in this report.

**CIRCUIT CLERK
DISBURSEMENT OF FUNDS BY COUNTY
DECEMBER 1, 2012 - NOVEMBER 30, 2013**

CIRCUIT	COUNTY	FINES, PENALTIES, ASSESSMENTS AND FORFEITURES (CONTINUED)							
		FIRE PREVENT. FUND	CAPITAL PROJECTS FUND	ABAND RESID PROPERTY MUNI RELIEF FUND	STATE POLICE MERIT BOARD SAFETY FUND	STATE POLICE OPERATIONS ASSIST. FUND	STATE POLICE VEHICLE FUND	TOTAL STATE DISBURSEMENT*	TOTAL STATE & LOCAL DISBURSEMENT
12th.....	Will	45,401	0	554,476	0	763,124	76,680	7,025,145	14,957,196
12th.....	Circuit Total	45,401	0	554,476	0	763,124	76,680	7,025,145	14,957,196
13th.....	Bureau	1,412	0	12,274	2,170	19,349	971	314,339	638,101
	Grundy	0	0	29,056	0	37,109	8,157	557,846	1,337,681
	LaSalle	11,639	0	42,050	0	123,173	12,747	1,411,119	3,376,118
13th.....	Circuit Total	13,051	0	83,380	2,170	179,631	21,875	2,283,304	5,351,900
14th.....	Henry	4,521	0	12,955	0	32,237	3,446	604,178	1,766,180
	Mercer	585	0	5,425	0	9,734	360	179,461	505,120
	Rock Island	1,886	0	43,770	0	107,514	8,126	2,267,936	4,223,968
	Whiteside	2,619	3,233	20,965	0	75,624	7,151	694,472	1,637,527
14th.....	Circuit Total	9,610	3,233	83,114	0	225,110	19,083	3,746,047	8,132,795
15th.....	Carroll	725	0	3,807	0	8,962	280	141,470	354,609
	Jo Daviess	1,204	0	4,865	0	22,608	1,118	211,247	586,694
	Lee	3,504	52,043	11,235	3,274	71,022	3,915	511,064	1,109,369
	Ogle	1,949	47,634	25,025	0	69,415	4,022	716,197	2,151,072
	Stephenson	472	0	10,535	0	52,707	4,008	490,179	1,408,721
15th.....	Circuit Total	7,853	99,677	55,466	3,274	224,714	13,342	2,070,157	5,610,464
16th.....	Kane	70,332	0	378,117	439,515	694,978	58,048	4,437,332	10,511,627
16th.....	Circuit Total	70,332	0	378,117	439,515	694,978	58,048	4,437,332	10,511,627
17th.....	Boone	1,688	0	13,944	0	64,491	10,720	843,121	2,214,374
	Winnebago	1,295	0	88,251	0	560	13,388	2,605,922	8,253,694
17th.....	Circuit Total	2,983	0	102,195	0	65,051	24,108	3,449,044	10,468,067
18th.....	DuPage	270,872	161,791	398,346	13,469	1,726,904	121,022	9,684,185	29,174,290
18th.....	Circuit Total	270,872	161,791	398,346	13,469	1,726,904	121,022	9,684,185	29,174,290
19th.....	Lake	94,967	183,857	451,445	304,225	928,838	87,322	8,131,827	20,388,566
19th.....	Circuit Total	94,967	183,857	451,445	304,225	928,838	87,322	8,131,827	20,388,566
20th.....	Monroe	735	0	10,899	0	12,355	1,368	246,861	582,797
	Perry	0	0	5,425	0	18,322	3,348	187,372	465,036
	Randolph	0	776	4,830	0	12,524	2,735	228,671	568,572
	St. Clair	6,660	175,434	160,653	118,989	131,486	74,746	2,411,758	5,212,848
	Washington	0	0	3,342	0	17,532	3,218	148,501	397,516
20th.....	Circuit Total	7,395	176,210	185,149	118,989	192,219	85,414	3,223,163	7,226,769
21st.....	Iroquois	0	0	9,900	73	31,054	11,448	408,009	762,572
	Kankakee	267	0	47,005	0	155,417	25,401	908,887	2,396,498
21st.....	Circuit Total	267	0	56,905	73	186,470	36,849	1,316,897	3,159,070
22nd.....	McHenry	20,999	91,058	233,851	72,616	419,232	5,727	3,613,644	7,955,078
22nd.....	Circuit Total	20,999	91,058	233,851	72,616	419,232	5,727	3,613,644	7,955,078
23rd.....	DeKalb	4,380	0	60,399	25,564	128,817	8,204	1,083,416	3,114,897
	Kendall	0	0	119,130	8,067	83,416	1,260	911,475	2,214,588
23rd.....	Circuit Total	4,380	0	179,530	33,631	212,233	9,464	1,994,891	5,329,485
	Downstate Total	624,774	1,404,192	3,454,495	1,238,999	7,973,337	914,878	82,152,733	203,065,756
Cook	Cook County	136,608	0	3,053,319	730,280	3,394,480	194,450	21,211,517	55,258,110
	State Total	761,382	1,404,192	6,507,814	1,969,279	11,367,817	1,109,328	103,364,250	258,323,866

*Includes all other state fines not illustrated in this report.

**CIRCUIT CLERK
DISBURSEMENT OF FUNDS BY COUNTY
DECEMBER 1, 2012 - NOVEMBER 30, 2013**

CIRCUIT	COUNTY	FEES OF OTHERS							
		STATES ATTORNEY	SHERIFF SERV. OF PROCESS	SHERIFF COURT SECURITY	COUNTY LAW LIBRARY	MARRIAGE FUND OF CIR. COURT	COUNTY FUND TO FIN. CRT. SYSTEM	COURT APPOINTED COUNSEL	MUNICIP. ATTORNEY PROS. FEE
1st.....	Alexander	14,095	500	16,736	2,098	0	26,656	5,515	75
	Jackson	42,272	3,757	105,838	10,680	1,314	56,051	22,317	30,714
	Johnson	5,886	4,910	21,819	6,483	80	11,455	7,201	0
	Massac	15,613	5,180	41,813	6,748	260	16,496	4,531	160
	Pope	2,703	2,683	7,539	988	0	3,919	4,620	0
	Pulaski	13,896	560	38,085	1,490	261	11,902	33,716	0
	Saline	8,809	5,527	45,420	8,841	530	23,804	66,601	0
	Union	13,295	3,114	44,359	16,330	570	17,578	6,425	0
	Williamson	23,723	13,141	131,057	9,146	1,520	49,857	13,219	0
1st.....	Circuit Total	140,292	39,373	452,666	62,804	4,535	217,717	164,145	30,949
2nd.....	Crawford	8,500	14,103	26,633	3,768	0	17,087	0	0
	Edwards	3,775	2,374	9,073	1,963	0	5,318	0	0
	Franklin	46,468	53,715	86,939	7,135	1,020	47,090	0	160
	Gallatin	2,995	1,701	6,014	1,425	0	5,363	0	0
	Hamilton	7,911	4,186	3,576	2,705	0	6,186	50	0
	Hardin	5,119	3,631	7,292	1,089	0	4,567	1,500	0
	Jefferson	52,856	13,606	74,051	11,832	0	52,727	0	0
	Lawrence	7,869	11,968	20,662	3,138	0	14,604	0	0
	Richland	16,642	18,609	32,799	9,206	0	19,250	0	0
	Wabash	13,821	15,706	20,386	4,394	0	12,613	92,268	0
	Wayne	7,949	8,381	24,710	0	140	9,469	7,764	0
	White	14,898	20,313	31,413	4,240	0	20,758	0	0
	2nd.....	Circuit Total	188,803	168,293	343,547	50,895	1,160	215,032	101,582
3rd.....	Bond	28,607	12,880	79,889	5,205	160	21,462	44,351	0
	Madison	181,079	9,825	1,212,886	409,320	0	404,135	0	15
3rd.....	Circuit Total	209,686	22,705	1,292,775	414,525	160	425,597	44,351	15
4th.....	Christian	14,209	15,695	62,655	8,106	610	27,342	3,290	0
	Clay	7,424	17,537	22,205	4,640	260	12,174	6,223	0
	Clinton	15,512	21,730	53,025	19,420	490	21,585	15,795	0
	Effingham	18,524	36,333	69,061	4,832	540	27,147	29,086	0
	Fayette	24,387	6,224	50,381	0	323	22,058	9,016	584
	Jasper	2,598	2,614	12,079	1,362	70	6,155	4,126	180
	Marion	20,660	12,914	81,824	22,400	780	10,967	4,626	0
	Montgomery	50,893	53,771	64,405	18,304	370	43,389	14,057	810
	Shelby	10,333	9,077	31,862	8,292	240	18,360	14,708	0
4th.....	Circuit Total	164,540	175,895	447,497	87,356	3,683	189,176	100,927	1,574
5th.....	Clark	22,155	12,426	23,550	4,285	220	4,323	7,356	1,243
	Coles	31,455	16,713	142,784	17,996	1,100	55,178	59,743	0
	Cumberland	6,105	10,873	17,830	3,470	130	10,886	5,174	0
	Edgar	8,562	12,674	35,397	4,341	360	4,210	7,939	0
	Vermilion	26,267	16,745	186,186	38,965	1,327	73,116	21,751	0
5th.....	Circuit Total	94,544	69,431	405,747	69,057	3,137	147,712	101,963	1,243

**CIRCUIT CLERK
DISBURSEMENT OF FUNDS BY COUNTY
DECEMBER 1, 2012 - NOVEMBER 30, 2013**

CIRCUIT	COUNTY	FEES OF OTHERS							
		STATES ATTORNEY	SHERIFF SERV. OF PROCESS	SHERIFF COURT SECURITY	COUNTY LAW LIBRARY	MARRIAGE FUND OF CIR. COURT	COUNTY FUND TO FIN. CRT. SYSTM	COURT APPOINTED COUNSEL	MUNICIP. ATTORNEY PROS. FEE
6th.....	Champaign	85,901	35,704	296,029	55,000	0	105,019	60,838	12,798
	DeWitt	6,637	4,105	24,056	6,694	0	12,946	11,909	0
	Douglas	12,845	30,355	9,875	3,023	0	13,724	6,140	0
	Macon	66,749	82,304	135,530	122,632	2,010	98,610	76,420	26,829
	Moultrie	6,506	12,653	20,697	7,185	0	8,858	8,240	0
	Piatt	5,288	13,228	11,318	6,395	0	2,492	1,903	5
6th.....	Circuit Total	183,927	178,349	497,505	200,929	2,010	241,649	165,451	39,632
7th.....	Greene	1,668	4,164	7,652	2,690	200	6,373	0	0
	Jersey	16,812	18,263	35,624	6,745	420	52,929	15,186	0
	Macoupin	14,271	28,541	78,980	34,871	530	18,375	17,737	0
	Morgan	23,453	11,791	47,332	31,456	510	32,660	400	98
	Sangamon	153,507	34,399	605,362	236,347	2,950	172,743	49,240	0
	Scott	513	182	2,835	1,275	30	1,949	6,662	0
7th.....	Circuit Total	210,224	97,340	777,784	313,384	4,640	285,030	89,224	98
8th.....	Adams	50,802	13,783	179,358	38,877	1,360	99,277	99,134	12,305
	Brown	4,106	1,112	3,555	1,312	0	2,120	275	0
	Calhoun	2,822	2,710	5,475	1,665	0	3,416	475	0
	Cass	11,311	10,606	7,797	3,880	0	12,366	0	0
	Mason	12,697	16,380	32,803	2,657	0	14,472	21,011	0
	Menard	4,652	5,478	17,516	3,345	0	6,778	0	0
	Pike	19,433	23,254	29,955	6,458	0	20,215	18,812	0
	Schuyler	9,141	4,249	5,945	3,294	0	3,205	4,959	0
8th.....	Circuit Total	114,963	77,573	282,404	61,488	1,360	161,848	144,666	12,305
9th.....	Fulton	9,851	50,702	46,724	17,511	0	22,945	71,613	0
	Hancock	2,745	12,563	24,378	0	0	22,994	8,548	0
	Henderson	7,474	9,441	9,858	1,164	190	4,291	14,061	286
	Knox	23,800	29,087	102,106	19,120	0	46,151	47,126	8,547
	McDonough	8,287	41,429	81,372	19,209	0	37,011	28,719	0
	Warren	13,193	18,659	40,938	5,940	320	16,477	20,939	485
9th.....	Circuit Total	65,350	161,881	305,376	62,944	510	149,869	191,005	9,318
10th.....	Marshall	3,971	5,792	12,989	7,744	170	5,411	13,798	0
	Peoria	138,534	206,932	448,305	128,087	4,365	75,424	140,974	14,408
	Putnam	5,142	0	12,417	3,738	50	7,806	3,388	0
	Stark	4,505	1,474	13,210	3,339	70	6,128	3,087	0
	Tazewell	62,184	35,492	330,797	57,737	1,420	115,686	17,918	49,048
10th.....	Circuit Total	214,336	249,690	817,718	200,645	6,075	210,455	179,165	63,456
11th.....	Ford	6,132	18,292	11,451	3,018	300	15,562	11,043	0
	Livingston	32,007	46,821	68,552	20,450	0	41,204	56,730	0
	Logan	19,248	76,647	40,372	6,667	530	3,482	1,538	3,518
	McLean	71,784	83,499	310,152	61,654	2,820	120,443	31,635	6,484
	Woodford	17,851	32,262	52,437	6,040	0	21,927	3,415	0
11th.....	Circuit Total	147,022	257,520	482,965	97,829	3,650	202,618	104,361	10,002

**CIRCUIT CLERK
DISBURSEMENT OF FUNDS BY COUNTY
DECEMBER 1, 2011 - NOVEMBER 30, 2013**

CIRCUIT	COUNTY	FEES OF OTHERS							
		STATES ATTORNEY	SHERIFF SERV. OF PROCESS	SHERIFF COURT SECURITY	COUNTY LAW LIBRARY	MARRIAGE FUND OF CIR. COURT	COUNTY FUND TO FIN. CRT. SYSTM	COURT APPOINTED COUNSEL	MUNICIP. ATTORNEY PROS. FEE
12th.....	Will	388,123	151,533	1,928,046	363,311	11,490	441,314	47,109	0
12th.....	Circuit Total	388,123	151,533	1,928,046	363,311	11,490	441,314	47,109	0
13th.....	Bureau	6,633	8,706	54,152	26,140	620	19,446	15	0
	Grundy	20,651	9,834	145,765	13,452	820	50,886	341	0
	LaSalle	81,337	82,645	200,909	61,802	0	55,179	0	22,494
13th.....	Circuit Total	108,621	101,185	400,826	101,394	1,440	125,511	356	22,494
14th.....	Henry	29,415	23,111	81,119	22,903	410	52,080	25,134	7,456
	Mercer	7,284	10,912	25,330	9,426	170	10,638	5,947	0
	Rock Island	38,762	106,656	248,201	79,067	0	166,859	66,583	3,000
	Whiteside	35,191	35,197	128,334	38,337	860	55,921	43,063	0
14th.....	Circuit Total	110,652	175,877	482,984	149,733	1,440	285,498	140,727	10,456
15th.....	Carroll	4,533	25,904	27,234	2,315	110	3,105	14,406	20
	Jo Daviess	8,926	174	28,055	6,160	430	12,969	2,430	0
	Lee	18,602	12,419	82,385	17,220	500	28,592	1,724	0
	Ogle	23,938	73,805	106,922	28,642	540	38,393	750	5,699
	Stephenson	41,858	58,703	117,784	19,962	860	49,350	24,933	0
15th.....	Circuit Total	97,857	171,004	362,381	74,299	2,440	132,409	44,242	5,719
16th.....	Kane	225,018	23,075	1,423,766	243,667	12,970	189,897	67,366	476,144
16th.....	Circuit Total	225,018	23,075	1,423,766	243,667	12,970	189,897	67,366	476,144
17th.....	Boone	40,264	17,592	54,402	38,348	660	44,739	3,985	0
	Winnebago	95,471	131,953	422,964	253,407	6,370	182,385	12,575	84,238
17th.....	Circuit Total	135,735	149,545	477,366	291,755	7,030	227,124	16,560	84,238
18th.....	DuPage	857,417	5,485	1,120,946	424,197	15,110	388,783	255,654	0
18th.....	Circuit Total	857,417	5,485	1,120,946	424,197	15,110	388,783	255,654	0
19th.....	Lake	141,167	1,038,357	1,556,766	340,217	20,970	447,240	343,707	668,084
19th.....	Circuit Total	141,167	1,038,357	1,556,766	340,217	20,970	447,240	343,707	668,084
20th.....	Monroe	16,070	0	20,842	4,600	520	15,161	0	0
	Perry	13,081	7,439	44,035	2,880	310	8,099	0	0
	Randolph	20,868	27,939	41,118	3,008	550	7,606	12,324	3,034
	St. Clair	179,085	145,351	837,758	172,783	6,190	86,783	5,770	37,828
	Washington	13,081	0	33,261	1,955	220	12,356	0	0
20th.....	Circuit Total	242,185	180,730	977,014	185,226	7,790	130,005	18,094	40,862
21st.....	Iroquois	11,880	15,035	31,515	13,584	400	100,596	2,173	0
	Kankakee	57,729	42,533	135,410	50,936	6,614	46,520	53,123	0
21st.....	Circuit Total	69,609	57,569	166,924	64,520	7,014	147,116	55,296	0
22nd.....	McHenry	101,103	196,062	647,020	225,321	0	193,413	45,806	276,931
22nd.....	Circuit Total	101,103	196,062	647,020	225,321	0	193,413	45,806	276,931
23rd.....	DeKalb	74,965	29,134	303,978	39,930	1,598	60,378	3,337	22,713
	Kendall	61,350	27,495	243,482	64,532	1,680	49,080	24,192	10
23rd.....	Circuit Total	136,315	56,629	547,460	104,462	3,278	109,458	27,529	22,723
	Downstate Total	4,347,491	3,805,099	16,197,481	4,189,958	121,892	5,264,472	2,449,288	1,776,404
Cook	Cook County	1,898,233	1,796,290	10,109,820	5,932,693	126,490	1,120,681	1,475	1,080
	State Total	6,245,724	5,601,389	26,307,301	10,122,651	248,382	6,385,153	2,450,763	1,777,484

**CIRCUIT CLERK
DISBURSEMENT OF FUNDS BY COUNTY
DECEMBER 1, 2012 - NOVEMBER 30, 2013**

CIRCUIT	COUNTY	FEES OF OTHERS (CONTINUED)							TOTAL FEES OF OTHERS*
		PROB. AND CRT. SERV. FUND	DISPUTE RESOLU. FUND	MANDATORY ARBITRATION FEE	REJECTION OF AWARD	TESTING & ELECTRONIC MONITORING	COUNTY HEALTH FUND	TRAFFIC SAFETY SCHOOL	
1st.....	Alexander	19,277	3	0	0	0	0	14,360	99,615
	Jackson	282,522	1,749	0	0	0	0	15,870	647,658
	Johnson	16,942	249	0	0	0	0	10,065	87,616
	Massac	44,842	478	0	0	10	0	9,115	150,685
	Pope	8,423	61	0	0	0	0	0	31,526
	Pulaski	8,317	0	0	0	0	0	110,040	218,266
	Saline	96,872	1,025	0	0	0	0	0	273,416
	Union	47,885	646	0	0	0	0	8,080	200,526
	Williamson	113,845	2,379	0	0	0	0	0	366,843
1st.....	Circuit Total	638,924	6,590	0	0	10	0	167,530	2,076,152
2nd.....	Crawford	56,687	0	0	0	0	0	0	130,165
	Edwards	18,205	0	0	0	0	0	0	42,171
	Franklin	90,117	0	0	0	1,410	0	0	346,624
	Gallatin	11,866	0	0	0	0	0	0	30,954
	Hamilton	12,537	0	0	0	0	0	0	44,757
	Hardin	19,215	0	0	0	0	0	0	43,594
	Jefferson	48,643	0	0	0	54	0	2,700	280,505
	Lawrence	60,256	0	0	0	0	0	0	121,896
	Richland	36,575	0	0	0	0	7,291	0	143,133
	Wabash	49,035	0	0	0	0	0	0	219,825
	Wayne	51,559	0	0	0	125	0	0	115,726
	White	37,057	0	0	0	0	0	0	135,055
2nd.....	Circuit Total	491,751	0	0	0	1,589	7,291	2,700	1,654,404
3rd.....	Bond	60,487	0	0	0	0	0	0	253,091
	Madison	553,589	0	556,334	0	0	0	0	4,201,506
3rd.....	Circuit Total	614,076	0	556,334	0	0	0	0	4,454,597
4th.....	Christian	118,718	0	0	0	2,546	0	0	258,722
	Clay	68,056	0	0	0	3,244	0	0	146,763
	Clinton	79,388	0	0	0	1,154	0	0	241,574
	Effingham	183,862	0	0	0	5,339	0	27,945	426,451
	Fayette	2,289	0	0	0	5,937	0	0	125,901
	Jasper	45,150	0	0	0	1,324	0	0	78,032
	Marion	124,878	0	0	0	40,212	0	0	332,843
	Montgomery	73,529	0	0	0	15,975	0	0	351,778
	Shelby	86,495	0	0	0	3,594	0	2,511	189,987
4th.....	Circuit Total	782,365	0	0	0	79,325	0	30,456	2,152,051
5th.....	Clark	19,154	0	0	0	420	0	0	104,700
	Coles	194,721	0	0	0	7,001	0	15,986	561,295
	Cumberland	17,682	0	0	0	0	0	1,020	76,056
	Edgar	44,645	0	0	0	0	0	0	129,491
	Vermilion	166,924	0	0	0	33,400	0	0	604,941
5th.....	Circuit Total	443,127	0	0	0	40,821	0	17,006	1,476,483

*Includes Substance Abuse Services Fund, Working Cash Fund, County Fund to Finance DUI Education, Arrestee's Medical Costs Fund, Records Automation Fund, Sexually Transmitted Disease Test Fund, Guardian ad litem, State Appellate Defender, Neutral Site Custody Exchange Fund and Children's Waiting Room Fund

**CIRCUIT CLERK
DISBURSEMENT OF FUNDS BY COUNTY
DECEMBER 1, 2012 - NOVEMBER 30, 2013**

CIRCUIT	COUNTY	FEES OF OTHERS (CONTINUED)							TOTAL FEES OF OTHERS*
		PROB. AND CT. SERV. FUND	DISPUTE RESOLU. FUND	MANDATORY ARBITRATION FEE	REJECTION OF AWARD	TESTING & ELECTRONIC MONITORING	COUNTY HEALTH FUND	TRAFFIC SAFETY SCHOOL	
6th.....	Champaign	491,901	0	0	0	0	0	70,764	1,384,314
	DeWitt	60,523	0	0	0	0	0	5,250	170,636
	Douglas	51,601	0	0	0	0	0	8,736	151,481
	Macon	485,963	0	0	0	5,780	0	41,435	1,371,860
	Moultrie	43,481	0	0	0	170	0	5,922	115,654
	Piatt	43,761	0	0	0	0	0	14,706	108,494
6th.....	Circuit Total	1,177,230	0	0	0	5,950	0	146,813	3,302,439
7th.....	Greene	17,152	0	0	0	0	0	0	41,135
	Jersey	38,871	0	0	0	0	0	0	209,008
	Macoupin	97,680	0	0	0	0	0	0	297,070
	Morgan	51,064	0	0	0	1,978	0	0	226,367
	Sangamon	219,174	0	0	0	2,095	0	0	1,587,348
	Scott	6,906	0	0	0	0	0	0	20,751
7th.....	Circuit Total	430,848	0	0	0	4,073	0	0	2,381,679
8th.....	Adams	298,519	0	0	0	609	0	0	881,241
	Brown	17,465	0	0	0	0	0	0	30,085
	Calhoun	10,137	0	0	0	0	0	0	28,539
	Cass	27,931	0	0	0	0	0	0	81,092
	Mason	57,845	0	0	0	0	0	0	213,668
	Menard	39,582	0	0	0	0	0	0	99,521
	Pike	75,409	0	0	0	3,637	0	0	212,028
	Schuyler	16,809	0	0	0	0	0	0	53,587
8th.....	Circuit Total	543,696	0	0	0	4,246	0	0	1,599,760
9th.....	Fulton	61,069	0	0	0	4,487	0	0	293,644
	Hancock	19,746	0	0	0	3,415	0	0	100,908
	Henderson	12,630	0	0	0	1,279	0	0	70,020
	Knox	55,434	0	0	0	12,866	0	0	408,431
	McDonough	41,377	0	0	0	0	0	3,135	340,124
	Warren	37,031	0	0	0	3,265	0	0	176,708
9th.....	Circuit Total	227,288	0	0	0	25,312	0	3,135	1,389,834
10th.....	Marshall	17,171	0	0	0	0	0	0	69,381
	Peoria	569,403	0	0	0	1,949	639	0	2,440,633
	Putnam	21,988	0	0	0	0	0	616	60,697
	Stark	13,674	0	0	0	0	0	0	46,362
	Tazewell	237,702	0	0	0	2,895	0	0	937,131
10th.....	Circuit Total	859,937	0	0	0	4,843	639	616	3,554,204
11th.....	Ford	63,539	0	4,152	0	9,713	0	0	149,921
	Livingston	82,960	0	0	0	0	2,946	0	356,940
	Logan	90,768	0	0	0	3,991	0	0	249,146
	McLean	261,110	0	49,080	1,400	6,383	0	218,590	1,418,053
	Woodford	48,036	0	0	0	585	0	0	212,435
11th.....	Circuit Total	546,413	0	53,232	1,400	20,672	2,946	218,590	2,386,495

*Includes Substance Abuse Services Fund, Working Cash Fund, County Fund to Finance DUI Education, Arrestee's Medical Costs Fund, Records Automation Fund, Sexually Transmitted Disease Test Fund, Guardian ad litem, State Appellate Defender, Neutral Site Custody Exchange Fund and Children's Waiting Room Fund

**CIRCUIT CLERK
DISBURSEMENT OF FUNDS BY COUNTY
DECEMBER 1, 2012 - NOVEMBER 30, 2013**

CIRCUIT	COUNTY	FEES OF OTHERS (CONTINUED)							TOTAL FEES OF OTHERS*
		PROB. AND CT. SERV. FUND	DISPUTE RESOLU. FUND	MANDATORY ARBITRATION FEE	REJECTION OF AWARD	TESTING & ELECTRONIC MONITORING	COUNTY HEALTH FUND	TRAFFIC SAFETY SCHOOL	
12th.....	Will	891,658	0	224,175	17,400	0	0	443,444	5,681,207
12th.....	Circuit Total	891,658	0	224,175	17,400	0	0	443,444	5,681,207
13th.....	Bureau	22,941	0	0	0	690	0	4,684	153,172
	Grundy	69,585	0	0	0	625	0	0	354,594
	LaSalle	206,244	0	0	0	630	0	29,994	766,991
13th.....	Circuit Total	298,770	0	0	0	1,945	0	34,678	1,274,757
14th.....	Henry	133,906	0	11,860	600	23,432	0	0	426,879
	Mercer	37,699	0	4,081	0	0	0	0	114,317
	Rock Island	433,528	0	49,120	3,400	18,198	0	0	1,294,037
	Whiteside	191,695	0	23,592	900	0	0	0	578,914
14th.....	Circuit Total	796,828	0	88,653	4,900	41,630	0	0	2,414,147
15th.....	Carroll	19,451	0	0	0	490	0	16,655	116,176
	Jo Daviess	30,073	0	0	0	0	0	32,990	139,205
	Lee	72,455	0	0	0	1,336	0	56,311	334,822
	Ogle	146,226	0	0	0	0	0	161,875	640,488
	Stephenson	107,301	0	0	0	0	0	40,635	490,695
15th.....	Circuit Total	375,505	0	0	0	1,826	0	308,466	1,721,387
16th.....	Kane	824,888	0	152,486	11,306	55,213	236	477,776	6,135,626
16th.....	Circuit Total	824,888	0	152,486	11,306	55,213	236	477,776	6,135,626
17th.....	Boone	87,307	0	14,904	1,400	0	0	92,395	427,563
	Winnebago	289,797	0	96,536	9,100	0	0	187,338	2,090,042
17th.....	Circuit Total	377,104	0	111,440	10,500	0	0	279,733	2,517,605
18th.....	DuPage	1,957,497	0	295,083	0	21,197	0	0	6,985,328
18th.....	Circuit Total	1,957,497	0	295,083	0	21,197	0	0	6,985,328
19th.....	Lake	1,964,785	0	210,094	23,900	207,871	0	543,520	7,874,657
19th.....	Circuit Total	1,964,785	0	210,094	23,900	207,871	0	543,520	7,874,657
20th.....	Monroe	40,578	0	0	0	0	0	0	101,054
	Perry	63,564	0	0	0	0	0	0	143,008
	Randolph	29,448	0	0	0	0	0	0	149,872
	St.Clair	432,853	0	106,628	11,900	23,279	0	0	2,143,170
	Washington	28,051	0	0	0	0	0	0	108,800
20th.....	Circuit Total	594,495	0	106,628	11,900	23,279	0	0	2,645,905
21st.....	Iroquois	42,027	0	0	0	2,624	0	6,090	241,254
	Kankakee	12,531	4,254	0	0	0	0	41,639	640,380
21st.....	Circuit Total	54,559	4,254	0	0	2,624	0	47,729	881,634
22nd.....	McHenry	309,102	0	101,480	8,900	22,861	0	496,112	2,861,102
22nd.....	Circuit Total	309,102	0	101,480	8,900	22,861	0	496,112	2,861,102
23rd.....	DeKalb	147,119	0	0	0	5,941	0	100,839	942,161
	Kendall	145,497	0	0	0	21,317	0	88,824	790,156
23rd.....	Circuit Total	292,616	0	0	0	27,258	0	189,663	1,732,317
	Downstate Total	15,493,462	10,844	1,899,605	90,206	592,543	11,112	3,407,966	69,153,769
Cook	Cook County	766,625	195,511	2,836,636	570,700	0	274,022	2,058,557	33,771,669
	State Total	16,260,087	206,355	4,736,241	660,906	592,543	285,134	5,466,523	102,925,438

*Includes Substance Abuse Services Fund, Working Cash Fund, County Fund to Finance DUI Education, Arrestee's Medical Costs Fund, Records Automation Fund Sexually Transmitted Disease Test Fund, Guardian ad litem, State Appellate Defender, Neutral Site Custody Exchange Fund and Children's Waiting Room Fund

**CIRCUIT CLERK
DISBURSEMENT OF FUNDS BY COUNTY
DECEMBER 1, 2012 - NOVEMBER 30, 2013**

CIRCUIT	COUNTY	MISCELLANEOUS DISBURSEMENTS						
		RESTITUTION TO CRIME VICTIM	WORK RELEASE PAID TO COUNTY BOARD	WORK RELEASE PAID TO INDIVIDUALS	EXPENSES MINORS NEEDS	ABANDONED UNCLAIMED BAIL TO CTY.	ABANDONED UNCLAIMED PROP. TO STATE	DEPOSITS FROM JUD. SALES
1st.....	Alexander	17,138	0	0	0	0	0	0
	Jackson	221,158	4,024	0	0	0	891	0
	Johnson	26,660	0	0	0	0	0	0
	Massac	74,676	680	0	0	0	0	0
	Pope	12,149	0	0	0	0	0	0
	Pulaski	11,999	0	0	0	0	0	0
	Saline	72,944	0	0	0	0	0	0
	Union	38,829	0	0	0	0	190	0
	Williamson	130,988	0	0	0	0	0	0
1st.....	Circuit Total	606,540	4,704	0	0	0	1,081	0
2nd.....	Crawford	58,635	2,420	0	0	0	0	0
	Edwards	48,267	0	0	0	0	0	0
	Franklin	67,437	5,208	0	0	1,194	635	32,778
	Gallatin	10,528	0	0	0	0	0	0
	Hamilton	17,899	0	0	0	0	0	0
	Hardin	10,280	0	0	0	0	0	0
	Jefferson	84,070	639	0	0	0	0	0
	Lawrence	18,573	961	0	0	0	0	0
	Richland	73,579	0	0	0	0	0	0
	Wabash	52,389	0	0	0	6,675	0	0
	Wayne	30,092	2,510	0	0	0	333	0
	White	31,960	9,287	0	0	690	10	0
2nd.....	Circuit Total	503,709	21,025	0	0	8,559	978	32,778
3rd.....	Bond	35,142	0	0	0	0	3,990	0
	Madison	328,894	0	0	0	3,103	0	0
3rd.....	Circuit Total	364,036	0	0	0	3,103	3,990	0
4th.....	Christian	54,022	0	0	0	0	0	0
	Clay	37,829	0	0	0	0	0	0
	Clinton	178,359	19,115	0	0	0	4,856	0
	Effingham	280,207	0	0	0	0	1,519	0
	Fayette	118,232	0	0	0	0	0	0
	Jasper	29,553	0	0	0	830	0	0
	Marion	140,494	7,445	0	0	0	24,226	0
	Montgomery	98,846	559	0	0	0	821	0
	Shelby	67,741	7,639	0	0	0	0	0
4th.....	Circuit Total	1,005,284	34,758	0	0	830	31,421	0
5th.....	Clark	19,037	0	0	0	0	0	0
	Coles	137,671	1,905	0	0	0	7,086	18,000
	Cumberland	25,986	0	0	0	0	0	0
	Edgar	45,363	8,184	0	0	0	0	0
	Vermilion	132,299	0	0	0	0	0	0
5th.....	Circuit Total	360,356	10,089	0	0	0	7,086	18,000

**CIRCUIT CLERK
DISBURSEMENT OF FUNDS BY COUNTY
DECEMBER 1, 2012 - NOVEMBER 30, 2013**

CIRCUIT	COUNTY	MISCELLANEOUS DISBURSEMENTS						
		RESTITUTION TO CRIME VICTIM	WORK RELEASE PAID TO COUNTY BOARD	WORK RELEASE PAID TO INDIVIDUALS	EXPENSES MINORS NEEDS	ABANDONED UNCLAIMED BAIL TO CTY.	ABANDONED UNCLAIMED PROP. TO STATE	DEPOSITS FROM JUD. SALES
6th.....	Champaign	307,084	270	0	0	12,161	11,469	0
	DeWitt	15,902	5,396	0	0	0	0	0
	Douglas	72,447	5,646	0	0	0	0	0
	Macon	142,585	32,285	0	0	6,706	0	0
	Moultrie	21,984	14,750	0	0	0	0	0
	Piatt	22,444	4,737	0	0	0	0	0
6th.....	Circuit Total	582,446	63,084	0	0	18,867	11,469	0
7th.....	Greene	75,426	0	0	0	0	0	0
	Jersey	134,726	7,760	0	0	0	0	0
	Macoupin	123,341	7,649	0	0	0	0	0
	Morgan	35,433	266	0	0	9,979	0	22,350
	Sangamon	267,886	0	0	0	46,702	7,971	0
	Scott	17,139	85	0	0	0	0	0
7th.....	Circuit Total	653,951	15,760	0	0	56,682	7,971	22,350
8th.....	Adams	394,366	33,848	0	0	0	0	0
	Brown	5,659	0	0	0	0	55	0
	Calhoun	14,559	0	0	0	0	0	0
	Cass	46,812	3,692	0	0	0	227	0
	Mason	58,832	9,510	0	1,426	0	0	0
	Menard	36,289	0	0	0	0	0	0
	Pike	109,346	8,671	0	0	0	3,385	0
	Schuyler	16,199	11,386	0	0	0	0	0
8th.....	Circuit Total	682,061	67,106	0	1,426	0	3,667	0
9th.....	Fulton	92,615	10,730	0	0	0	562	0
	Hancock	43,093	3,180	0	60	5,342	0	0
	Henderson	33,709	1,785	0	0	15,615	184	0
	Knox	84,702	8,018	0	0	0	0	0
	McDonough	67,329	0	0	0	0	907	0
	Warren	43,082	0	0	1,065	0	0	0
9th.....	Circuit Total	364,531	23,713	0	1,125	20,957	1,653	0
10th.....	Marshall	20,332	1,060	0	0	0	0	0
	Peoria	222,986	0	0	0	0	5,282	0
	Putnam	19,007	0	0	0	0	0	0
	Stark	20,522	50	0	0	1,798	0	0
	Tazewell	157,338	27,442	0	0	0	11,493	0
10th.....	Circuit Total	440,186	28,552	0	0	1,798	16,775	0
11th.....	Ford	67,637	0	0	0	3,563	3,040	0
	Livingston	61,756	11,130	0	0	0	0	0
	Logan	62,775	5,882	0	0	0	5,317	82,510
	McLean	366,156	0	0	0	0	6,176	1,039,098
	Woodford	241,646	0	0	0	0	0	0
11th.....	Circuit Total	799,969	17,012	0	0	3,563	14,533	1,121,608

**CIRCUIT CLERK
DISBURSEMENT OF FUNDS BY COUNTY
DECEMBER 1, 2012 - NOVEMBER 30, 2013**

CIRCUIT	COUNTY	MISCELLANEOUS DISBURSEMENTS						
		RESTITUTION TO CRIME VICTIM	WORK RELEASE PAID TO COUNTY BOARD	WORK RELEASE PAID TO INDIVIDUALS	EXPENSES MINORS NEEDS	ABANDONED UNCLAIMED BAIL TO CTY.	ABANDONED UNCLAIMED PROP. TO STATE	DEPOSITS FROM JUD. SALES
12th.....	Will	1,550,664	0	0	0	79,678	86,658	0
12th.....	Circuit Total	1,550,664	0	0	0	79,678	86,658	0
13th.....	Bureau	9,416	0	0	0	0	1,633	0
	Grundy	49,613	806	0	0	2,437	0	0
	LaSalle	302,469	30,564	0	0	0	0	0
13th.....	Circuit Total	361,498	31,370	0	0	2,437	1,633	0
14th.....	Henry	46,821	21,683	0	0	0	0	0
	Mercer	61,236	8,399	0	20,276	0	0	0
	Rock Island	206,247	53,801	1,200	23,561	0	0	0
	Whiteside	157,916	15,870	0	25,271	0	0	0
14th.....	Circuit Total	472,220	99,753	1,200	69,107	0	0	0
15th.....	Carroll	50,017	6,794	0	476	0	0	0
	Jo Daviess	27,571	10,661	3,741	0	0	0	0
	Lee	61,406	628	0	1,110	0	0	0
	Ogle	86,961	23,507	0	11,709	0	3,778	0
	Stephenson	160,533	44,946	0	0	0	396	0
15th.....	Circuit Total	386,488	86,536	3,741	13,295	0	4,174	0
16th.....	Kane	729,283	0	0	0	271,311	0	0
16th.....	Circuit Total	729,283	0	0	0	271,311	0	0
17th.....	Boone	112,085	0	0	0	0	6,369	0
	Winnebago	400,974	111,396	0	0	0	0	1,491,224
17th.....	Circuit Total	513,059	111,396	0	0	0	6,369	1,491,224
18th.....	DuPage	1,247,556	159,210	0	0	0	0	0
18th.....	Circuit Total	1,247,556	159,210	0	0	0	0	0
19th.....	Lake	1,497,053	3,210	0	1,695	0	0	0
19th.....	Circuit Total	1,497,053	3,210	0	1,695	0	0	0
20th.....	Monroe	51,791	0	0	0	0	237	0
	Perry	67,712	0	0	0	0	2,389	0
	Randolph	94,545	0	0	0	0	321	0
	St. Clair	134,200	0	0	0	13,043	0	0
	Washington	103,327	0	0	0	904	407	34,634
20th.....	Circuit Total	451,574	0	0	0	13,946	3,353	34,634
21st.....	Iroquois	41,137	0	0	0	199	1,262	0
	Kankakee	86,280	8,583	0	0	14,614	719	0
21st.....	Circuit Total	127,418	8,583	0	0	14,813	1,981	0
22nd.....	McHenry	468,053	9,450	0	0	9,518	2,585	13,240
22nd.....	Circuit Total	468,053	9,450	0	0	9,518	2,585	13,240
23rd.....	DeKalb	252,612	0	0	0	8,403	0	0
	Kendall	160,414	9,913	0	0	0	8,006	0
23rd.....	Circuit Total	413,026	9,913	0	0	8,403	8,006	0
	Downstate Total	14,580,961	805,223	4,941	86,648	514,464	215,382	2,733,834
Cook	Cook County	2,165,588	0	0	0	4,461,401	119,351	3,790,389
	State Total	16,746,549	805,223	4,941	86,648	4,975,865	334,733	6,524,223

**CIRCUIT CLERK
DISBURSEMENT OF FUNDS BY COUNTY
DECEMBER 1, 2012 - NOVEMBER 30, 2013**

CIRCUIT	COUNTY	MISCELLANEOUS DISBURSEMENTS (CONTINUED)						GRAND TOTAL ALL FUNDS DISBURSED
		DEPOSITS ALL OTHER CATEGORIES	REIM. LOCAL ANTI-CRIME PROGRAM	BAIL REFUNDS	OTHER REFUNDS	OTHER DISBURSE- MENTS	TOTAL MISCELLANEOUS DISBURSEMENTS	
1st.....	Alexander	0	0	0	0	0	17,138	1,765,246
	Jackson	0	0	626,731	0	28,735	881,539	7,908,689
	Johnson	0	250	39,189	2,660	0	68,759	1,607,187
	Massac	0	0	52,322	0	0	127,678	2,766,109
	Pope	0	0	14,883	583	3,250	30,865	443,471
	Pulaski	0	1,380	50,142	0	0	63,520	3,368,343
	Saline	0	0	79,160	0	11,039	163,143	3,548,574
	Union	0	6,133	95,844	0	8,966	149,962	2,411,557
	Williamson	18,436	6,551	310,827	402	0	467,203	10,590,144
1st.....	Circuit Total	18,436	14,314	1,269,098	3,645	51,990	1,969,807	34,409,319
2nd.....	Crawford	0	2,186	87,014	530	66,225	217,009	3,246,913
	Edwards	0	11,145	13,227	0	3,905	76,544	1,050,886
	Franklin	1,445,606	142,807	103,216	3,536	4,375	1,806,790	7,807,374
	Gallatin	0	4,315	24,687	0	339	39,870	918,211
	Hamilton	0	5,776	8,898	4	0	32,577	1,858,452
	Hardin	0	0	17,096	5	5,107	32,487	556,685
	Jefferson	0	2,158	152,000	5,185	16,674	260,726	6,066,244
	Lawrence	0	0	149,094	424	14,469	183,521	2,197,369
	Richland	0	504	73,986	0	1,898	149,966	2,492,030
	Wabash	0	8,081	34,429	290	14,625	116,487	4,113,101
	Wayne	0	14,787	68,691	255	853	117,521	2,393,133
	White	0	25,177	29,580	189	0	96,893	2,870,392
2nd.....	Circuit Total	1,445,606	216,935	761,915	10,417	128,470	3,130,391	35,570,790
3rd.....	Bond	0	0	86,878	0	20,692	146,701	2,905,619
	Madison	117,511	0	1,719,071	61,281	464,990	2,694,850	38,280,504
3rd.....	Circuit Total	117,511	0	1,805,949	61,281	485,682	2,841,551	41,186,123
4th.....	Christian	0	7,476	364,340	0	7,694	433,531	5,927,063
	Clay	0	0	36,098	214	330	74,471	2,217,318
	Clinton	0	1,940	91,185	3,178	6,535	305,167	3,767,125
	Effingham	0	3,832	219,326	0	8,001	512,885	5,705,274
	Fayette	0	0	338,990	0	15,614	472,836	3,571,467
	Jasper	0	88	74,643	243	0	105,357	1,108,705
	Marion	624,263	2,644	222,040	1,443	20,547	1,043,103	7,165,980
	Montgomery	0	16,667	94,814	0	15,771	227,477	4,579,480
	Shelby	0	4,154	139,314	2,728	20,950	242,525	3,195,102
4th.....	Circuit Total	624,263	36,800	1,580,750	7,805	95,442	3,417,353	37,237,514
5th.....	Clark	0	1,680	67,298	360	11,058	99,433	2,386,059
	Coles	0	7,533	246,675	0	156,736	575,606	7,353,557
	Cumberland	0	0	60,572	153	23,726	110,437	1,766,243
	Edgar	0	0	36,439	0	0	89,986	2,445,194
	Vermilion	0	4,178	798,371	0	0	934,847	12,983,258
5th.....	Circuit Total	0	13,391	1,209,354	513	191,520	1,810,309	26,934,311

**CIRCUIT CLERK
DISBURSEMENT OF FUNDS BY COUNTY
DECEMBER 1, 2012 - NOVEMBER 30, 2013**

CIRCUIT	COUNTY	MISCELLANEOUS DISBURSEMENTS (CONTINUED)						GRAND TOTAL ALL FUNDS DISBURSED
		DEPOSITS ALL OTHER CATEGORIES	REIM. LOCAL ANTI-CRIME PROGRAM	BAIL REFUNDS	OTHER REFUNDS	OTHER DISBURSE- MENTS	TOTAL MISCELLANEOUS DISBURSEMENTS	
6th.....	Champaign	0	12,615	1,466,848	36,498	413,200	2,260,144	22,854,137
	DeWitt	0	3,506	66,594	1,479	14,964	107,840	2,588,955
	Douglas	59,353	1,205	52,471	1,386	1,695	194,204	2,713,641
	Macon	0	13,881	1,890,860	3,943	225,707	2,315,967	23,813,070
	Moultrie	29,298	0	149,186	1,168	11,520	227,906	2,539,849
	Piatt	0	0	58,246	969	0	86,396	2,607,777
6th.....	Circuit Total	88,651	31,207	3,684,204	45,443	667,086	5,192,456	57,117,430
7th.....	Greene	0	0	68,475	1,183	18,952	164,035	1,863,755
	Jersey	0	0	91,501	808	167,868	402,662	3,246,213
	Macoupin	0	12,896	421,308	0	3,911	569,106	6,416,398
	Morgan	0	4,048	51,718	3,029	19,916	146,739	5,516,664
	Sangamon	49,576	8,719	1,317,568	78,141	96,645	1,873,209	33,349,534
	Scott	0	0	6,889	1,518	840	26,471	624,449
7th.....	Circuit Total	49,576	25,663	1,957,459	84,679	308,133	3,182,223	51,017,013
8th.....	Adams	8,489	13,394	475,976	3,792	68,293	998,156	12,671,575
	Brown	0	0	22,705	0	11,327	39,745	950,384
	Calhoun	0	0	2,834	243	13,323	30,958	470,020
	Cass	0	0	12,544	290	854	64,418	2,222,121
	Mason	0	3,935	37,452	2,069	660	113,884	2,628,240
	Menard	0	3,116	19,119	0	0	58,524	1,869,334
	Pike	0	28,133	35,690	4,449	6,246	195,919	3,588,060
	Schuyler	0	0	58,090	0	151,885	237,560	1,885,484
8th.....	Circuit Total	8,489	48,578	664,409	10,842	252,587	1,739,165	26,285,218
9th.....	Fulton	0	0	84,908	3,017	0	191,833	6,859,549
	Hancock	0	0	13,718	0	23,485	88,878	2,562,171
	Henderson	0	310	29,636	2,632	21,943	105,814	1,617,299
	Knox	0	988	181,101	13,982	116,322	405,112	10,327,259
	McDonough	0	5,673	60,707	0	59,446	194,062	5,415,386
	Warren	0	164	34,136	9,196	31,550	119,193	3,295,069
9th.....	Circuit Total	0	7,134	404,206	28,827	252,746	1,104,892	30,076,734
10th.....	Marshall	55,915	0	27,698	1,218	3,352	109,576	1,964,152
	Peoria	664,861	11,045	319,377	13,252	182,982	1,419,786	31,156,481
	Putnam	0	3,098	7,343	0	0	29,448	973,493
	Stark	0	0	9,105	703	7,354	39,532	907,269
	Tazewell	0	0	8,607	342,419	84,059	631,358	24,119,256
10th.....	Circuit Total	720,776	14,143	372,129	357,593	277,748	2,229,700	59,120,651
11th.....	Ford	0	5,451	53,066	377	0	133,134	1,851,283
	Livingston	0	0	143,782	6,973	67,633	291,274	6,895,204
	Logan	50	7,734	119,459	1,773	60,574	346,072	5,007,991
	McLean	25,887	58,446	585,042	70,391	178,857	2,330,053	31,343,826
	Woodford	0	0	85,100	0	49,101	375,847	5,659,745
11th.....	Circuit Total	25,937	71,630	986,449	79,513	356,165	3,476,380	50,758,049

**CIRCUIT CLERK
DISBURSEMENT OF FUNDS BY COUNTY
DECEMBER 1, 2012 - NOVEMBER 30, 2013**

CIRCUIT	COUNTY	MISCELLANEOUS DISBURSEMENTS (CONTINUED)						TOTAL MISCELLANEOUS DISBURSEMENTS	GRAND TOTAL ALL FUNDS DISBURSED
		DEPOSITS ALL OTHER CATEGORIES	REIM. LOCAL ANTI-CRIME PROGRAM	BAIL REFUNDS	OTHER REFUNDS	OTHER DISBURSE- MENTS			
12th.....	Will	0	0	3,364,248	419,340	1,804,664	7,305,253	104,159,049	
12th.....	Circuit Total	0	0	3,364,248	419,340	1,804,664	7,305,253	104,159,049	
13th.....	Bureau	0	1,970	631,616	2,412	24,732	671,779	5,850,624	
	Grundy	0	1,600	73,164	0	0	127,620	8,234,066	
	LaSalle	0	52	1,301,439	0	195,805	1,830,329	19,722,722	
13th.....	Circuit Total	0	3,622	2,006,219	2,412	220,537	2,629,728	33,807,412	
14th.....	Henry	0	2,843	211,647	253,852	37	536,884	9,272,868	
	Mercer	0	16,907	60,203	0	2,936	169,957	2,467,267	
	Rock Island	0	9,638	908,564	0	52,500	1,255,510	27,444,271	
	Whiteside	0	10,356	287,537	1,068	475	498,493	11,739,736	
14th.....	Circuit Total	0	39,744	1,467,951	254,920	55,948	2,460,844	50,924,142	
15th.....	Carroll	0	1,600	41,537	8,445	580	109,449	1,865,150	
	Jo Daviess	0	0	78,506	0	44,967	165,445	2,072,732	
	Lee	0	12,505	208,835	3,241	35,120	322,846	5,976,082	
	Ogle	0	4,736	94,456	1,260	0	226,407	8,817,550	
	Stephenson	0	10,775	121,240	0	27,087	364,978	7,043,697	
15th.....	Circuit Total	0	29,617	544,574	12,946	107,754	1,189,125	25,775,212	
16th.....	Kane	0	0	2,658,091	228,447	827,496	4,714,629	73,079,392	
16th.....	Circuit Total	0	0	2,658,091	228,447	827,496	4,714,629	73,079,392	
17th.....	Boone	0	29,975	143,719	0	0	292,148	8,212,871	
	Winnebago	0	3,864	1,833,013	46,708	561,582	4,448,762	44,044,364	
17th.....	Circuit Total	0	33,839	1,976,732	46,708	561,582	4,740,910	52,257,236	
18th.....	DuPage	0	139,745	13,971,589	464,046	3,347,712	19,329,858	144,254,055	
18th.....	Circuit Total	0	139,745	13,971,589	464,046	3,347,712	19,329,858	144,254,055	
19th.....	Lake	0	68,690	4,808,854	157,017	1,934	6,538,453	82,548,927	
19th.....	Circuit Total	0	68,690	4,808,854	157,017	1,934	6,538,453	82,548,927	
20th.....	Monroe	0	0	98,653	0	4,995	155,676	3,794,337	
	Perry	0	51,602	25,636	0	94,367	241,706	3,534,122	
	Randolph	0	0	43,712	4,002	8,323	150,904	5,185,513	
	St. Clair	590,286	0	2,001,858	10,730	316,630	3,066,746	40,602,243	
	Washington	0	0	129,257	0	55,125	323,654	2,163,385	
20th.....	Circuit Total	590,286	51,602	2,299,118	14,732	479,440	3,938,686	55,279,600	
21st.....	Iroquois	0	0	93,268	0	50,837	186,703	3,521,706	
	Kankakee	0	6,290	1,603,083	0	350,486	2,070,055	16,501,407	
21st.....	Circuit Total	0	6,290	1,696,351	0	401,323	2,256,759	20,023,112	
22nd.....	McHenry	97,419	204,940	1,617,815	71,287	243,975	2,738,282	45,375,899	
22nd.....	Circuit Total	97,419	204,940	1,617,815	71,287	243,975	2,738,282	45,375,899	
23rd.....	DeKalb	0	5,934	686,972	0	213,851	1,167,771	15,104,532	
	Kendall	0	0	643,047	8,478	161,948	991,806	15,495,763	
23rd.....	Circuit Total	0	5,934	1,330,019	8,478	375,799	2,159,577	30,600,294	
	Downstate Total	3,786,950	1,063,817	52,437,483	2,370,893	11,495,731	90,096,330	1,167,797,481	
Cook	Cook County	13,375,060	0	49,467,160	0	223,377	73,602,326	502,248,363	
	State Total	17,162,010	1,063,817	101,904,643	2,370,893	11,719,108	163,698,656	1,670,045,844	

MANDATORY ARBITRATION

Mandatory Arbitration Program Statistics



In Illinois, court-annexed arbitration is a mandatory, non-binding, non-court procedure designed to resolve civil disputes by utilizing a neutral third party, called an arbitration panel. Mandatory arbitration applies rules of evidence and procedure which are less formal than those followed in trial courts and usually leads to more timely and less expensive resolution of disputes. An arbitration panel can recommend, but not impose, a decision. In the exercise of its general administrative and supervisory authority over Illinois courts, Supreme Court rules prescribe actions which are subject to mandatory arbitration. The rules address a range of operational procedures including: appointment, qualifications, and compensation of arbitrators; scheduling of hearings; discovery process; conduct of hearings; absence of a party; award and judgment on an award; rejection of an award; and form of oath, award and notice of award. In the sixteen jurisdictions approved by the Supreme Court to operate such programs, all civil cases filed in which the amount of monetary damages being sought falls within the program's jurisdictional limit, are subject to the arbitration process. These modest sized claims are amenable to closer management and quicker resolution by using a less formal alternative process than a typical trial court proceeding.

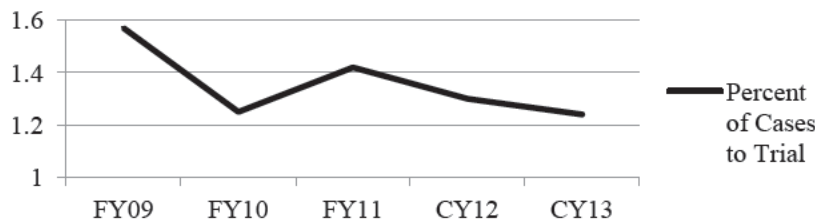
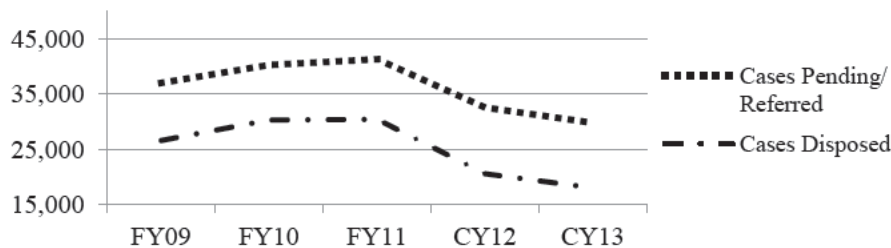
Explanations for Data Listed In the Below Charts:

- Cases Pending/Referred to Arbitration - number of cases filed and pending in arbitration program as of a certain date.
- Pre-Hearing Dispositions - number of cases disposed prior to an arbitration hearing.
- Arbitration Hearings - number of cases that had an arbitration hearing.
- Awards Accepted - number of arbitration awards that were accepted by a party.
- Post-Hearing Dispositions - number of cases disposed after an arbitration hearing.
- Awards Rejected - number of arbitration awards rejected by a party.
- Post-Rejection Dispositions – number of cases disposed after an award was rejected by a party.
- Arbitration Cases Proceeding to Trial - number of cases that went to trial after an award was rejected.

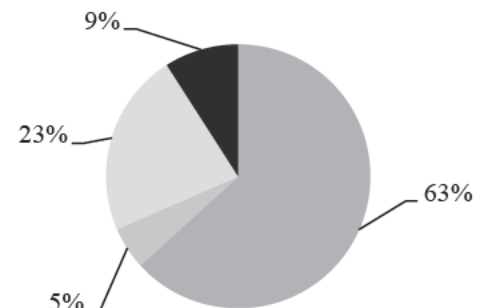
CY2013 Statewide Caseload

Cases Pending/Referred to Arbitration	29,709
Pre-Hearing Dispositions	11,363
Arbitration Hearings	6,534
Awards Accepted	1,630

Post-Hearing Dispositions	932
Awards Rejected	3,562
Post-Rejection Dispositions	4,038
Arbitration Cases Proceeding to Trial	367



CY2013 Case Dispositions

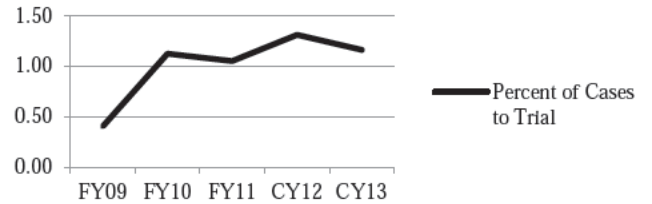



- Pre-Hearing Dispositions (63%)
- Post-Hearing Dispositions (5%)
- Post-Rejection Dispositions (23%)
- Awards Accepted (9%)

CY2013 Circuit Caseload

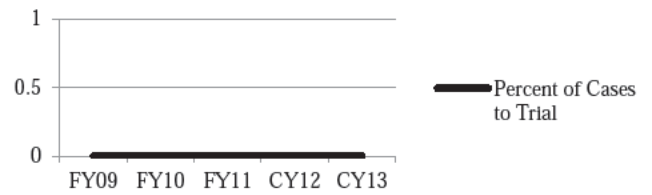
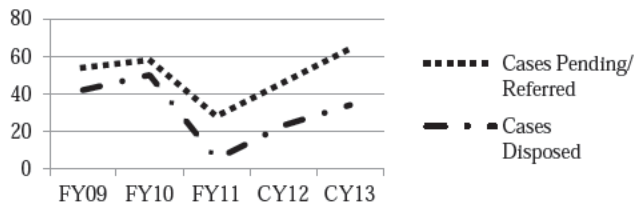
Third Judicial Circuit - Madison County

Cases Pending/Referred to Arbitration	1,038	Post-Hearing Dispositions	12
Pre-Hearing Dispositions	594	Awards Rejected	39
Arbitration Hearings	102	Post-Rejection Dispositions	33
Awards Accepted	53	Arbitration Cases Proceeding to Trial	12



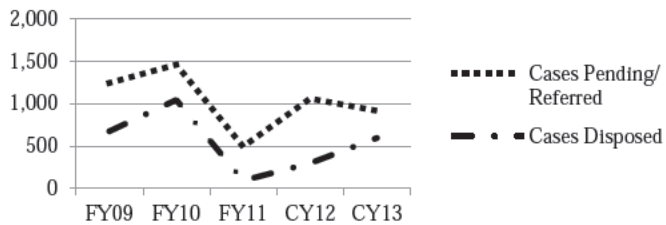
Eleventh Judicial Circuit - Ford County

Cases Pending/Referred to Arbitration	64	Post-Hearing Dispositions	0
Pre-Hearing Dispositions	34	Awards Rejected	0
Arbitration Hearings	2	Post-Rejection Dispositions	0
Awards Accepted	0	Arbitration Cases Proceeding to Trial	0



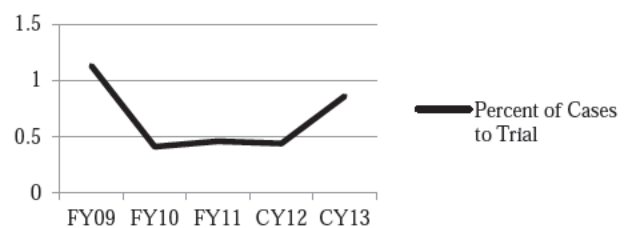

Eleventh Judicial Circuit - McLean County

Cases Pending/Referred to Arbitration	917	Post-Hearing Dispositions	15
Pre-Hearing Dispositions	563	Awards Rejected	7
Arbitration Hearings	27	Post-Rejection Dispositions	4
Awards Accepted	13	Arbitration Cases Proceeding to Trial	1





Twelfth Judicial Circuit - Will County

Cases Pending/Referred to Arbitration	2,200	Post-Hearing Dispositions	52
Pre-Hearing Dispositions	1,380	Awards Rejected	71
Arbitration Hearings	154	Post-Rejection Dispositions	58
Awards Accepted	26	Arbitration Cases Proceeding to Trial	19



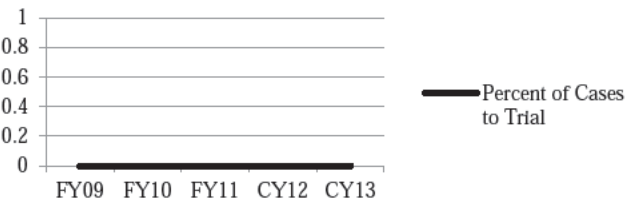
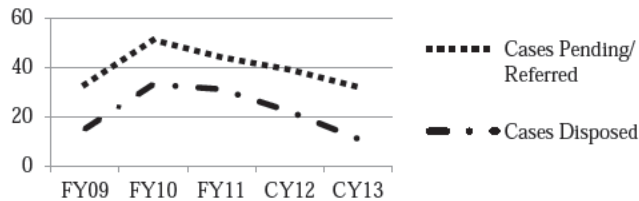
Fourteenth Judicial Circuit - Henry County

Cases Pending/Referred to Arbitration	92	Post-Hearing Dispositions	6
Pre-Hearing Dispositions	51	Awards Rejected	3
Arbitration Hearings	6	Post-Rejection Dispositions	5
Awards Accepted	0	Arbitration Cases Proceeding to Trial	0



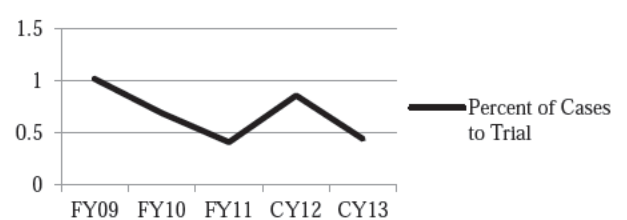

Fourteenth Judicial Circuit - Mercer County

Cases Pending/Referred to Arbitration	32	Post-Hearing Dispositions	0
Pre-Hearing Dispositions	11	Awards Rejected	0
Arbitration Hearings	0	Post-Rejection Dispositions	0
Awards Accepted	0	Arbitration Cases Proceeding to Trial	0




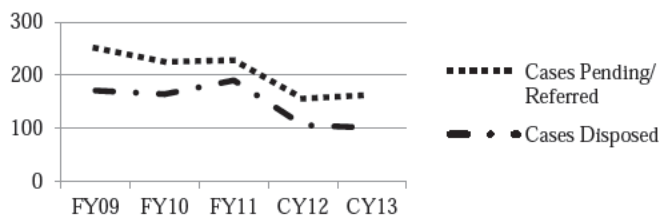
Fourteenth Judicial Circuit - Rock Island County

Cases Pending/Referred to Arbitration	452	Post-Hearing Dispositions	25
Pre-Hearing Dispositions	164	Awards Rejected	15
Arbitration Hearings	32	Post-Rejection Dispositions	11
Awards Accepted	2	Arbitration Cases Proceeding to Trial	2




Fourteenth Judicial Circuit - Whiteside County

Cases Pending/Referred to Arbitration	163	Post-Hearing Dispositions	0
Pre-Hearing Dispositions	101	Awards Rejected	2
Arbitration Hearings	3	Post-Rejection Dispositions	0
Awards Accepted	0	Arbitration Cases Proceeding to Trial	0




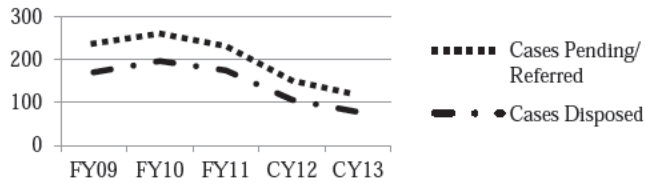
Sixteenth Judicial Circuit - Kane County

Cases Pending/Referred to Arbitration	1,665	Post-Hearing Dispositions	31
Pre-Hearing Dispositions	49	Awards Rejected	42
Arbitration Hearings	130	Post-Rejection Dispositions	56
Awards Accepted	33	Arbitration Cases Proceeding to Trial	8



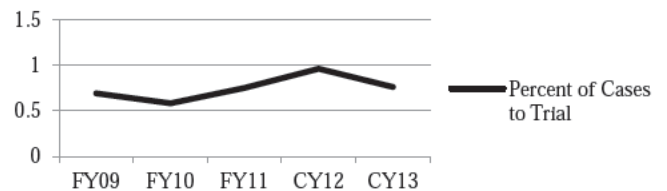

Seventeenth Judicial Circuit - Boone County

Cases Pending/Referred to Arbitration	117	Post-Hearing Dispositions	2
Pre-Hearing Dispositions	69	Awards Rejected	4
Arbitration Hearings	9	Post-Rejection Dispositions	3
Awards Accepted	4	Arbitration Cases Proceeding to Trial	0



Seventeenth Judicial Circuit - Winnebago County


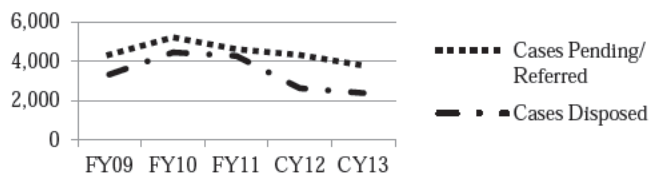
Cases Pending/Referred to Arbitration	925	Post-Hearing Dispositions	18
Pre-Hearing Dispositions	533	Awards Rejected	42
Arbitration Hearings	81	Post-Rejection Dispositions	28
Awards Accepted	18	Arbitration Cases Proceeding to Trial	7



Note: New local rule provides that small claims cases with jury demands be transferred into arbitration.

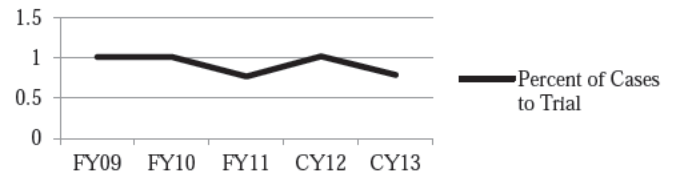
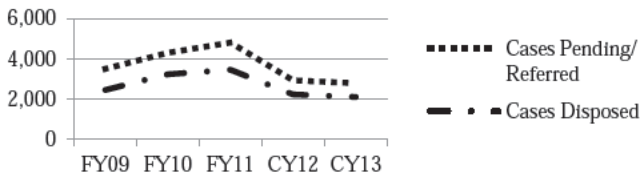
Eighteenth Judicial Circuit - DuPage County

Cases Pending/Referred to Arbitration	3,775	Post-Hearing Dispositions	48
Pre-Hearing Dispositions	2,142	Awards Rejected	155
Arbitration Hearings	257	Post-Rejection Dispositions	132
Awards Accepted	59	Arbitration Cases Proceeding to Trial	31



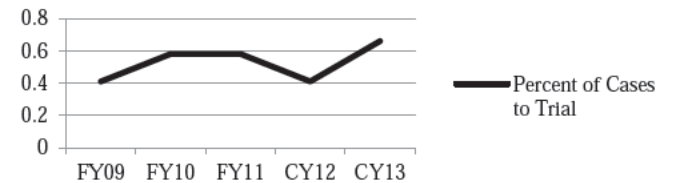
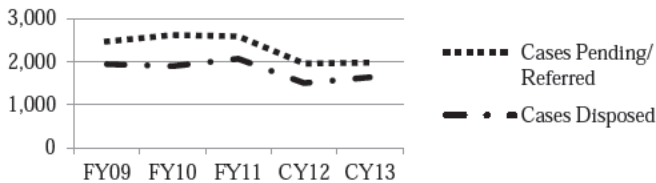
Nineteenth Judicial Circuit - Lake County

Cases Pending/Referred to Arbitration	2,781	Post-Hearing Dispositions	60
Pre-Hearing Dispositions	1,769	Awards Rejected	114
Arbitration Hearings	217	Post-Rejection Dispositions	106
Awards Accepted	171	Arbitration Cases Proceeding to Trial	22



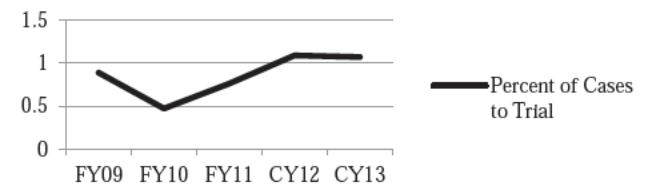

Twentieth Judicial Circuit - St. Clair County

Cases Pending/Referred to Arbitration	1,974	Post-Hearing Dispositions	22
Pre-Hearing Dispositions	1,543	Awards Rejected	51
Arbitration Hearings	118	Post-Rejection Dispositions	29
Awards Accepted	44	Arbitration Cases Proceeding to Trial	13



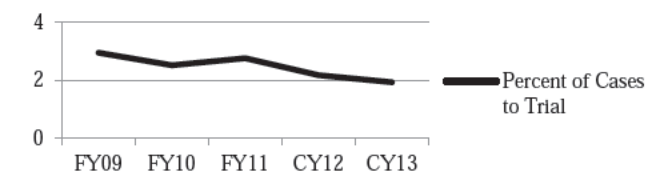
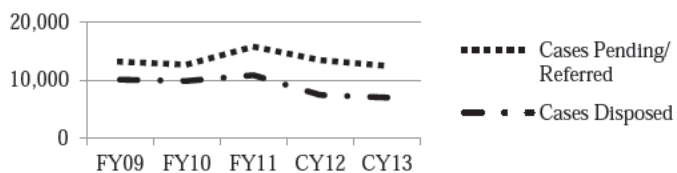
Twenty-Second Judicial Circuit - McHenry County

Cases Pending/Referred to Arbitration	1,027	Post-Hearing Dispositions	16
Pre-Hearing Dispositions	698	Awards Rejected	34
Arbitration Hearings	75	Post-Rejection Dispositions	31
Awards Accepted	21	Arbitration Cases Proceeding to Trial	11



Circuit Court of Cook County

Cases Pending/Referred to Arbitration	12,487	Post-Hearing Dispositions	625
Pre-Hearing Dispositions	1,662	Awards Rejected	2,983
Arbitration Hearings	5,321	Post-Rejection Dispositions	3,542
Awards Accepted	1,186	Arbitration Cases Proceeding to Trial	241



2013 Mandatory Arbitration Program Statistics
Average Award Amounts and Average Number of Days (By Case Type)

Arbitration Program		Automobile/ Subrogation	Collections	Contracts	Liability/Tort	Property Damage	Personal Injury	Other
Boone	Average Award		\$10,570.00	\$30,610.00		\$24,147.00	\$11,729.00	
	Average Number of Days		937	192		478	697	
Cook	Average Award	\$5,854.00	\$5,600.50*		\$5,302.50		\$9,425.50	\$3,392.00
	Average Number of Days	211	201		228		230	172
DuPage	Average Award	\$8,251.00	\$14,113.00	\$15,741.00	\$12,904.00	\$6,381.00	\$15,431.00	\$21,568.00
	Average Number of Days	352	578	418	318	334	343	427
Ford	Average Award		\$7,268.43					\$5,658.00
	Average Number of Days		220	201				120
Henry	Average Award		\$73,346.49	\$5,000.00			\$62,277.96	
	Average Number of Days		2442	906		633	3070	
Kane	Average Award	\$6,736.00	\$60,483.50	\$6,048.50	\$11,699.00	\$4,509.00	\$10,152.62	\$9,570.00
	Average Number of Days	320	542	317	215	238	395	545
Lake	Average Award	\$6,787.46	\$14,338.88	\$11,348.42		\$2,204.39	\$14,496.41	
	Average Number of Days	221	317	409		223	364	572
Madison	Average Award	\$18,985.00	\$11,648.00	\$9,957.00	\$10,861.00	\$5,750.00	\$14,809.00	\$45,269.00
	Average Number of Days	390	394	332	283	317	369	321
McHenry	Average Award	\$5,490.75	\$17,154.55	\$11,413.49		\$5,830.01	\$13,950.59	
	Average Number of Days	400.2	356.6	400.6		176	442.3	
McLean	Average Award	\$14,989.20	\$7,694.61	\$3,824.27		\$6,018.22	\$13,889.58	\$2,604.12
	Average Number of Days	388	187.4	417		486	416.5	602.5
Mercer	Average Award	\$0.00	\$0.00	\$0.00	\$0.00	\$0.00	\$0.00	\$0.00
	Average Number of Days	0	0	0	0	0	0	0
Rock Island	Average Award	\$8,360.55	\$11,897.28	\$6,650.00	\$25,000.00		\$16,736.75	
	Average Number of Days	554	446	551	253		448	
St. Clair	Average Award	\$18,555.00	\$7,479.00	\$7,770.00	\$8,944.00	\$2,667.00	\$14,176.00	\$7,243.00
	Average Number of Days	391	384	383	428	226	450	393
Whiteside	Average Award						\$21,528.39	
	Average Number of Days						680	
Will	Average Award	\$14,360.00	\$16,622.00	\$12,337.00			\$6,502.00	\$11,476.00
	Average Number of Days	498	401	360			667	364
Winnebago	Average Award	\$8,708.00	\$7,443.00	\$11,933.00		\$4,609.00	\$13,667.00	\$8,500.00
	Average Number of Days	342	489	337		333	417	343

*This figure includes Collections and Contracts.

ADULT AND JUVENILE PROBATION

AND

SUPERVISED PRETRIAL RELEASE

ABBREVIATIONS

Explanations for abbreviations used in column headings in this section are explained below.

Admin.	<u>Administrative Cases</u> : Cases still active but not under direct supervision.
PSI	<u>Presentence Investigation</u> : A comprehensive written background investigation report on a convicted offender prepared by the probation department to provide information to the court to determine an appropriate sentence.
Abbrev. PSI	<u>Abbreviated Presentence Investigation</u> : Sometimes referred to as a “short form” presentence investigation, this is a less-comprehensive report permitted in less serious (i.e., misdemeanor) criminal cases.
IPS	<u>Intensive Probation Supervision Program</u> : A highly structured, surveillance oriented, prison diversion program for non-violent felony offenders sentenced to probation. <u>Intake</u> – Level of supervision, equal to that of Level 1, for the first 30-60 days within the program. <u>Level 1</u> – Highest level of supervision contacts per week, based on an assessment of high risk, for offenders sentenced to IPS. <u>Level 2</u> – Less frequent level of supervision contacts per week, based on an assessment of moderate risk, for offenders sentenced to IPS. <u>Level 3</u> – Lowest level of supervision contacts per week, based on documented improvement of performance by offenders within the program.
CUS	<u>Continued Under Supervision</u> : A juvenile case which is under court order and probation supervision without a formal finding of delinquency.
Spec. DUI	<u>Maximum</u> - Evaluated at Level II with prior DUI or Level III by a licensed DASA evaluator and ordered to supervision by the court, with substance abuse treatment as a condition, for between 90 and up to 180 days. <u>Aftercare</u> – Cases successfully completing maximum supervision period but still under the DUI officer's caseload for the court ordered term of supervision.

Active Adult Caseload
(As of December 31, 2013)

Circuit	County	Felony	Misd.	DUI	Traffic	Total	Admin.
1st	Alexander	76	19	9	28	132	112
	Jackson	386	247	190	68	891	205
	Johnson	48	36	10	5	99	42
	Massac	129	64	21	15	229	335
	Pope	21	19	3	5	48	20
	Pulaski	58	50	5	3	116	140
	Saline	253	67	73	11	404	75
	Union	63	69	57	8	197	40
	Williamson	336	232	226	122	916	146
1st Circuit Total		1,370	803	594	265	3,032	1,115
2nd	Crawford	91	35	8	3	137	187
	Edwards	46	37	7	1	91	30
	Franklin	320	149	32	6	507	116
	Gallatin	42	30	1	0	73	13
	Hamilton	25	10	2	1	38	22
	Hardin	21	50	1	0	72	14
	Jefferson	285	59	45	23	412	62
	Lawrence	88	64	6	2	160	129
	Richland	111	37	6	0	154	30
	Wabash	121	47	19	1	188	69
	Wayne	50	39	11	3	103	54
	White	71	15	1	5	92	34
	2nd Circuit Total		1,271	572	139	45	2,027
3rd	Bond	113	47	39	13	212	152
	Madison	1,294	135	265	0	1,694	924
3rd Circuit Total		1,407	182	304	13	1,906	1,076
4th	Christian	160	162	124	19	465	74
	Clay	117	59	68	5	249	72
	Clinton	103	61	62	4	230	189
	Effingham	159	174	153	41	527	443
	Fayette	207	103	73	16	399	402
	Jasper	57	58	38	2	155	25
	Marion	402	225	233	31	891	200
	Montgomery	112	278	143	0	533	203
	Shelby	120	82	34	1	237	261
4th Circuit Total		1,437	1,202	928	119	3,686	1,869
5th	Clark	77	8	5	3	93	52
	Coles	414	81	57	7	559	582
	Cumberland	58	14	13	5	90	66
	Edgar	151	47	7	1	206	61
	Vermilion	438	219	46	25	728	250
5th Circuit Total		1,138	369	128	41	1,676	1,011
6th	Champaign	1,035	235	189	13	1,472	531
	DeWitt	78	47	50	9	184	138
	Douglas	62	48	64	4	178	119
	Macon	1,202	416	2	1	1,621	614
	Moultrie	41	36	35	13	125	60
	Piatt	53	94	45	14	206	33
6th Circuit Total		2,471	876	385	54	3,786	1,495

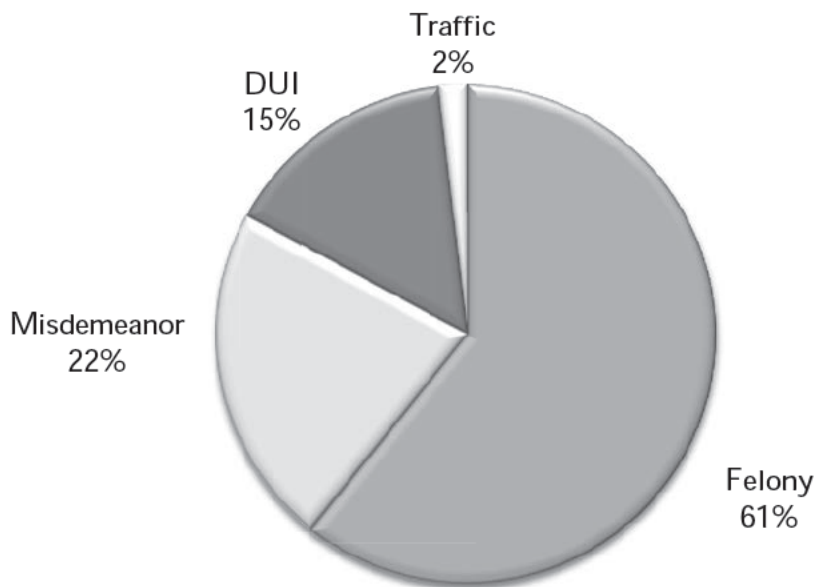
Active Adult Caseload
(As of December 31, 2013)

Circuit	County	Felony	Misd.	DUI	Traffic	Total	Admin.
7th	Greene/Scott	84	107	40	9	240	4
	Jersey	79	10	6	0	95	36
	Macoupin	236	82	138	3	459	83
	Morgan	173	125	79	10	387	236
	Sangamon	662	324	13	0	999	1,564
7th Circuit Total		1,234	648	276	22	2,180	1,923
8th	Adams	476	80	165	3	724	116
	Brown	26	39	22	2	89	5
	Calhoun	27	4	8	2	41	12
	Cass	87	38	42	5	172	75
	Mason	83	57	38	6	184	44
	Menard	25	19	5	3	52	89
	Pike	124	64	50	3	241	169
	Schuyler	52	42	31	3	128	7
8th Circuit Total		900	343	361	27	1,631	517
9th	Fulton	155	50	10	3	218	65
	Hancock	44	5	0	1	50	26
	Henderson	14	6	0	0	20	28
	Knox	218	51	23	10	302	106
	McDonough	72	11	2	2	87	125
	Warren	53	19	5	4	81	30
9th Circuit Total		556	142	40	20	758	380
10th	Marshall	38	43	7	7	95	144
	Peoria	997	238	0	64	1,299	3,133
	Putnam	46	25	6	3	80	155
	Stark	26	11	3	0	40	48
	Tazewell	426	177	81	25	709	1,455
10th Circuit Total		1,533	494	97	99	2,223	4,935
11th	Ford	78	93	45	0	216	52
	Livingston	236	51	35	0	322	346
	Logan	172	120	21	13	326	959
	McLean	1,068	59	57	7	1,191	331
	Woodford	140	82	50	15	287	879
11th Circuit Total		1,694	405	208	35	2,342	2,567
12th	Will	1,638	202	239	0	2,079	696
13th	Bureau	119	31	2	1	153	20
	Grundy	176	42	6	2	226	116
	LaSalle	488	56	18	6	568	203
13th Circuit Total		783	129	26	9	947	339
14th	Henry	181	47	4	0	232	552
	Mercer	77	38	5	2	122	42
	Rock Island	794	209	979	31	2,013	807
	Whiteside	350	146	138	18	652	417
14th Circuit Total		1,402	440	1,126	51	3,019	1,818

**Active Adult Caseload
(As of December 31, 2013)**

Circuit	County	Felony	Misd.	DUI	Traffic	Total	Admin.
15th	Carroll	67	35	13	0	115	205
	Jo Daviess	53	57	29	5	144	103
	Lee	170	58	31	34	293	391
	Ogle	157	86	20	13	276	521
	Stephenson	346	244	65	9	664	1,534
15th Circuit Total		793	480	158	61	1,492	2,754
16th	Kane	1,719	470	171	37	2,397	1,421
17th	Boone	134	102	41	3	280	860
	Winnebago	2,264	762	1,216	14	4,256	1,569
17th Circuit Total		2,398	864	1,257	17	4,536	2,429
18th	DuPage	1,691	1,123	419	24	3,257	1,966
19th	Lake	1,755	1,019	513	198	3,485	731
20th	Monroe	85	2	1	0	88	363
	Perry	68	23	5	0	96	188
	Randolph	86	26	2	0	114	98
	St. Clair	1,646	119	29	5	1,799	734
	Washington	54	14	6	0	74	88
20th Circuit Total		1,939	184	43	5	2,171	1,471
21st	Iroquois	166	25	9	1	201	85
	Kankakee	516	167	2	0	685	148
21st Circuit Total		682	192	11	1	886	233
22nd	McHenry	577	170	51	22	820	210
23rd	DeKalb	331	135	2	2	470	880
	Kendall	243	256	7	0	506	1,072
23rd Circuit Total		574	391	9	2	976	1,952
Cook	Adult	18,986	4,016	680	47	23,729	3,225
	Social Service	58	2,525	4,442	262	7,287	2,236
Cook County Total		19,044	6,541	5,122	309	31,016	5,461
Statewide Total		50,006	18,241	12,605	1,476	82,328	39,129

Statewide Active Adult Caseload



**Active Adult IPS Caseload
(As of December 31, 2013)**

Circuit	County	Intake	Level I	Level II	Level III	Total
5th	Vermilion	3	7	1	2	13
10th	Peoria	8	10	14	9	41
10th	Tazewell	1	0	10	1	12
11th	McLean	1	12	12	6	31
12th	Will	0	11	10	14	35
19th	Lake	8	27	22	1	58
20th	St. Clair	17	45	34	11	107
22nd	McHenry	0	3	2	6	11
Cook	Adult	93	194	121	198	606
Total IPS Cases		131	309	226	248	914

**Active Specialized DUI Program Caseload
(As of December 31, 2013)**

Circuit	County	Maximum	After Care	Total
5th	Vermilion	15	1	16
11th	McLean	51	25	76
22nd	McHenry	12	26	38
Cook	Social Service	1,361	0	1,361
Total Specialized DUI		1,439	52	1,491

**Adult Supervised Pretrial Release
(As of December 31, 2013)**

Circuit	County	Electronic Monitoring	Supervised Pretrial Release	Total
1st	Alexander	0	2	2
	Jackson	1	0	1
	Johnson	0	5	5
	Massac	0	6	6
	Pope	0	0	0
	Pulaski	0	0	0
	Saline	3	4	7
	Union	0	1	1
	Williamson	0	1	1
1st Circuit Total		4	19	23
2nd	Crawford	0	0	0
	Edwards	0	6	6
	Franklin	0	0	0
	Gallatin	0	0	0
	Hamilton	0	0	0
	Hardin	0	0	0
	Jefferson	0	0	0
	Lawrence	0	0	0
	Richland	0	0	0
	Wabash	0	0	0
	Wayne	0	1	1
	White	0	0	0
2nd Circuit Total		0	7	7
3rd	Bond	0	12	12
	Madison	1	16	17
3rd Circuit Total		1	28	29
4th	Christian	4	119	123
	Clay	5	40	45
	Clinton	0	1	1
	Effingham	0	120	120
	Fayette	1	12	13
	Jasper	0	0	0
	Marion	2	35	37
	Montgomery	0	0	0
	Shelby	0	10	10
4th Circuit Total		12	337	349
5th	Clark	1	0	1
	Coles	0	56	56
	Cumberland	0	0	0
	Edgar	0	0	0
	Vermilion	0	0	0
5th Circuit Total		1	56	57

**Adult Supervised Pretrial Release
(As of December 31, 2013)**

Circuit	County	Electronic Monitoring	Supervised Pretrial Release	Total
6th	Champaign	0	0	0
	DeWitt	0	0	0
	Douglas	0	0	0
	Macon	2	80	82
	Moultrie	0	0	0
	Piatt	0	2	2
6th Circuit Total		2	82	84
7th	Greene/Scott	0	0	0
	Jersey	0	0	0
	Macoupin	0	0	0
	Morgan	0	1	1
	Sangamon	4	0	4
7th Circuit Total		4	1	5
8th	Adams	0	0	0
	Brown	0	0	0
	Calhoun	0	0	0
	Cass	0	7	7
	Mason	0	0	0
	Menard	0	0	0
	Pike	1	0	1
	Schuyler	0	0	0
8th Circuit Total		1	7	8
9th	Fulton	0	1	1
	Hancock	0	0	0
	Henderson	0	0	0
	Knox	0	5	5
	McDonough	0	2	2
	Warren	0	0	0
9th Circuit Total		0	8	8
10th	Marshall	1	0	1
	Peoria	0	0	0
	Putnam	0	0	0
	Stark	0	0	0
	Tazewell	4	10	14
10th Circuit Total		5	10	15
11th	Ford	0	0	0
	Livingston	0	0	0
	Logan	1	0	1
	McLean	6	41	47
	Woodford	0	0	0
11th Circuit Total		7	41	48
12th	Will	1	0	1

**Adult Supervised Pretrial Release
(As of December 31, 2013)**

Circuit	County	Electronic Monitoring	Supervised Pretrial Release	Total
13th	Bureau	0	0	0
	Grundy	0	0	0
	LaSalle	0	0	0
13th Circuit Total		0	0	0
14th	Henry	0	7	7
	Mercer	0	0	0
	Rock Island	0	32	32
	Whiteside	1	20	21
14th Circuit Total		1	59	60
15th	Carroll	0	1	1
	Jo Daviess	5	22	27
	Lee	0	17	17
	Ogle	0	52	52
	Stephenson	0	19	19
15th Circuit Total		5	111	116
16th	Kane	32	125	157
17th	Boone	0	34	34
	Winnebago	0	907	907
17th Circuit Total		0	941	941
18th	DuPage	0	868	868
19th	Lake	0	613	613
20th	Monroe	0	0	0
	Perry	2	8	10
	Randolph	0	0	0
	St. Clair	83	68	151
	Washington	0	8	8
20th Circuit Total		85	84	169
21st	Iroquois	0	3	3
	Kankakee	3	8	11
21st Circuit Total		3	11	14
22nd	McHenry	37	39	76
23rd	DeKalb	1	1	2
	Kendall	9	4	13
23rd Circuit Total		10	5	15
Cook	Adult	0	2,448	2,448
	Social Service	N/A	N/A	N/A
Cook County Total		0	2,448	2,448
Statewide Total		211	5,900	6,111

**Adult Investigations Report
(Calendar Year 2013)**

Circuit	County	Abbrev.		Pretrial	Record	Other	Total
		PSI	PSI	Bond	Check		
1st	Alexander	32	0	0	20	0	52
	Jackson	71	0	0	81	0	152
	Johnson	5	0	1	1	0	7
	Massac	10	0	0	0	1	11
	Pope	3	0	0	0	0	3
	Pulaski	1	0	0	21	0	22
	Saline	33	0	0	7	0	40
	Union	9	0	0	23	0	32
	Williamson	31	0	0	36	0	67
1st Circuit Total		195	0	1	189	1	386
2nd	Crawford	4	0	0	4	0	8
	Edwards	10	0	0	2	0	12
	Franklin	8	2	0	17	0	27
	Gallatin	4	1	0	24	0	29
	Hamilton	0	0	0	0	0	0
	Hardin	9	0	0	34	0	43
	Jefferson	24	0	0	0	0	24
	Lawrence	41	0	0	5	0	46
	Richland	21	3	54	52	0	130
	Wabash	10	0	0	1	1	12
	Wayne	5	0	0	15	0	20
	White	7	0	0	6	0	13
	2nd Circuit Total		143	6	54	160	1
3rd	Bond	8	0	7	228	0	243
	Madison	58	1	2,462	0	62	2,583
3rd Circuit Total		66	1	2,469	228	62	2,826
4th	Christian	13	10	0	45	0	68
	Clay	10	0	0	54	0	64
	Clinton	26	0	0	90	0	116
	Effingham	9	0	0	102	0	111
	Fayette	12	0	0	115	0	127
	Jasper	3	0	0	23	0	26
	Marion	56	0	0	0	2	58
	Montgomery	21	1	3	32	3	60
	Shelby	7	0	0	34	0	41
4th Circuit Total		157	11	3	495	5	671
5th	Clark	13	1	0	0	0	14
	Coles	34	0	118	0	24	176
	Cumberland	3	0	0	0	0	3
	Edgar	30	0	0	0	0	30
	Vermilion	270	0	0	0	0	270
5th Circuit Total		350	1	118	0	24	493

**Adult Investigations Report
(Calendar Year 2013)**

Circuit	County	Abbrev.		Pretrial	Record		Total
		PSI	PSI	Bond	Check	Other	
6th	Champaign	603	5	32	0	1	641
	DeWitt	3	0	0	2	0	5
	Douglas	15	10	0	0	0	25
	Macon	251	536	1,677	33	58	2,555
	Moultrie	6	0	0	0	24	30
	Piatt	3	0	0	0	0	3
6th Circuit Total		881	551	1,709	35	83	3,259
7th	Greene/Scott	0	0	0	0	0	0
	Jersey	15	13	0	18	9	55
	Macoupin	21	2	0	10	0	33
	Morgan	47	17	27	6	148	245
	Sangamon	93	0	0	5	23	121
7th Circuit Total		176	32	27	39	180	454
8th	Adams	561	2	0	0	0	563
	Brown	4	1	0	8	5	18
	Calhoun	9	3	0	1	1	14
	Cass	67	10	7	2	0	86
	Mason	27	0	0	30	0	57
	Menard	34	1	0	9	0	44
	Pike	43	0	0	0	0	43
	Schuyler	18	19	0	19	3	59
8th Circuit Total		763	36	7	69	9	884
9th	Fulton	10	1	0	88	9	108
	Hancock	11	0	0	23	0	34
	Henderson	2	0	0	22	0	24
	Knox	59	1	0	60	24	144
	McDonough	30	0	0	59	11	100
	Warren	10	3	0	46	3	62
9th Circuit Total		122	5	0	298	47	472
10th	Marshall	7	0	1	5	0	13
	Peoria	357	1	0	235	0	593
	Putnam	2	0	0	0	0	2
	Stark	7	2	0	4	0	13
	Tazewell	59	0	591	106	426	1,182
10th Circuit Total		432	3	592	350	426	1,803
11th	Ford	22	0	0	7	0	29
	Livingston	88	0	1	36	0	125
	Logan	21	0	0	14	0	35
	McLean	278	0	350	1,179	0	1,807
	Woodford	48	160	0	7	1	216
11th Circuit Total		457	160	351	1,243	1	2,212
12th	Will	487	16	0	74	9	586

**Adult Investigations Report
(Calendar Year 2013)**

Circuit	County	Abbrev.		Pretrial	Record	Other	Total
		PSI	PSI	Bond	Check		
13th	Bureau	24	4	0	16	1	45
	Grundy	19	7	0	20	0	46
	LaSalle	89	34	0	34	0	157
13th Circuit Total		132	45	0	70	1	248
14th	Henry	113	0	0	18	400	531
	Mercer	9	1	84	10	0	104
	Rock Island	91	3	965	25	289	1,373
	Whiteside	50	0	161	14	0	225
14th Circuit Total		263	4	1,210	67	689	2,233
15th	Carroll	7	3	0	0	0	10
	Jo Daviess	7	0	78	9	0	94
	Lee	10	5	0	0	0	15
	Ogle	23	0	73	20	0	116
	Stephenson	80	5	14	383	4	486
15th Circuit Total		127	13	165	412	4	721
16th	Kane	197	0	110	157	48	512
17th	Boone	87	1	246	21	0	355
	Winnebago	280	4	4,755	12	0	5,051
17th Circuit Total		367	5	5,001	33	0	5,406
18th	DuPage	392	339	1,155	340	0	2,226
19th	Lake	181	36	2,100	107	0	2,424
20th	Monroe	5	0	0	0	0	5
	Perry	5	0	0	13	0	18
	Randolph	12	0	0	14	0	26
	St. Clair	249	0	1,877	201	674	3,001
	Washington	0	0	0	62	0	62
20th Circuit Total		271	0	1,877	290	674	3,112
21st	Iroquois	14	0	1	14	0	29
	Kankakee	87	3	62	33	32	217
21st Circuit Total		101	3	63	47	32	246
22nd	McHenry	43	0	1,067	1,293	34	2,437
23rd	DeKalb	49	0	0	46	373	468
	Kendall	40	0	0	17	839	896
23rd Circuit Total		89	0	0	63	1,212	1,364
Cook	Adult	2,857	0	24,987	0	0	27,844
	Social Service	0	0	0	0	546	546
Cook County Total		2,857	0	24,987	0	546	28,390
Statewide Total		9,249	1,267	43,066	6,059	4,088	63,729

**Adult Probation - Programs Ordered
(Calendar Year 2013)**

Circuit	County	Alcohol	Drug	Alcohol &Drug	Mental Health	Sex Offender	Total
1st	Alexander	1	1	1	1	1	5
	Jackson	8	37	15	28	5	93
	Johnson	0	1	11	6	0	18
	Massac	0	4	39	2	3	48
	Pope	0	0	0	1	1	2
	Pulaski	0	0	0	0	0	0
	Saline	0	0	0	0	0	0
	Union	1	1	0	3	0	5
	Williamson	1	3	29	30	5	68
1st Circuit Total		11	47	95	71	15	239
2nd	Crawford	1	0	0	2	0	3
	Edwards	2	2	1	2	0	7
	Franklin	1	11	3	1	2	18
	Gallatin	0	9	2	1	0	12
	Hamilton	0	0	0	0	0	0
	Hardin	0	9	4	5	0	18
	Jefferson	0	0	1	1	0	2
	Lawrence	0	0	19	3	0	22
	Richland	2	1	18	3	1	25
	Wabash	0	1	30	9	2	42
	Wayne	0	0	0	2	0	2
	White	0	1	2	4	1	8
	2nd Circuit Total		6	34	80	33	6
3rd	Bond	1	0	4	0	2	7
	Madison	24	223	64	80	6	397
3rd Circuit Total		25	223	68	80	8	404
4th	Christian	9	23	21	3	2	58
	Clay	0	2	1	7	11	21
	Clinton	3	2	52	32	0	89
	Effingham	230	91	27	27	1	376
	Fayette	1	1	346	6	0	354
	Jasper	0	0	0	0	0	0
	Marion	0	0	0	0	0	0
	Montgomery	10	1	61	9	2	83
	Shelby	0	1	9	10	1	21
4th Circuit Total		253	121	517	94	17	1,002
5th	Clark	2	1	37	5	3	48
	Coles	1	0	317	243	9	570
	Cumberland	0	0	18	15	0	33
	Edgar	1	1	9	4	0	15
	Vermilion	0	0	0	0	0	0
5th Circuit Total		4	2	381	267	12	666

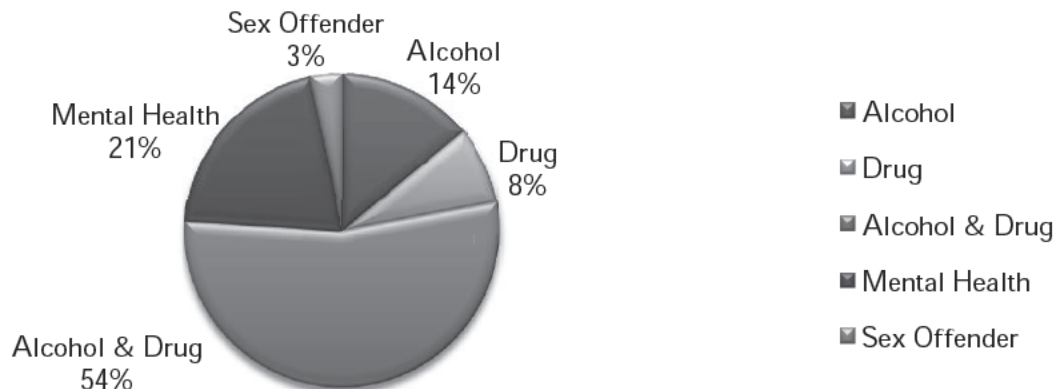
**Adult Probation - Programs Ordered
(Calendar Year 2013)**

Circuit	County	Alcohol	Drug	Alcohol &Drug	Mental Health	Sex Offender	Total
6th	Champaign	60	50	218	142	22	492
	DeWitt	0	0	40	5	3	48
	Douglas	0	0	30	8	4	42
	Macon	23	13	8	60	14	118
	Moultrie	36	1	6	1	1	45
	Piatt	1	1	6	4	0	12
6th Circuit Total		120	65	308	220	44	757
7th	Greene/Scott	0	0	0	1	0	1
	Jersey	13	16	28	20	4	81
	Macoupin	7	12	6	9	7	41
	Morgan	55	3	81	46	1	186
	Sangamon	54	52	324	56	6	492
7th Circuit Total		129	83	439	132	18	801
8th	Adams	0	0	286	115	7	408
	Brown	4	0	1	5	0	10
	Calhoun	2	0	2	0	0	4
	Cass	29	2	10	10	1	52
	Mason	2	1	20	4	0	27
	Menard	3	0	6	3	0	12
	Pike	1	29	46	32	2	110
	Schuyler	1	1	19	6	0	27
8th Circuit Total		42	33	390	175	10	650
9th	Fulton	1	0	42	12	2	57
	Hancock	0	0	16	2	0	18
	Henderson	1	0	9	3	0	13
	Knox	2	0	108	26	2	138
	McDonough	0	0	73	8	4	85
	Warren	1	1	30	6	0	38
9th Circuit Total		5	1	278	57	8	349
10th	Marshall	0	0	2	0	3	5
	Peoria	277	141	2,222	1,084	37	3,761
	Putnam	4	1	2	2	0	9
	Stark	0	0	0	8	0	8
	Tazewell	22	41	171	71	4	309
10th Circuit Total		303	183	2,397	1,165	44	4,092
11th	Ford	0	0	72	8	3	83
	Livingston	0	0	0	0	0	0
	Logan	0	1	73	15	3	92
	McLean	10	47	179	20	18	274
	Woodford	7	6	144	5	1	163
11th Circuit Total		17	54	468	48	25	612
12th	Will	8	47	158	39	0	252
13th	Bureau	4	0	14	0	1	19
	Grundy	0	0	1	3	1	5
	LaSalle	1	0	61	9	1	72
13th Circuit Total		5	0	76	12	3	96

**Adult Probation - Programs Ordered
(Calendar Year 2013)**

Circuit	County	Alcohol	Drug	Alcohol & Drug	Mental Health	Sex Offender	Total
14th	Henry	13	25	38	47	5	128
	Mercer	2	1	19	23	1	46
	Rock Island	16	17	518	101	7	659
	Whiteside	3	1	169	35	9	217
14th Circuit Total		34	44	744	206	22	1,050
15th	Carroll	4	0	5	11	2	22
	Jo Daviess	2	0	45	11	1	59
	Lee	7	2	82	14	6	111
	Ogle	30	57	45	91	2	225
	Stephenson	3	1	19	75	4	102
15th Circuit Total		46	60	196	202	15	519
16th	Kane	124	30	509	240	46	949
17th	Boone	44	26	60	11	3	144
	Winnebago	0	0	49	61	69	179
17th Circuit Total		44	26	109	72	72	323
18th	DuPage	0	14	0	0	4	18
19th	Lake	19	12	265	37	24	357
20th	Monroe	1	8	0	1	3	13
	Perry	8	13	5	6	4	36
	Randolph	0	0	18	9	1	28
	St. Clair	174	20	583	149	6	932
	Washington	3	5	5	0	0	13
20th Circuit Total		186	46	611	165	14	1,022
21st	Iroquois	0	0	0	0	5	5
	Kankakee	2	21	150	21	5	199
21st Circuit Total		2	21	150	21	10	204
22nd	McHenry	16	28	0	12	10	66
23rd	DeKalb	36	8	163	9	3	219
	Kendall	289	67	168	9	0	533
23rd Circuit Total		325	75	331	18	3	752
Cook	Adult	986	480	2,450	535	260	4,711
	Social Service	376	2	766	650	9	1,803
Cook County Total		1,362	482	3,216	1,185	269	6,514
Statewide Total		3,086	1,731	11,786	4,551	699	21,853

Statewide Adult Programs Ordered



**Active Juvenile Caseload
(As of December 31, 2013)**

Circuit	County	Probation	Supervision	CUS	Informal	Other	Total	Admin.
1st	Alexander	7	0	2	0	0	9	1
	Jackson	12	4	36	2	1	55	2
	Johnson	4	4	0	1	0	9	8
	Massac	17	3	0	1	0	21	9
	Pope	2	0	4	0	0	6	1
	Pulaski	3	0	0	0	0	3	0
	Saline	16	7	1	19	0	43	1
	Union	7	0	5	0	0	12	2
	Williamson	16	0	1	16	0	33	7
1st Circuit Total		84	18	49	39	1	191	31
2nd	Crawford	15	0	12	0	0	27	3
	Edwards	3	1	1	0	6	11	13
	Franklin	27	0	25	13	1	66	5
	Gallatin	2	0	1	0	0	3	1
	Hamilton	3	0	4	0	0	7	1
	Hardin	2	0	0	0	0	2	0
	Jefferson	20	24	0	0	0	44	0
	Lawrence	9	0	16	0	0	25	6
	Richland	47	2	16	0	5	70	0
	Wabash	24	1	0	0	0	25	12
	Wayne	3	0	4	0	0	7	1
	White	12	0	0	0	0	12	5
	2nd Circuit Total		167	28	79	13	12	299
3rd	Bond	7	0	21	4	0	32	6
	Madison	60	0	147	96	0	303	29
3rd Circuit Total		67	0	168	100	0	335	35
4th	Christian	50	0	16	12	0	78	9
	Clay	7	3	2	14	0	26	1
	Clinton	17	1	24	0	0	42	18
	Effingham	37	0	27	6	0	70	17
	Fayette	39	0	21	12	3	75	14
	Jasper	0	3	3	0	0	6	0
	Marion	59	0	29	0	1	89	0
	Montgomery	28	1	6	17	1	53	11
	Shelby	18	0	6	5	0	29	26
4th Circuit Total		255	8	134	66	5	468	96
5th	Clark	11	0	6	0	0	17	13
	Coles	64	33	0	13	0	110	18
	Cumberland	5	0	1	0	0	6	8
	Edgar	36	0	0	0	0	36	6
	Vermilion	57	3	43	0	0	103	0
5th Circuit Total		173	36	50	13	0	272	45
6th	Champaign	143	0	4	9	5	161	16
	DeWitt	15	9	0	0	0	24	7
	Douglas	7	6	3	5	0	21	1
	Macon	68	0	84	0	0	152	0
	Moultrie	8	0	8	1	0	17	3
	Piatt	7	0	8	6	0	21	1
6th Circuit Total		248	15	107	21	5	396	28

**Active Juvenile Caseload
(As of December 31, 2013)**

Circuit	County	Probation	Supervision	CUS	Informal	Other	Total	Admin.
7th	Greene/Scott	3	4	0	0	0	7	0
	Jersey	25	0	23	1	0	49	7
	Macoupin	16	2	32	0	0	50	11
	Morgan	8	4	2	37	0	51	2
	Sangamon	109	68	7	0	0	184	10
7th Circuit Total		161	78	64	38	0	341	30
8th	Adams	53	1	9	5	0	68	1
	Brown	1	0	3	0	0	4	0
	Calhoun	1	0	1	0	0	2	0
	Cass	10	3	10	0	0	23	0
	Mason	30	0	2	0	2	34	8
	Menard	7	0	0	0	0	7	5
	Pike	26	0	33	0	1	60	0
	Schuyler	0	0	4	0	0	4	0
8th Circuit Total		128	4	62	5	3	202	14
9th	Fulton	33	0	16	4	0	53	3
	Hancock	17	0	1	2	0	20	4
	Henderson	3	0	2	0	0	5	1
	Knox	56	0	28	11	0	95	4
	McDonough	15	0	9	7	0	31	11
	Warren	18	0	7	12	0	37	1
9th Circuit Total		142	0	63	36	0	241	24
10th	Marshall	12	0	2	0	0	14	6
	Peoria	335	2	57	0	9	403	0
	Putnam	3	0	0	5	0	8	0
	Stark	6	1	7	0	0	14	2
	Tazewell	120	0	61	38	0	219	12
10th Circuit Total		476	3	127	43	9	658	20
11th	Ford	8	2	8	0	0	18	1
	Livingston	71	1	7	14	4	97	21
	Logan	54	0	15	0	0	69	4
	McLean	183	0	2	42	0	227	20
	Woodford	44	0	26	8	0	78	0
11th Circuit Total		360	3	58	64	4	489	46
12th	Will	185	0	173	33	0	391	14
13th	Bureau	28	0	10	1	0	39	2
	Grundy	21	0	14	1	0	36	2
	LaSalle	104	2	38	27	1	172	55
13th Circuit Total		153	2	62	29	1	247	59
14th	Henry	28	0	3	26	0	57	75
	Mercer	12	0	8	15	0	35	3
	Rock Island	109	0	35	51	0	195	16
	Whiteside	40	13	0	9	0	62	15
14th Circuit Total		189	13	46	101	0	349	109

**Active Juvenile Caseload
(As of December 31, 2013)**

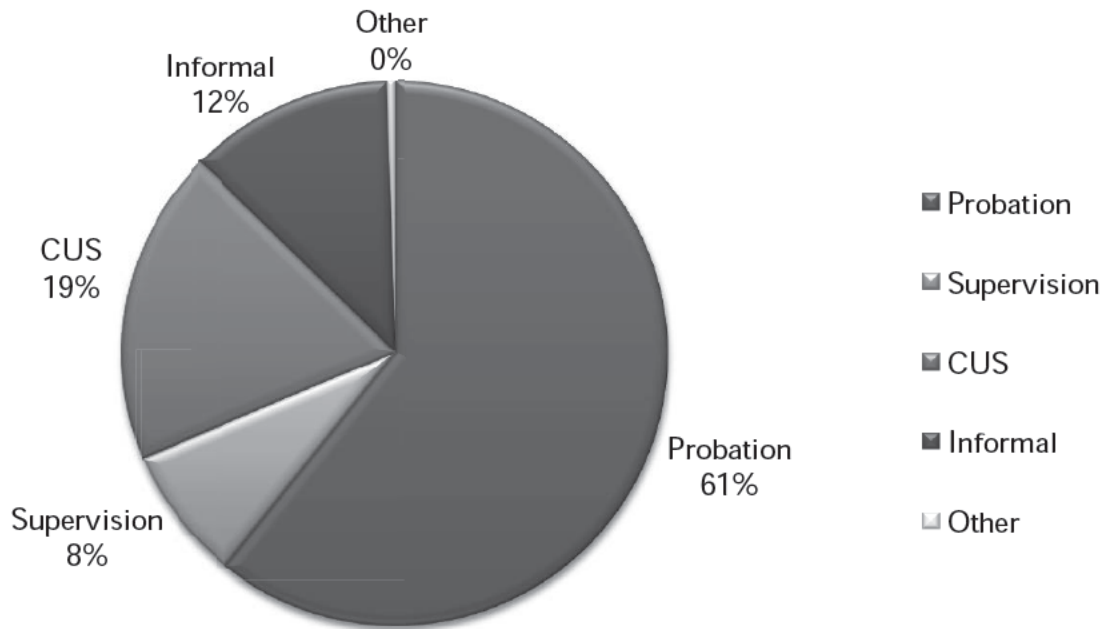
Circuit	County	Probation	Supervision	CUS	Informal	Other	Total	Admin.
15th	Carroll	16	0	8	5	1	30	1
	Jo Daviess	1	4	0	18	0	23	4
	Lee	18	0	14	7	0	39	2
	Ogle	42	0	10	8	0	60	0
	Stephenson	77	5	31	0	0	113	19
15th Circuit Total		154	9	63	38	1	265	26
16th	Kane	468	0	111	92	0	671	57
17th	Boone	90	4	5	7	0	106	29
	Winnebago	611	0	56	23	4	694	40
17th Circuit Total		701	4	61	30	4	800	69
18th	DuPage	268	6	152	0	0	426	100
19th	Lake	254	0	64	21	0	339	46
20th	Monroe	2	0	0	0	0	2	18
	Perry	18	1	13	0	0	32	12
	Randolph	12	0	0	0	0	12	0
	St. Clair	197	84	0	15	0	296	55
	Washington	2	0	0	0	0	2	13
20th Circuit Total		231	85	13	15	0	344	98
21st	Iroquois	53	0	0	8	0	61	0
	Kankakee	194	0	49	22	0	265	0
21st Circuit Total		247	0	49	30	0	326	0
22nd	McHenry	79	0	59	53	0	191	15
23rd	DeKalb	48	0	64	0	12	124	18
	Kendall	69	0	59	25	0	153	44
23rd Circuit Total		117	0	123	25	12	277	62
Cook	Juvenile	2,121	662	345	587	0	3,715	138
Statewide Total		7,428	974	2,282	1,492	57	12,233	1,209

**Active Juvenile IPS Caseload
(As of December 31, 2013)**

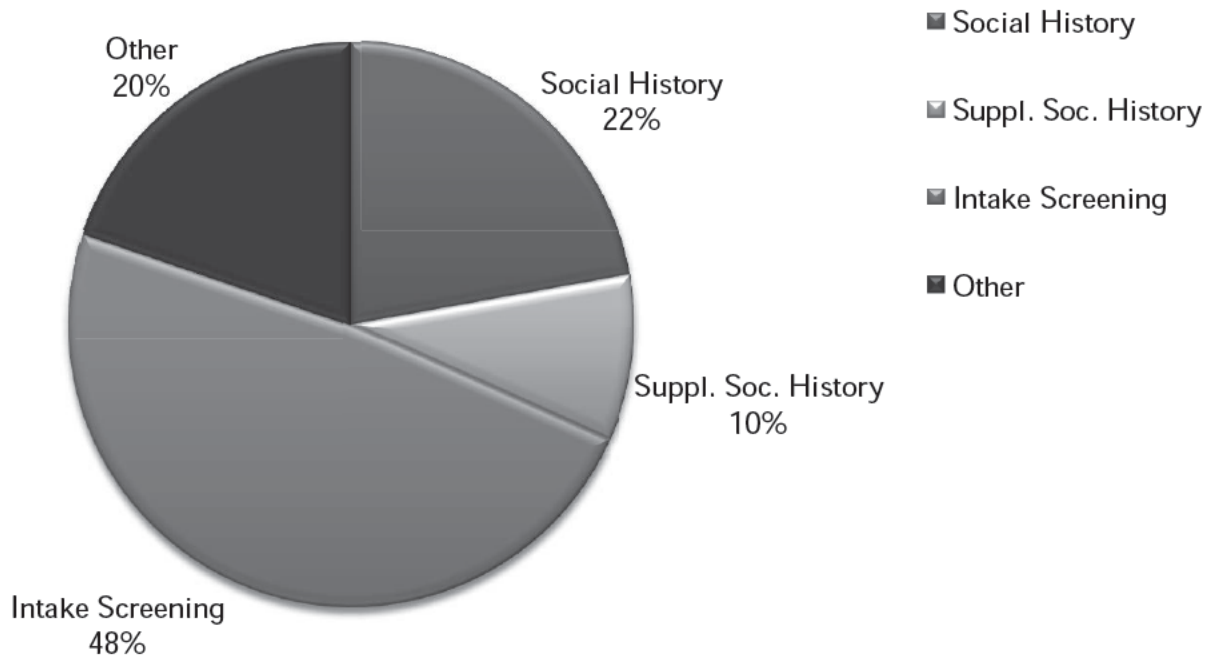
Circuit	County	Intake	Level I	Level II	Level III	Total
11th	McLean	0	7	6	1	14
12th	Will	0	1	2	5	8
18th	DuPage	2	12	10	5	29
Cook	Juvenile	30	47	47	11	135
Total IPS Cases		32	67	65	22	186

**Active Juvenile Caseload
(As of December 31, 2013)**

2013 Statewide Active Juvenile Caseload



2013 Statewide Juvenile Investigations



**Juvenile Investigations Report
(Calendar Year 2013)**

Circuit	County	Social History	Supplemental Social Hist.	Intake Screening	Other	Total
1st	Alexander	5	0	0	0	5
	Jackson	12	0	16	0	28
	Johnson	1	0	0	0	1
	Massac	6	0	0	0	6
	Pope	0	0	0	0	0
	Pulaski	0	0	0	0	0
	Saline	6	0	64	0	70
	Union	1	0	0	0	1
	Williamson	4	0	130	0	134
	1st Circuit Total		35	0	210	0
2nd	Crawford	0	0	0	0	0
	Edwards	0	0	4	1	5
	Franklin	13	0	26	0	39
	Gallatin	1	0	0	0	1
	Hamilton	0	0	0	0	0
	Hardin	1	0	0	0	1
	Jefferson	0	0	0	0	0
	Lawrence	1	0	0	0	1
	Richland	2	0	0	0	2
	Wabash	1	0	0	0	1
	Wayne	0	0	0	0	0
	White	0	0	0	0	0
	2nd Circuit Total		19	0	30	1
3rd	Bond	4	0	0	20	24
	Madison	11	0	274	0	285
3rd Circuit Total		15	0	274	20	309
4th	Christian	8	1	0	9	18
	Clay	0	0	0	0	0
	Clinton	3	0	0	16	19
	Effingham	7	1	0	0	8
	Fayette	5	0	0	0	5
	Jasper	0	0	0	0	0
	Marion	14	0	0	0	14
	Montgomery	7	3	0	0	10
	Shelby	3	1	0	0	4
4th Circuit Total		47	6	0	25	78
5th	Clark	0	2	0	0	2
	Coles	2	0	0	0	2
	Cumberland	0	0	0	0	0
	Edgar	4	0	0	0	4
	Vermilion	2	0	0	0	2
5th Circuit Total		8	2	0	0	10

**Juvenile Investigations Report
(Calendar Year 2013)**

Circuit	County	Supplemental Intake				Total
		Social History	Social Hist.	Screening	Other	
6th	Champaign	154	26	0	336	516
	DeWitt	0	0	0	0	0
	Douglas	1	0	0	0	1
	Macon	19	0	0	0	19
	Moultrie	0	0	0	2	2
	Piatt	2	0	0	0	2
6th Circuit Total		176	26	0	338	540
7th	Greene/Scott	0	0	1	0	1
	Jersey	16	0	41	0	57
	Macoupin	1	2	0	0	3
	Morgan	5	1	190	4	200
	Sangamon	75	0	881	1,040	1,996
7th Circuit Total		97	3	1,113	1,044	2,257
8th	Adams	71	17	28	0	116
	Brown	0	0	6	0	6
	Calhoun	0	0	2	0	2
	Cass	13	0	0	0	13
	Mason	4	7	0	17	28
	Menard	3	0	0	0	3
	Pike	8	0	0	0	8
	Schuyler	3	0	10	10	23
8th Circuit Total		102	24	46	27	199
9th	Fulton	3	0	93	19	115
	Hancock	2	0	38	12	52
	Henderson	2	0	2	4	8
	Knox	9	2	20	64	95
	McDonough	2	0	89	17	108
	Warren	4	2	23	27	56
9th Circuit Total		22	4	265	143	434
10th	Marshall	5	0	0	0	5
	Peoria	135	57	0	1	193
	Putnam	0	0	0	0	0
	Stark	10	0	0	0	10
	Tazewell	17	2	164	40	223
10th Circuit Total		167	59	164	41	431
11th	Ford	1	0	0	1	2
	Livingston	21	0	390	29	440
	Logan	4	0	0	0	4
	McLean	109	54	2,549	71	2,783
	Woodford	9	0	6	0	15
11th Circuit Total		144	54	2,945	101	3,244
12th	Will	12	1	827	3	843

**Juvenile Investigations Report
(Calendar Year 2013)**

Circuit	County	Supplemental Intake			Total	
		Social History	Social Hist.	Screening		Other
13th	Bureau	5	1	35	0	41
	Grundy	6	0	34	0	40
	LaSalle	7	2	270	0	279
13th Circuit Total		18	3	339	0	360
14th	Henry	4	1	78	7	90
	Mercer	4	0	0	2	6
	Rock Island	93	45	113	193	444
	Whiteside	6	0	73	26	105
14th Circuit Total		107	46	264	228	645
15th	Carroll	2	2	0	11	15
	Jo Daviess	1	0	0	0	1
	Lee	0	0	201	0	201
	Ogle	7	0	0	18	25
	Stephenson	27	0	0	0	27
15th Circuit Total		37	2	201	29	269
16th	Kane	250	865	294	680	2,089
17th	Boone	13	0	138	0	151
	Winnebago	242	140	1,200	0	1,582
17th Circuit Total		255	140	1,338	0	1,733
18th	DuPage	379	42	487	201	1,109
19th	Lake	295	79	132	333	839
20th	Monroe	0	0	0	0	0
	Perry	4	1	0	25	30
	Randolph	10	0	0	2	12
	St. Clair	12	6	0	2	20
	Washington	0	0	0	3	3
20th Circuit Total		26	7	0	32	65
21st	Iroquois	9	0	26	18	53
	Kankakee	8	3	145	240	396
21st Circuit Total		17	3	171	258	449
22nd	McHenry	138	4	145	76	363
23rd	DeKalb	2	0	0	97	99
	Kendall	47	14	134	157	352
23rd Circuit Total		49	14	134	254	451
Cook	Juvenile	1,875	457	0	0	2,332
Statewide Total		4,290	1,841	9,379	3,834	19,344

**Juvenile Petitions Continued Under Supervision/Adjudications
(Calendar Year 2013)**

Circuit	County	Continued Under Supervision		Adjudication		Total
		Delinquency	Truancy	Delinquency	Truancy	
1st	Alexander	0	0	1	0	1
	Jackson	2	0	54	0	56
	Johnson	11	0	4	0	15
	Massac	0	0	25	0	25
	Pope	1	0	2	0	3
	Pulaski	0	0	2	0	2
	Saline	1	0	23	0	24
	Union	0	0	4	0	4
	Williamson	0	0	13	0	13
1st Circuit Total		15	0	128	0	143
2nd	Crawford	16	0	6	0	22
	Edwards	4	0	0	0	4
	Franklin	0	0	0	0	0
	Gallatin	1	0	0	0	1
	Hamilton	0	0	0	0	0
	Hardin	5	0	0	0	5
	Jefferson	0	0	35	4	39
	Lawrence	2	0	3	0	5
	Richland	29	0	3	0	32
	Wabash	26	0	11	0	37
	Wayne	2	0	2	0	4
	White	48	0	15	0	63
	2nd Circuit Total		133	0	75	4
3rd	Bond	6	0	16	0	22
	Madison	107	0	80	0	187
3rd Circuit Total		113	0	96	0	209
4th	Christian	16	0	58	1	75
	Clay	2	0	2	0	4
	Clinton	26	2	19	0	47
	Effingham	20	0	39	0	59
	Fayette	35	1	27	0	63
	Jasper	6	0	3	0	9
	Marion	13	1	64	0	78
	Montgomery	13	0	33	19	65
	Shelby	7	0	27	0	34
4th Circuit Total		138	4	272	20	434
5th	Clark	8	0	12	0	20
	Coles	15	1	66	2	84
	Cumberland	5	0	7	0	12
	Edgar	2	0	33	0	35
	Vermilion	0	0	98	0	98
5th Circuit Total		30	1	216	2	249

**Juvenile Petitions Continued Under Supervision/Adjudications
(Calendar Year 2013)**

Circuit	County	Continued Under Supervision		Adjudication		Total
		Delinquency	Truancy	Delinquency	Truancy	
6th	Champaign	4	0	118	0	122
	DeWitt	2	0	19	0	21
	Douglas	10	0	8	0	18
	Macon	109	0	66	0	175
	Moultrie	2	0	23	0	25
	Piatt	0	0	12	0	12
6th Circuit Total		127	0	246	0	373
7th	Greene/Scott	0	0	1	0	1
	Jersey	26	0	19	0	45
	Macoupin	0	0	54	0	54
	Morgan	2	0	10	0	12
	Sangamon	0	0	78	0	78
7th Circuit Total		28	0	162	0	190
8th	Adams	4	0	59	0	63
	Brown	0	0	1	0	1
	Calhoun	1	0	1	0	2
	Cass	33	0	20	0	53
	Mason	4	0	23	0	27
	Menard	0	0	11	0	11
	Pike	32	0	24	0	56
	Schuyler	0	0	4	0	4
8th Circuit Total		74	0	143	0	217
9th	Fulton	22	0	16	0	38
	Hancock	4	0	15	0	19
	Henderson	1	0	2	0	3
	Knox	36	0	67	0	103
	McDonough	9	0	22	0	31
	Warren	8	0	9	0	17
9th Circuit Total		80	0	131	0	211
10th	Marshall	0	0	6	0	6
	Peoria	47	0	458	0	505
	Putnam	2	0	1	0	3
	Stark	6	0	9	0	15
	Tazewell	74	0	95	0	169
10th Circuit Total		129	0	569	0	698
11th	Ford	7	0	6	1	14
	Livingston	16	0	55	0	71
	Logan	19	0	38	0	57
	McLean	3	0	130	0	133
	Woodford	9	4	24	0	37
11th Circuit Total		54	4	253	1	312
12th	Will	31	0	215	0	246

**Juvenile Petitions Continued Under Supervision/Adjudications
(Calendar Year 2013)**

Circuit	County	Continued Under Supervision		Adjudication		Total
		Delinquency	Truancy	Delinquency	Truancy	
13th	Bureau	5	0	30	0	35
	Grundy	20	0	21	0	41
	LaSalle	0	0	0	0	0
13th Circuit Total		25	0	51	0	76
14th	Henry	2	0	22	0	24
	Mercer	4	0	9	0	13
	Rock Island	33	0	78	0	111
	Whiteside	15	1	67	0	83
14th Circuit Total		54	1	176	0	231
15th	Carroll	9	0	11	0	20
	Jo Daviess	0	0	4	0	4
	Lee	0	0	35	0	35
	Ogle	7	5	41	0	53
	Stephenson	16	2	75	1	94
15th Circuit Total		32	7	166	1	206
16th	Kane	72	0	271	0	343
17th	Boone	8	0	113	0	121
	Winnebago	36	0	149	0	185
17th Circuit Total		44	0	262	0	306
18th	DuPage	0	0	478	0	478
19th	Lake	0	0	333	0	333
20th	Monroe	21	0	15	0	36
	Perry	25	0	13	0	38
	Randolph	0	0	13	0	13
	St. Clair	116	0	159	0	275
	Washington	14	0	7	0	21
20th Circuit Total		176	0	207	0	383
21st	Iroquois	0	0	36	0	36
	Kankakee	38	0	159	0	197
21st Circuit Total		38	0	195	0	233
22nd	McHenry	71	0	100	0	171
23rd	DeKalb	5	0	143	0	148
	Kendall	82	2	124	1	209
23rd Circuit Total		87	2	267	1	357
Cook	Juvenile	Data Not Available				
Statewide Total		1,551	19	5,012	29	6,611

**Juvenile Programs Ordered
(Calendar Year 2013)**

Circuit	County	Alcohol	Drug	Alcohol & Drug	Youth Services	Mental Health	Other	Total
1st	Alexander	0	0	0	0	0	0	0
	Jackson	0	0	0	5	0	72	77
	Johnson	0	0	1	0	0	2	3
	Massac	0	0	0	0	0	21	21
	Pope	0	0	0	0	0	0	0
	Pulaski	0	0	0	0	0	0	0
	Saline	0	0	0	0	0	0	0
	Union	1	1	0	0	0	14	16
	Williamson	0	0	1	1	0	21	23
1st Circuit Total		1	1	2	6	0	130	140
2nd	Crawford	0	0	0	0	0	0	0
	Edwards	1	0	0	1	0	1	3
	Franklin	0	0	53	4	6	10	73
	Gallatin	0	0	0	0	0	0	0
	Hamilton	0	1	0	0	0	1	2
	Hardin	0	0	0	0	0	0	0
	Jefferson	0	0	0	0	0	0	0
	Lawrence	0	0	1	0	1	4	6
	Richland	0	0	0	0	0	6	6
	Wabash	0	2	6	2	4	4	18
	Wayne	0	0	0	0	0	3	3
	White	0	0	1	0	0	0	1
	2nd Circuit Total		1	3	61	7	11	29
3rd	Bond	0	0	1	0	0	9	10
	Madison	2	63	39	1	32	252	389
3rd Circuit Total		2	63	40	1	32	261	399
4th	Christian	1	2	2	0	2	146	153
	Clay	0	0	0	0	0	2	2
	Clinton	2	1	11	0	8	51	73
	Effingham	2	7	4	0	8	86	107
	Fayette	2	3	28	1	29	99	162
	Jasper	0	0	0	0	0	0	0
	Marion	0	0	0	0	0	0	0
	Montgomery	0	0	9	0	10	30	49
	Shelby	0	0	1	0	1	0	2
4th Circuit Total		7	13	55	1	58	414	548
5th	Clark	0	2	11	0	7	0	20
	Coles	0	0	20	0	31	32	83
	Cumberland	0	0	3	0	3	1	7
	Edgar	0	0	0	0	0	0	0
	Vermilion	0	0	0	0	0	0	0
5th Circuit Total		0	2	34	0	41	33	110

**Juvenile Programs Ordered
(Calendar Year 2013)**

Circuit	County	Alcohol	Drug	Alcohol & Drug	Youth Services	Mental Health	Other	Total
6th	Champaign	0	0	14	0	6	20	40
	DeWitt	0	0	2	0	1	4	7
	Douglas	0	0	2	0	0	13	15
	Macon	1	2	0	41	92	215	351
	Moultrie	0	1	1	0	1	0	3
	Piatt	0	0	0	0	0	25	25
6th Circuit Total		1	3	19	41	100	277	441
7th	Greene/Scott	0	0	0	0	0	0	0
	Jersey	2	5	5	0	7	5	24
	Macoupin	10	3	7	0	4	31	55
	Morgan	18	4	30	0	11	0	63
	Sangamon	3	12	26	0	23	61	125
7th Circuit Total		33	24	68	0	45	97	267
8th	Adams	0	0	49	0	45	59	153
	Brown	3	0	0	0	0	0	3
	Calhoun	0	0	0	0	0	0	0
	Cass	1	0	2	0	1	13	17
	Mason	0	0	0	0	0	23	23
	Menard	0	0	1	0	1	8	10
	Pike	0	2	0	0	19	0	21
	Schuyler	3	0	3	0	1	2	9
8th Circuit Total		7	2	55	0	67	105	236
9th	Fulton	0	0	30	0	9	39	78
	Hancock	0	0	10	0	7	44	61
	Henderson	0	0	1	0	2	2	5
	Knox	0	0	30	0	17	154	201
	McDonough	0	0	6	0	8	44	58
	Warren	0	0	2	0	4	23	29
9th Circuit Total		0	0	79	0	47	306	432
10th	Marshall	0	0	0	0	0	0	0
	Peoria	0	0	56	125	47	11	239
	Putnam	0	0	1	1	1	0	3
	Stark	0	0	0	2	2	0	4
	Tazewell	0	37	52	7	27	115	238
10th Circuit Total		0	37	109	135	77	126	484
11th	Ford	0	0	7	0	0	10	17
	Livingston	0	0	0	0	0	0	0
	Logan	0	0	14	0	16	70	100
	McLean	0	0	49	3	35	69	156
	Woodford	0	1	0	0	3	4	8
11th Circuit Total		0	1	70	3	54	153	281
12th	Will	3	89	58	15	76	583	824

**Juvenile Programs Ordered
(Calendar Year 2013)**

Circuit	County	Alcohol	Drug	Alcohol & Drug	Youth Services	Mental Health	Other	Total
13th	Bureau	0	0	4	0	10	0	14
	Grundy	0	0	28	0	20	21	69
	LaSalle	0	0	63	15	70	14	162
13th Circuit Total		0	0	95	15	100	35	245
14th	Henry	0	0	0	0	1	45	46
	Mercer	0	0	3	0	3	11	17
	Rock Island	2	11	55	17	102	234	421
	Whiteside	0	0	29	0	14	13	56
14th Circuit Total		2	11	87	17	120	303	540
15th	Carroll	0	0	4	0	7	4	15
	Jo Daviess	0	0	1	0	3	3	7
	Lee	0	0	4	0	1	16	21
	Ogle	1	1	24	0	32	37	95
	Stephenson	0	1	4	0	15	59	79
15th Circuit Total		1	2	37	0	58	119	217
16th	Kane	0	12	152	7	52	70	293
17th	Boone	0	0	2	1	5	1	9
	Winnebago	0	0	224	18	171	61	474
17th Circuit Total		0	0	226	19	176	62	483
18th	DuPage	0	19	22	2	67	469	579
19th	Lake	0	0	174	0	175	653	1,002
20th	Monroe	0	8	0	0	1	2	11
	Perry	0	1	9	0	5	37	52
	Randolph	0	0	2	1	2	5	10
	St. Clair	0	1	72	26	97	1	197
	Washington	0	0	0	0	0	12	12
20th Circuit Total		0	10	83	27	105	57	282
21st	Iroquois	2	3	3	0	12	3	23
	Kankakee	0	0	0	0	0	0	0
21st Circuit Total		2	3	3	0	12	3	23
22nd	McHenry	6	19	10	0	20	0	55
23rd	DeKalb	2	2	58	5	55	391	513
	Kendall	4	8	88	0	41	307	448
23rd Circuit Total		6	10	146	5	96	698	961
Cook	Juvenile	69	473	192	857	601	2,998	5,190
Statewide Total		141	797	1,877	1,158	2,190	7,981	14,144

**Juvenile Placements
(Calendar Year 2013)**

Circuit	County	Placed in Foster Home		Placed in Group Home		Placed in Treatment		Placed with Relative		Total
		In State	Out of State	In State	Out of State	In State	Out of State	In State	Out of State	
1st	Alexander	0	0	0	0	0	0	0	0	0
	Jackson	0	0	0	0	1	0	0	0	1
	Johnson	0	0	0	0	0	0	0	0	0
	Massac	0	0	0	0	0	0	0	0	0
	Pope	0	0	0	0	0	0	0	0	0
	Pulaski	0	0	0	0	0	0	0	0	0
	Saline	0	0	0	0	0	0	0	0	0
	Union	0	0	0	0	0	0	0	0	0
	Williamson	0	0	0	0	1	0	1	0	2
1st Circuit Total		0	0	0	0	2	0	1	0	3
2nd	Crawford	0	0	0	0	1	0	0	0	1
	Edwards	0	0	7	0	1	0	1	0	9
	Franklin	1	0	0	0	7	0	0	0	8
	Gallatin	0	0	0	0	0	0	0	0	0
	Hamilton	0	0	0	0	2	0	0	0	2
	Hardin	0	0	0	0	0	0	0	0	0
	Jefferson	0	0	0	0	0	0	0	0	0
	Lawrence	0	0	1	0	0	0	0	0	1
	Richland	0	0	0	0	2	0	0	0	2
	Wabash	0	0	0	0	3	0	0	0	3
	Wayne	0	0	0	0	0	0	0	0	0
	White	0	0	0	0	0	0	0	0	0
2nd Circuit Total		1	0	8	0	16	0	1	0	26
3rd	Bond	0	0	1	0	0	0	1	0	2
	Madison	1	0	2	0	0	0	2	0	5
3rd Circuit Total		1	0	3	0	0	0	3	0	7
4th	Christian	0	0	0	0	0	0	1	0	1
	Clay	0	0	0	0	0	0	0	0	0
	Clinton	1	0	0	0	2	0	2	0	5
	Effingham	0	0	0	0	0	0	0	0	0
	Fayette	0	0	1	0	5	0	5	0	11
	Jasper	0	0	0	0	0	0	0	0	0
	Marion	0	0	0	0	0	0	0	0	0
	Montgomery	0	0	0	0	0	0	0	0	0
	Shelby	0	0	0	0	0	0	0	0	0
4th Circuit Total		1	0	1	0	7	0	8	0	17
5th	Clark	0	0	1	0	0	0	0	0	1
	Coles	0	0	0	0	0	0	0	0	0
	Cumberland	0	0	0	0	0	0	0	0	0
	Edgar	0	0	0	0	0	0	0	0	0
	Vermilion	0	0	0	0	0	0	0	0	0
5th Circuit Total		0	0	1	0	0	0	0	0	1

**Juvenile Placements
(Calendar Year 2013)**

Circuit	County	Placed in Foster Home		Placed in Group Home		Placed in Treatment		Placed with Relative		Total
		In State	Out of State	In State	Out of State	In State	Out of State	In State	Out of State	
6th	Champaign	0	0	2	0	10	2	1	1	16
	DeWitt	0	0	0	0	0	0	0	0	0
	Douglas	0	0	0	0	0	0	0	0	0
	Macon	4	0	7	0	0	0	1	0	12
	Moultrie	0	0	0	0	0	0	0	0	0
	Piatt	0	0	0	0	0	0	0	0	0
6th Circuit Total		4	0	9	0	10	2	2	1	28
7th	Greene/Scott	0	0	0	0	0	0	0	0	0
	Jersey	0	0	7	0	4	0	2	0	13
	Macoupin	0	0	0	0	0	0	0	0	0
	Morgan	0	0	0	0	1	0	0	0	1
	Sangamon	4	0	2	0	0	0	1	0	7
7th Circuit Total		4	0	9	0	5	0	3	0	21
8th	Adams	1	0	0	0	0	0	1	0	2
	Brown	0	0	0	0	0	0	0	0	0
	Calhoun	0	0	0	0	0	0	0	0	0
	Cass	0	0	0	0	0	0	0	0	0
	Mason	2	0	0	0	0	0	0	0	2
	Menard	0	0	0	0	0	0	0	0	0
	Pike	0	0	0	0	0	0	0	0	0
	Schuyler	0	0	0	0	1	0	0	0	1
8th Circuit Total		3	0	0	0	1	0	1	0	5
9th	Fulton	1	0	0	0	4	0	0	0	5
	Hancock	1	0	0	0	3	0	0	0	4
	Henderson	0	0	0	0	0	0	0	0	0
	Knox	0	0	1	0	6	0	0	0	7
	McDonough	0	0	0	0	0	0	0	0	0
	Warren	0	0	0	0	3	0	0	0	3
9th Circuit Total		2	0	1	0	16	0	0	0	19
10th	Marshall	0	0	0	0	0	0	0	0	0
	Peoria	0	0	0	0	3	0	0	0	3
	Putnam	0	0	0	0	0	0	0	0	0
	Stark	0	0	0	0	0	0	0	0	0
	Tazewell	0	0	0	0	6	0	0	0	6
10th Circuit Total		0	0	0	0	9	0	0	0	9
11th	Ford	0	0	0	0	1	0	0	0	1
	Livingston	1	0	0	0	10	0	0	0	11
	Logan	0	0	0	0	0	0	0	0	0
	McLean	1	0	0	0	19	0	0	0	20
	Woodford	0	0	0	0	0	0	0	0	0
11th Circuit Total		2	0	0	0	30	0	0	0	32
12th	Will	12	0	11	0	1	0	29	0	53

**Juvenile Placements
(Calendar Year 2013)**

Circuit	County	Placed in Foster Home		Placed in Group Home		Placed in Treatment		Placed with Relative		Total
		In State	Out of State	In State	Out of State	In State	Out of State	In State	Out of State	
13th	Bureau	0	0	0	0	1	0	0	0	1
	Grundy	0	0	0	0	5	0	0	0	5
	LaSalle	0	0	0	0	8	0	0	0	8
13th Circuit Total		0	0	0	0	14	0	0	0	14
14th	Henry	0	0	2	0	0	0	0	0	2
	Mercer	2	0	0	0	0	0	3	0	5
	Rock Island	2	0	0	0	25	0	0	0	27
	Whiteside	0	1	1	1	4	0	0	0	7
14th Circuit Total		4	1	3	1	29	0	3	0	41
15th	Carroll	0	0	0	0	1	0	0	0	1
	Jo Daviess	0	0	0	1	0	0	0	0	1
	Lee	0	0	0	0	4	0	0	0	4
	Ogle	1	0	0	0	1	0	0	0	2
	Stephenson	0	0	1	0	3	0	0	0	4
15th Circuit Total		1	0	1	1	9	0	0	0	12
16th	Kane	0	0	0	0	4	9	0	0	13
17th	Boone	0	0	1	0	3	0	0	0	4
	Winnebago	5	0	5	0	64	2	0	0	76
17th Circuit Total		5	0	6	0	67	2	0	0	80
18th	DuPage	1	0	20	0	10	6	9	2	48
19th	Lake	0	0	18	0	95	5	5	0	123
20th	Monroe	0	0	0	0	0	0	0	0	0
	Perry	0	0	0	0	0	0	1	0	1
	Randolph	0	0	0	0	0	0	0	0	0
	St. Clair	1	0	3	0	12	0	0	0	16
	Washington	0	0	0	0	0	0	0	0	0
20th Circuit Total		1	0	3	0	12	0	1	0	17
21st	Iroquois	1	0	0	0	1	0	0	0	2
	Kankakee	1	0	2	0	2	0	2	1	8
21st Circuit Total		2	0	2	0	3	0	2	1	10
22nd	McHenry	0	0	0	0	3	1	0	0	4
23rd	DeKalb	0	0	0	0	0	2	1	0	3
	Kendall	0	0	0	0	6	0	0	0	6
23rd Circuit Total		0	0	0	0	6	2	1	0	9
Cook	Juvenile	49	10	54	6	310	13	157	99	698
Statewide Total		93	11	150	8	659	40	226	103	1,290

**APPELLATE COURT
OF ILLINOIS**

**MAP OF APPELLATE AND SUPREME COURT
JUDICIAL DISTRICTS
AND
DIRECTORY OF APPELLATE CLERKS**



**Appellate Court
Directory**

First District
160 North LaSalle Street
Room S 1400
Chicago (60601)
(312) 793-5484
Steven M. Ravid, Clerk

Second District
55 Symphony Way
Elgin (60120)
(847) 695-3750
Robert J. Mangan, Clerk

Third District
1004 Columbus Street
Ottawa (61350)
(815) 434-5050
Gist Fleshman, Clerk

Fourth District
Waterways Building
201 W. Monroe Street
Springfield (62794)
(217) 782-2586
Carla Bender, Clerk

Fifth District
14th & Main Streets
Mt. Vernon (62864)
(618) 242-3120
John J. Flood, Clerk

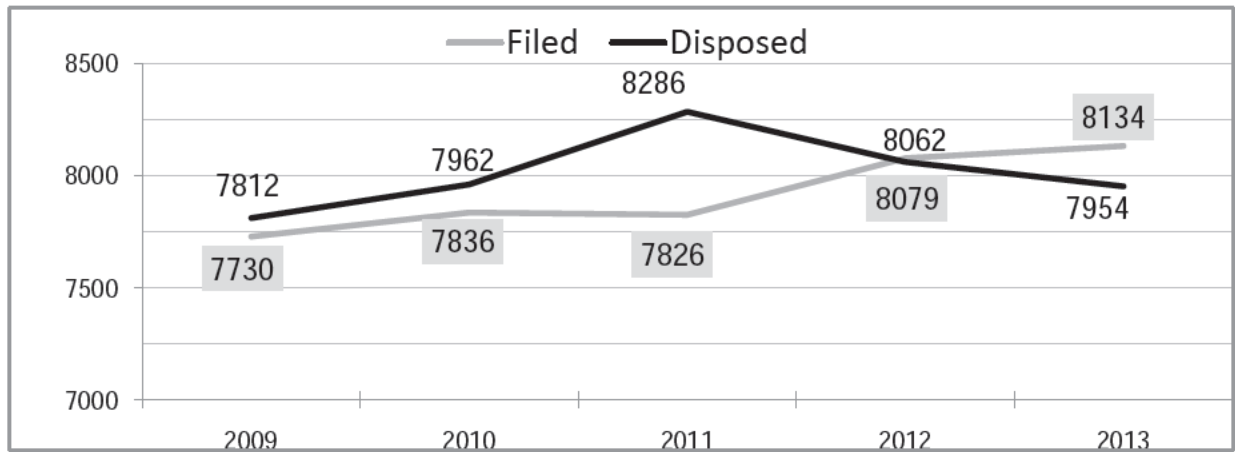
**GRAPHICAL PRESENTATION
OF
FIVE-YEAR TRENDS**

--

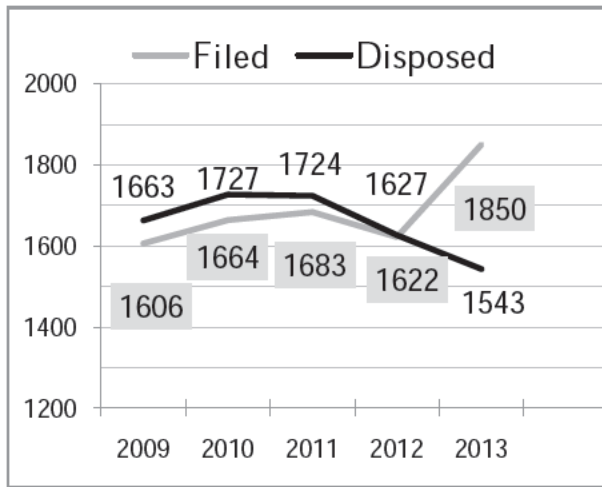
**TOTAL CASELOAD AND CASELOAD
BY
DISTRICT**

APPELLATE COURT OF ILLINOIS FIVE-YEAR TRENDS

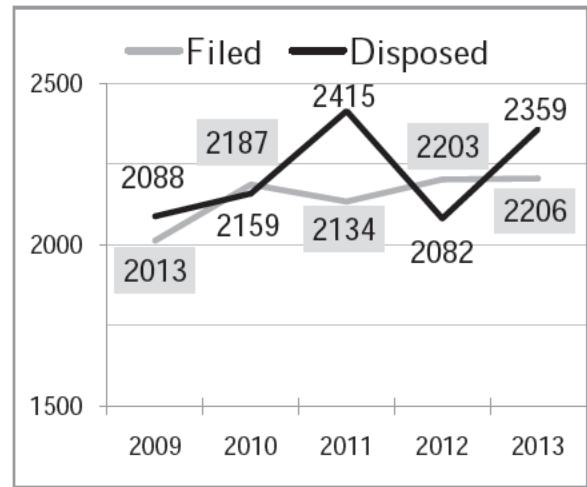
Total Caseload*



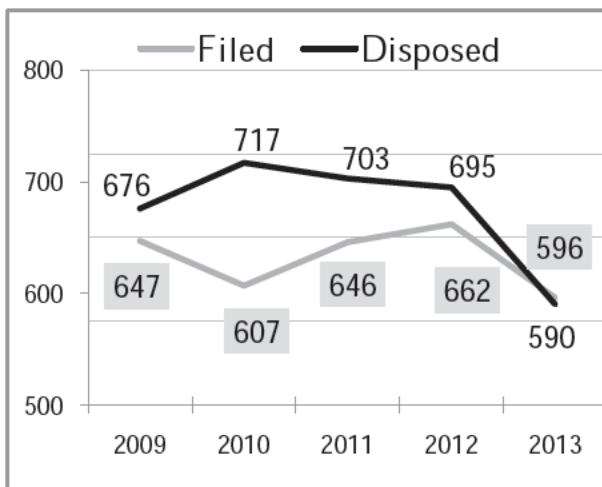
First District – Criminal Cases



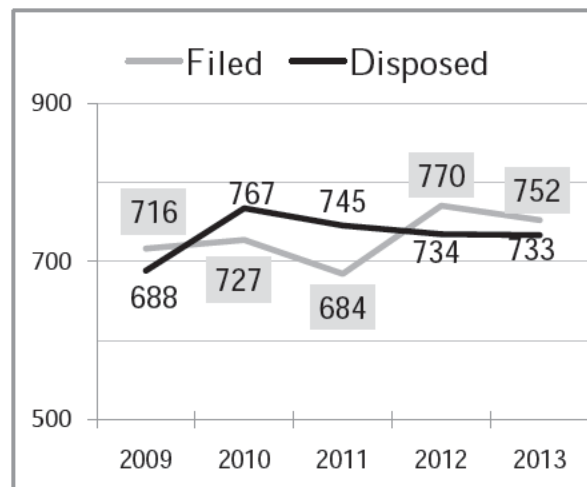
First District – Civil Cases*



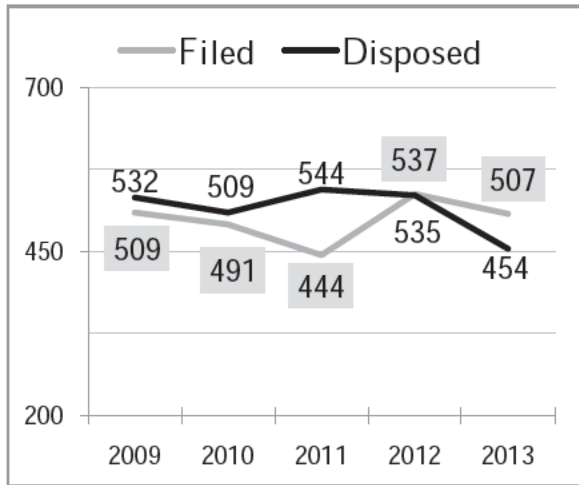
Second District – Criminal Cases



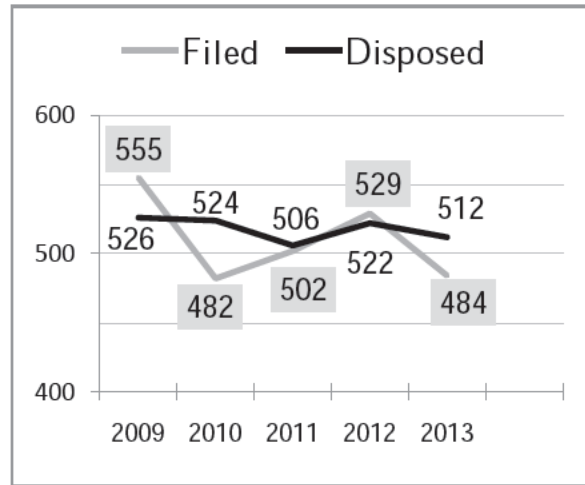
Second District – Civil Cases*



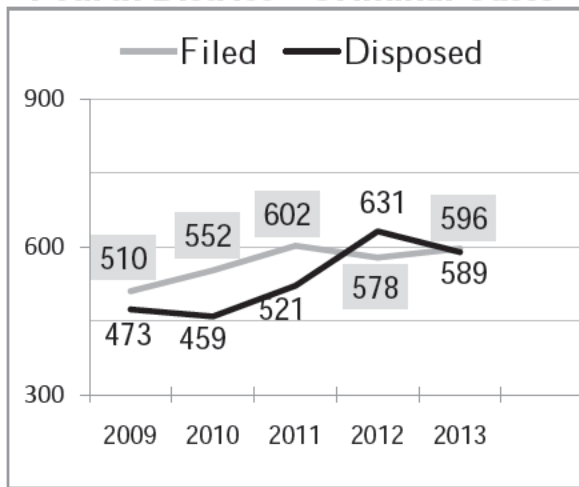
Third District – Criminal Cases



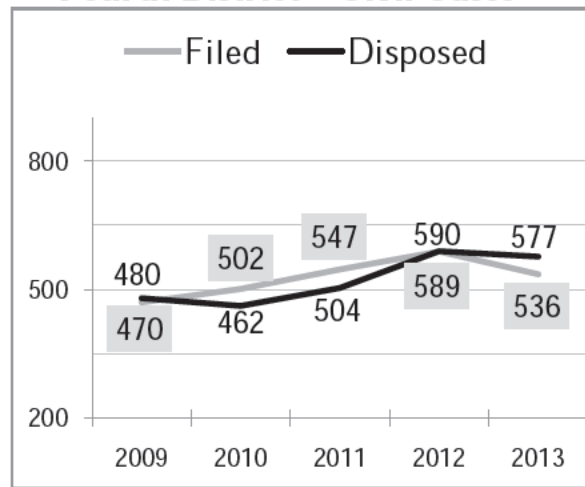
Third District – Civil Cases*



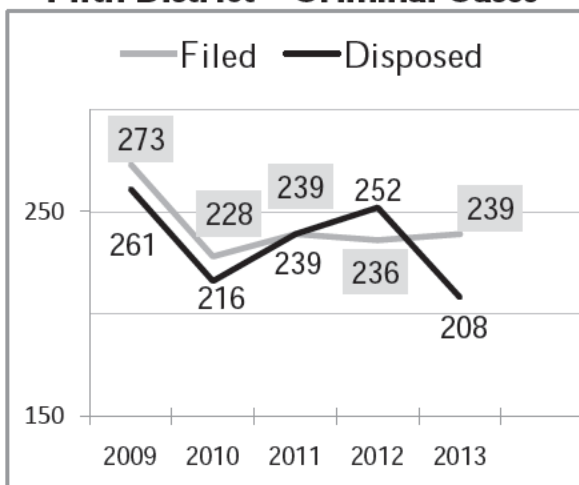
Fourth District – Criminal Cases



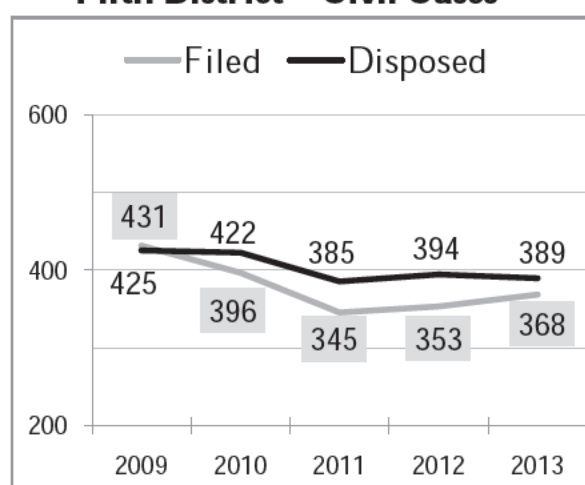
Fourth District – Civil Cases*



Fifth District – Criminal Cases



Fifth District – Civil Cases*



*Totals include Industrial Commission Division Cases.

CASELOAD AND STATISTICAL RECORDS

**CASELOAD SUMMARY BY DISTRICT
APPELLATE COURT OF ILLINOIS
CALENDAR YEAR 2013**

Appellate District	Type of Case	Number of Cases Pending January 1, 2013	Number of Cases Filed During 2013	Number of Cases Reinstated	Number of Cases Disposed	Number of Cases Disposed by Majority Opinion	Number of Cases Disposed By Rule 23 Order	Number of Cases Disposed By Summary Order	Number of Cases Disposed Without Opinion, R23 or Sum. Ord.	Number of Cases Pending December 31, 2013	Inventory Increase\ Decrease
First	Civil	1831 (49) *	2119 (87)	160 (2)	2292 (67)	268 (6)	566 (31)	139	1319 (30)	1818 (71)	-13
	Criminal .	2573	1850	72	1543	132	736	280	395	2952	379
Second . . .	Civil	528 (27)	717 (35)	27 (1)	703 (30)	95 (4)	269 (16)	86	253 (10)	569 (33)	41
	Criminal .	681	596	20	590	83	195	117	195	707	26
Third	Civil	342 (23)	461 (23)	2	485 (27)	66 (2)	199 (15)	18	202 (10)	320 (19)	-22
	Criminal .	496	507	1	454	40	246	36	132	550	54
Fourth . . .	Civil	320 (27)	515 (21)	3	546 (31)	72 (2)	267 (22)	25 (1)	182 (6)	284 (17)	-36
	Criminal .	609	596	6	589	50	278	51	210	621	12
Fifth	Civil	286 (34)	341 (27)	0	344 (45)	30 (4)	137 (27)	11 (1)	166 (13)	283 (16)	-3
	Criminal .	317	239	0	208	9	100	33	66	348	31
TOTALS .	Civil	3307 (160)	4153 (193)	192 (3)	4370 (200)	531 (18)	1438 (111)	279 (2)	2122 (69)	3274 (156)	-33
	Criminal .	4676	3788	99	3384	314	1555	517	998	5178	502

* Numbers in parentheses refer to Industrial Commission Division Cases which are not included in the Civil totals.

**CASE DISPOSITIONS BY DISTRICT
APPELLATE COURT OF ILLINOIS
CALENDAR YEAR 2013**

		METHOD OF DISPOSITION																								
Appellate District	Type of Case	Affirmed			Reversed			Affirmed in Part and/or Reversed in Part			Reversed and Remanded			Modified			Vacated and/or Remanded			Dismissed			Disposed of w/o Opinion R23 or Sum. Ord.	Total Cases Disposed		
		Opinion	Rule 23	Sum. Order	Opinion	Rule 23	Sum. Order	Opinion	Rule 23	Sum. Order	Opinion	Rule 23	Sum. Order	Opinion	Rule 23	Sum. Order	Opinion	Rule 23	Sum. Order	Opinion	Rule 23	Sum. Order				
First	Civil	155 (1) *	395 (16)	105	14 (1)	28 (2)	0	37 (3)	56 (12)	2	45	38	2	0	0	0	8	5 (1)	0	9 (1)	44	30	1319 (30)	2292 (67)		
	Criminal ..	82	577	251	7	11	0	8	58	11	25	62	2	0	0	0	8	17	4	2	11	12	395	1543		
Second	Civil	62 (1)	195 (12)	53	8	11 (1)	0	7 (1)	29 (1)	1	10 (2)	16	2	0	0	0	3	5 (2)	5	5	13	25	253 (10)	703 (30)		
	Criminal ..	45	142	91	5	4	1	11	24	3	14	15	3	0	0	0	7	5	8	1	5	11	195	590		
Third	Civil	33 (1)	159 (11)	10	7	4	0	9	11 (3)	2	13 (1)	17	4	0	0	0	1	3	0	3	5 (1)	2	202 (10)	485 (27)		
	Criminal ..	22	177	18	2	6	1	8	24	13	6	28	1	0	0	0	2	9	3	0	2	0	132	454		
Fourth	Civil	31 (1)	211 (13)	16	10	4 (1)	0	12	24 (7)	1	11 (1)	13 (1)	3	0	0	0	6	6	1	2	9	4 (1)	182 (6)	546 (31)		
	Criminal ..	25	179	33	3	3	0	7	56	5	11	21	1	0	0	0	4	12	9	0	7	3	209	588		
Fifth	Civil	17 (1)	100 (15)	5 (1)	2	8	0	1 (2)	7 (7)	0	8	18	0	0	0	0	2 (1)	3 (4)	3	0	1 (1)	3	166 (13)	344 (45)		
	Criminal ..	4	79	7	0	3	2	3	3	1	1	10	2	1	0	3	0	2	17	0	3	1	66	208		
TOTALS	Civil	298 (5)	1060 (67)	189 (1)	41 (1)	55 (4)	0	66 (6)	127 (30)	6	87 (4)	102 (1)	11	0	0	0	20 (1)	22 (7)	9	19 (1)	72 (2)	64 (1)	2122 (69)	4370 (200)		
	Criminal ..	178	1154	400	17	27	4	37	165	33	57	136	9	1	0	3	21	45	41	3	28	27	997	3383		

* Numbers in parentheses refer to Industrial Commission Division Cases which are not included in the Civil totals.

**METHOD OF CASE DISPOSITION
APPELLATE COURT OF ILLINOIS
CALENDAR YEAR 2013**

METHOD OF DISPOSITION WITHOUT OPINION OR ORDER																
Appellate District	Type of Case	Dismissed			Dismissed on Court's Motion			Leave to Appeal Denied (a) **	Motion for Leave to File Late Notice of Appeal Denied (b)	Remanded With Direction For Further Proceeding	Dismissed in the Trial Court	Bail Order Entered	Confession of Error	Transferred to Proper Court	Other Dispositions	Total Cases Disposed of Without Opinion Or Order
		Motion of Appellant	Motion of Appellee	Stipulation of Parties	Failure to Comply With Rules/Orders	Lack of Jurisdiction No Final Appealable Order	Other									
First	Civil	203 (12)*	223 (4)	4	757 (8)	10	5	40 (1)	12	1	20 (1)	0	0	1	43 (4)	1319 (30)
	Criminal	152	6	0	74	1	1	0	36	1	1	8	0	0	115	395
Second	Civil	70 (2)	34 (3)	8 (1)	108 (2)	6 (1)	0	7	4	0	12 (1)	0	0	0	4	253 (10)
	Criminal	51	9	0	44	2	1	0	9	1	14	0	1	0	63	195
Third	Civil	61 (5)	21	13 (2)	83	2 (2)	3	4 (1)	5	0	10	0	0	0	0	202 (10)
	Criminal	67	0	0	23	3	2	0	6	12	8	0	11	0	0	132
Fourth	Civil	64 (2)	17 (1)	14 (1)	60 (1)	2	9	4	2	4 (1)	3	0	0	2	1	182 (6)
	Criminal	119	1	0	11	0	1	1	1	64	10	1	0	0	0	209
Fifth	Civil	42 (6)	6 (2)	4 (1)	83	10 (2)	2	9 (1)	2	0	8 (1)	0	0	0	0	166 (13)
	Criminal	33	0	0	11	15	0	0	1	0	6	0	0	0	0	66
TOTALS	Civil	440 (27)	301 (10)	43 (5)	1091 (11)	30 (5)	19	64 (3)	25	5 (1)	53 (3)	0	0	3	48 (4)	2122 (69)
	Criminal	422	16	0	163	21	5	1	53	78	39	9	12	0	178	997

* Numbers in parentheses refer to Industrial Commission Division Cases which are not included in the Civil totals.

** S.C.Rule 306/308

(a) Includes Denial of Permissive Interlocutory

(b) Includes Denial of Motion to File Late Record

**TIME LAPSE: CASE FILING TO DISPOSITION
APPELLATE COURT OF ILLINOIS
CALENDAR YEAR 2013**

Appellate District	Type of Case	TIME LAPSE BETWEEN CASE FILING AND DISPOSITION						Total Cases Disposed
		Under 6 Months	6 to 12 Months	1 to 1 1/2 Years	1 1/2 to 2 Years	2 to 3 Years	Over 3 Years	
First	Civil	814 (22) *	883 (19)	419 (24)	126 (2)	40	10	2292 (67)
	Criminal . .	87	247	415	394	342	58	1543
Second	Civil	252 (6)	339 (14)	93 (9)	14	4 (1)	1	703 (30)
	Criminal . .	91	127	262	94	13	3	590
Third	Civil	185 (4)	185 (18)	86 (5)	20	9	0	485 (27)
	Criminal . .	71	61	159	136	23	4	454
Fourth	Civil	265 (5)	212 (13)	57 (12)	9 (1)	2	1	546 (31)
	Criminal . .	118	111	259	91	10	0	589
Fifth	Civil	128 (8)	92 (15)	57 (20)	12 (2)	2	53	344 (45)
	Criminal . .	41	31	49	57	28	2	208
TOTALS	Civil	1644 (45)	1711 (79)	712 (70)	181 (5)	57 (1)	65	4370 (200)
	Criminal . .	408	577	1144	772	416	67	3384
GRAND TOTAL		2052 (45)	2288 (79)	1856 (70)	953 (5)	473 (1)	132	7754 (200)

* Numbers in parentheses refer to Industrial Commission Division Cases which are not included in the Civil totals.

**TIME LAPSE: BRIEF FILING TO DISPOSITION
APPELLATE COURT OF ILLINOIS
CALENDAR YEAR 2013**

Appellate District	Type of Case	TIME LAPSE BETWEEN BRIEF FILING AND DISPOSITION						Total Cases Disposed
		Under 6 Months	6 to 12 Months	1 to 1 1/2 Years	1 1/2 to 2 Years	2 to 3 Years	Over 3 Years	
First	Civil	657 (8) *	259 (29)	18 (3)	4	3	1	942 (40)
	Criminal . .	724	159	21	5	9	1	919
Second	Civil	336 (4)	79 (18)	10	1	0 (1)	0	426 (23)
	Criminal . .	275	36	1	1	2	0	315
Third	Civil	167 (9)	113 (13)	10	1	1	0	292 (22)
	Criminal . .	157	66	8	1	1	2	235
Fourth	Civil	287 (7)	71 (18)	1	1 (1)	0	0	360 (26)
	Criminal . .	290	35	3	1	0	0	329
Fifth	Civil	117 (14)	65 (19)	3 (4)	1	3	0	189 (37)
	Criminal . .	80	33	3	1	0	0	117
TOTALS	Civil	1564 (42)	587 (97)	42 (7)	8 (1)	7 (1)	1	2209 (148)
	Criminal . .	1526	329	36	9	12	3	1915
GRAND TOTAL		3090 (42)	916 (97)	78 (7)	17 (1)	19 (1)	4	4124 (148)

* Numbers in parentheses refer to Industrial Commission Division Cases which are not included in the Civil totals.

**OPINIONS AND RULE 23 ORDERS
APPELLATE COURT OF ILLINOIS
CALENDAR YEAR 2013**

Appellate District	OPINIONS						Rule 23 Orders	Summary Orders
	Majority	Per Curiam	Specially Concurring	Dissenting	Supplemental	Total Opinions		
First	386 (6)*	0	20 (1)	24 (2)	0	430 (9)	1277 23 Sp. Conc.(5) 30 Dissent.(5) (31)	413
Second	161 (4)	0	7	11 (1)	1	180 (5)	434 3 Sp. Conc. 5 Dissent. (16)	188
Third	98 (2)	0	15	10	0	123 (2)	430 18 Sp. Conc. 50 Dissent. (15)	53
Fourth	115 (2)	0	4	3	0	122 (2)	524 10 Sp. Conc. 11 Dissent. (22)	76 (1)
Fifth	37 (4)	0	0 (1)	3	0	40 (5)	210 3 Sp. Conc. (1) 11 Dissent. (27)	41 (1)
TOTALS	797 (18)	0	46 (2)	51 (3)	1	895 (23)	2875 57 Sp. Conc. (6) 107 Dissent.(5) (111)	771 (2)

* Numbers in parentheses refer to Industrial Commission Division Cases which are not included in the Civil totals.

**SUPREME COURT
OF ILLINOIS**

**CASELOAD AND STATISTICAL
RECORDS**

--

**FIVE-YEAR TRENDS AND
2013 DATA**

SUPREME COURT CASELOAD AND STATISTICAL RECORDS CASE FILINGS AND DISPOSITIONS

A summary of case filings and dispositions in the Supreme Court of Illinois for the period 2009 through 2013 is presented in Table 1.

During 2013, filings in the Supreme Court totaled 2,671; 26 fewer cases than the 2,697 cases filed in 2012. The Supreme Court disposed of a total of 2,627 cases in 2013; a decrease of 166 cases from 2012 dispositions.

In 2013 there were 1,720 cases filed on the general docket, which is the predominant docket, a decrease of 75 cases, or 4.4 percent from 2012 general docket filings.

A total of 707 miscellaneous record cases were filed in 2013, 18 more cases than filed in 2012. The miscellaneous record consists primarily of attorney matters. In 2013, approximately 472 name-change (on roll of attorneys) petitions and 3 motions for restoration to active status on the roll of attorneys (under Rule 759) were filed. Disciplinary matters account for 162 cases, and the remaining 70 cases consist of bar admission motions, petitions concerning professional service corporations etc. under Rule 721, certain *pro hac vice* motions, and various administrative matters.

In 2013, 244 miscellaneous docket cases were filed, a 31-case increase from 2012. This docket consists of conviction-related cases filed by *pro se* prisoners. Typically, a matter is placed on the miscellaneous docket, as opposed to the general docket, when papers do not conform to the Supreme Court Rules in one or more respects. This docket provides a forum for the incarcerated *pro se* litigant without compromising standard filing requirements.

Petitions for Leave to Appeal

In 2013, 1,584 petitions were filed, a decrease of 80 cases from the 2012 filings on the leave to appeal docket, as represented in Table 2a. As in the prior 4 years, approximately twice as many petitions were filed in people cases than in civil cases. The Supreme Court allowed 65 petitions (31 people/34 civil), or 4.3 percent of the petitions acted upon in 2013. As indicated in Table 2b, 7 less petitions were allowed in 2013 than in 2012. The 5-year average of petitions allowed is 75.

Mandatory Appeals

As seen in Table 3, no direct appeals from the imposition of the death sentence or capital post-conviction appeals were filed in light of the statute abolishing the death penalty effective July 1, 2011, and Governor Quinn's March 9, 2011, commutation order.

In 2013, 3 direct appeals were filed by right from judgments of the circuit court in people's cases under Rule 603 and 8 direct appeals were docketed in civil cases, an increase of 6 direct appeals than in 2012.

There were no certificate of importance from the appellate court filed in 2013, a decrease of 1 from 2012.

Other Activity

In 2013, the Supreme Court filed 72 opinions, disposing of 77 cases (Table 6). This figure does not include separate dissenting or concurring opinions, which numbered approximately 37.

The court ruled on 19 petitions for rehearing in decided cases (See Table 7, but note that several petitions disposed were filed in 2012), allowing none; entertained oral argument in 62 cases (Table 5); and considered approximately 1,102 motions on the general docket alone, including 103 original action motions under Rules 381, 382, and 383 (Table 1).

Attorney disciplinary activity (Table 8) in 2013 was concentrated on the miscellaneous record where the Court disciplined 149 attorneys by order and suspended 13 attorneys on an interim basis by order. Eight (8) petitions for reinstatement to the roll of attorneys pursuant to Supreme Court Rule 767 were presented to the Court in 2013: 2 were allowed, 3 were allowed with conditions, 1 was denied, and 2 were withdrawn. The Court dismissed charges in one (1) case by opinion, with no discipline imposed.

In 2013, the Court adopted five (5) new Supreme Court Rules: 991, Mortgage Foreclosure Mediation Programs; 113, Practice and Procedures in Mortgage Foreclosure Cases; 114, Loss Mitigation Affidavit; 660A, Expedited Appeals in Delinquent Minor Cases; and 719, Admission of Military Spouse Attorneys from Other Jurisdictions.

In 2013, the Court amended sixty-seven (67) Supreme Court Rules: Rules 1.2, 4.2, and 5.5 of the Illinois Rules of Professional Conduct; Supreme Court Rules 2, 11, 12, 13 (amended on January 4, 2013, and June 14, 2013), 15, 41, 43, 63, 104, 110, 113 (amended February 28, 2013, and April 8, 2013), 114 (amended February 28, 2013, and April 8, 2013), 131, 132, 137 (amended January 4, 2013, and June 14, 2013), 138 (amended June 3, 2013, June 27, 2013, and December 24, 2013), 181, 187, 191, 216 (amended January 4, 2013, and March 15, 2013), 239, 277, 312, 315 (amended March 15, 2013 and May 23, 2013), 341, 352, 416, 434, 451 (amended February 6, 2013 and April 8, 2013), 501, 526, 527, 551, 603, 604, 606, 607, 608 (amended February 6, 2013, and April 8, 2013), 609, 611, 612, 613, 651, 701, 705, 706, 707, 708, 709, 710, 711, 714, 716 (amended April 8, 2013, and November 26, 2013), 718, 751, 754, 756 (amended April 8, 2013, and June 18, 2013), 792, 795, 799, 900, 905, 10-100, and 660A.

In 2013, pursuant to Supreme Court Rule 3, the Supreme Court Rules Committee forwarded nine (9) matters to the Clerk of the Supreme Court to be filed on the Proposed Rule Docket, which consists of rule proposals and amendments under consideration by the Supreme Court or its committees. In 2013, five (5) matters on the Proposed Rule Docket were closed.

The Supreme Court, which is responsible for regulating the practice of law in the state, licensed 3,184 attorneys in 2013, an increase of 72 from the 3,039 licenses awarded in 2012. During the past 5 years, 15,266 lawyers were licensed, an average of 3,053 per year, which is a decrease of 23 from the 5-year average reported in 2012.

Respecting limited licensure, in 2013 the Court admitted 70 House Counsel (Rule 716) and 10 Legal Service Program attorneys (Rule 717). The Court also licensed one (1) Foreign Legal Consultant (Rule 712) in 2013.

As of December 31, 2011, 834 attorneys were certified as members of the Capital Litigation Trial Bar, 632 as lead counsel and 202 as co-counsel, pursuant to Supreme Court Rule 714 and the order of January 23, 2002 (M.R. 17985). No attorneys were certified as members of the Capital Litigation Trial Bar in 2013. In light of the statute abolishing the death penalty, effective July 1, 2011, on February 6, 2013, Supreme Court Rule 714 was repealed.

In 2013, approximately 4,654 firms were registered with the Court pursuant to Supreme Court Rule 721 to engage in the practice of law as a professional service corporation, professional association, limited liability company or limited liability partnership. Approximately 68.4 percent of these firms also provided evidence of minimum insurance or proof of financial responsibility pursuant to Rule 722 (limited liability legal practice).

Table 1
Summary of Case Filings and Final Dispositions
Supreme Court of Illinois
2009 - 2013

Filings	Grand Total	Total General Docket	Direct Appeals by Right (a)	Certificates of Importance (b)	Direct Appeals by Permission (c)	Petitions for Leave to Appeal (d)	Original Action Motions (e)	Attorney Disc. Cases on General Docket	Other General Docket (f)	Total Misc. Record (g)	Total Misc. Docket (h)
2009	2729	1824	6	2	1	1698	123	0	22	713	192
2010	3014	1978	4	0	6	1858	99	1	15	775	261
2011	2906	1943	2	0	1	1799	122	1	21	752	211
2012	2697	1795	6	1	3	1664	104	0	17	689	213
2013	2671	1720	11	0	10	1584	103	1	11	707	244
Dispositions											
2009	2897	1918	10	1	4	1689	140	1	102	746	233
2010	2922	1875	8	1	6	1677	93	0	90	807	240
2011	3104	2112	8	1	1	1858	115	1	53	762	230
2012	2793	1876	3	0	3	1676	111	2	82	710	207
2013	2627	1679	5	1	9	1491	98	2	74	717	231

(a) Appeals directly from the circuit court: Capital cases (Ill. Const. 1970, art. VI, § 4; Rule 603 appeals from imposition of death sentence and appeals in post conviction proceedings under Rule 651) and statutes held invalid (Rules 302(a) and 603). (b) Certification of case by Appellate Court under Rule 316. (c) Rule 302(b) motions. “Dispositions” do not include motions allowed in a given year unless entire case disposed of in that same year. (d) “Dispositions” do not include petitions allowed in a given year unless entire case disposed of in that same year. (e) Motions filed under Rule 381 (mandamus, prohibition, habeas corpus), Rule 382 (legislative redistricting/ability of governor to serve or resume office), Rule 383 (supervisory authority). “Dispositions” do not include motions allowed in a given year unless entire case disposed of in that same year. (f) “Filings” include, for example, motions for appeal bond, motions to stay (Rule 305), motions to transfer & consolidate multicircuit actions (Rule 384), certification of questions of state law from certain federal courts (Rule 20). “Dispositions” also may include allowed petitions for leave to appeal which were not completely disposed of in the year in which the petition was filed (see footnote (d)), including dismissals (*see e.g. Lake Co. Riverboat v. Illinois Gaming Bd., case No. 94730*). (g) The Miscellaneous Record consists primarily of attorney matters, including disciplinary cases, motions for restoration to active status (Rule 759), petitions to change name on roll of attorneys, bar admission motions, and law firms seeking leave to register/renew under Rule 721. (h) Cases are filed on the Miscellaneous Docket when papers tendered by pro se prisoners do not conform to Supreme Court Rules.

Table 2
Summary of Petitions for Leave to Appeal and/or Appeal as a Matter of Right
Under Rules 315/317 - General Docket
Supreme Court of Illinois
2009 - 2013

Table 2 consists of two parts, 2a and 2b, and contains all information presented in former Table 2, as well as the following additional information: a new column for “denied with supervisory order,” and a note that the “total disposed” column now includes petitions “denied with supervisory order” and petitions that were “allowed.” The “percent allowed” column reflects these changes.

Table 2a

Filings

	Total Filed	(People)	(Civil)
2009	1698	(1154)	(544)
2010	1858	(1286)	(572)
2011	1799	(1233)	(566)
2012	1664	(1148)	(516)
2013	1584	(1036)	(548)

Table 2b
Dispositions

	Total Allowed	(People)	(Civil)	Denied, Dismissed or Withdrawn	Denied With Supervisory Order	Total Disposed (a)	Percent Allowed (b)
2009	87	(53)	(34)	1594	95	1776	4.9%
2010	73	(36)	(37)	1553	124	1750	4.2%
2011	78	(36)	(42)	1740	118	1936	4.0%
2012	72	(33)	(39)	1638	50	1760	4.1%
2013	65	(31)	(34)	1,424	28	1517	4.3%

(a) Total disposed includes petitions allowed, denied, denied with supervisory order, dismissed and withdrawn.

(b) Relationship between petitions allowed and all petitions disposed, i.e., denied, denied with supervisory order, dismissed, withdrawn, and allowed.

Table 3
Mandatory Jurisdiction Appeals - General Docket
Supreme Court of Illinois
2009 - 2013

	Total Filed	Capital		Statute Invalid		Certificate of Importance		Total Disposed	Capital		Statute Invalid		Certificate of Importance	
		Imposition of death sentence	Post Conviction	People	Civil	People	Civil		Imposition of death sentence	Post Conviction	People	Civil	People	Civil
2009	8	2	1	2	1	0	2	11	3	0	4	3	1	0
2010	4	2	0	2	0	0	0	9	4	0	2	2	0	1
2011	2	0	0	2	0	0	0	9	5	1	2	0	0	1
2012	7	0	0	4	2	0	1	3	0	0	3	0	0	0
2013	11	0	0	3	8	0	0	6	0	0	2	3	0	1

Table 4
General Docket
People and Civil Cases
Supreme Court of Illinois
2009 - 2013

	Total Filed	(People)	(Civil)	Total Disposed	(People)	(Civil)
2009	1824	1196	628	1918	1268	650
2010	1978	1338	640	1875	1261	614
2011	1943	1291	652	2112	1461	651
2012	1795	1202	593	1876	1241	635
2013	1720	1089	631	1679	1040	639

Table 5
Summary of the Call of the Docket
Supreme Court of Illinois
2009 - 2013

	Cases Submitted	(People)	(Civil)
2009	96	(55)	(41)
2010	88	(52)	(36)
2011	69	(40)	(29)
2012	73	(35)	(38)
2013	62	(26)	(36)

Table 6
Summary of Opinions
Supreme Court of Illinois
2009 - 2013

	Total Filed (a)	(People)	(Civil)	Disposing of Cases on the Merits
2009	90	(50)	(40)	99
2010	84	(52)	(32)	91
2011	84	(46)	(38)	90
2012	71	(32)	(39)	81
2013	72	(35)	(37)	77

(a) Category does not include dissenting or concurring opinions.

Table 7
Summary of Rehearings
Supreme Court of Illinois
2009 - 2013

	Total Filed	(People)	(Civil)	Total Allowed (a)	(People)	(Civil)
2009	26(b)	(10)	(16)(b)	0	(0)	(0)
2010	18(c)	(14)(c)	(4)	0	(0)	(0)
2011	24(d)	(10)	(14)(d)	0	(0)	(0)
2012	16	(6)	(10)	0	(0)	(0)
2013	16	(10)	(6)	0	(0)	(0)

(a) Petitions not allowed are denied or, occasionally, dismissed or withdrawn on motion, or not ruled on in the reporting year.

(b) In one civil case 2 petitions filed, i.e. 25 cases/26 petitions.

(c) In one people's case 2 petitions filed, i.e. 17 cases/18 petitions.

(d) In one civil case 2 petitions filed, i.e., 23 cases/24 petitions.

Table 8

**Attorney Disciplinary Cases
Supreme Court of Illinois
(Calendar Year 2013)**

Discipline Imposed by Order	Dispositions
Rule 753 proceedings on recommendation of Hearing or Review Board of the Attorney Registration and Disciplinary Commission	66
Rule 762(a) Voluntary disbarment	8
Rule 762(b) Discipline on consent	48
Rule 763 Reciprocal discipline	27
Total	149

Discipline by Opinion (2013 IL 115767 - charges dismissed 11/15/13)	0
---	---

Interim Suspension Orders	
Rule 761	2
Rule 774	11
Total	13

Reinstatement to Roll of Attorneys	
Petition Allowed	2
Petition Allowed w/conds	3
Petition Denied	1
Petition Withdrawn	2
	8

Total Dispositions	170
---------------------------	------------

Reinstatement Petitions	Reprimand	Censure	Interim Suspension	Probationary Suspension	Suspension	Disbarment	Total Dispositions
8	8	11	13	17	78	35	170

Figure 1
Filings
2009-2013

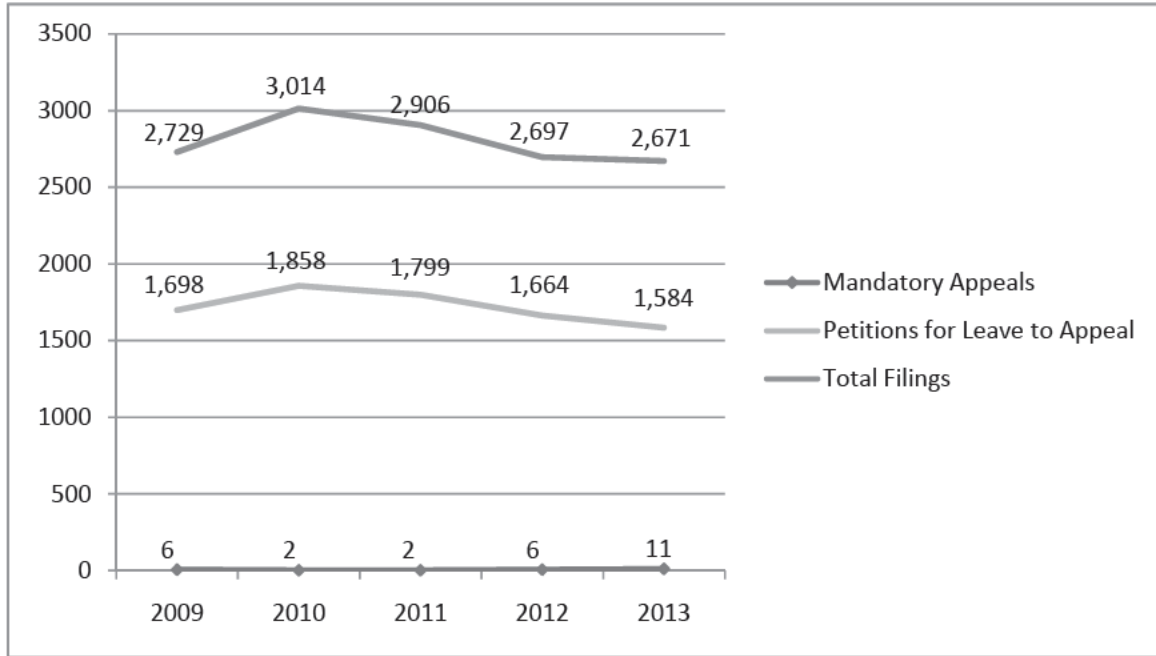
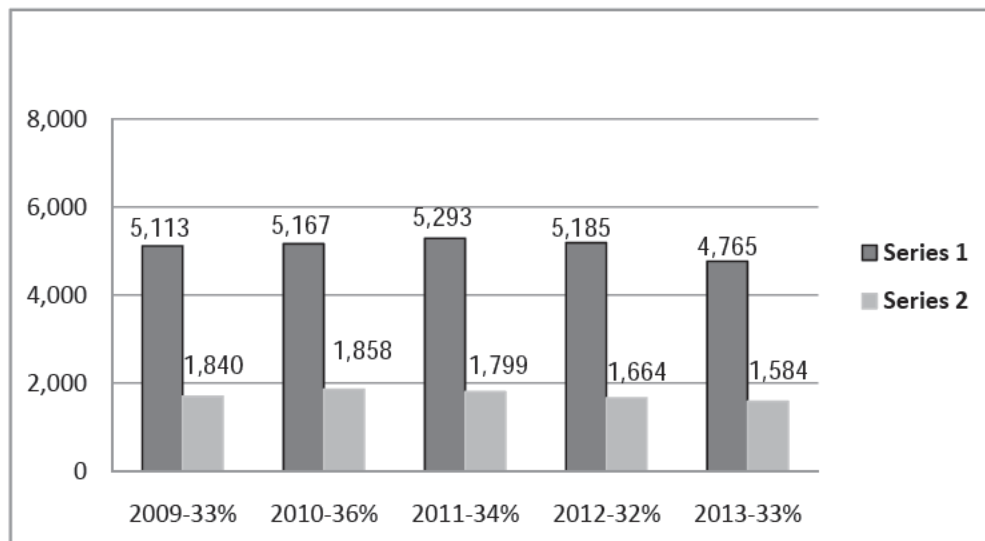


Figure 2
Petitions for Leave to Appeal Filed as a Percent of Appeals
Decided by Appellate Court Opinion or Rule 23 Order
2009-2013



Appeals disposed of by Opinion or Pursuant to Rule 23(b) or (c) in Appellate Court
 Petitions for Leave to Appeal Filed in Supreme Court



Supreme Court of Illinois
Administrative Office of the Illinois Courts
www.illinoiscourts.gov