

Statewide Data Profile from Illinois' Arbitration Programs

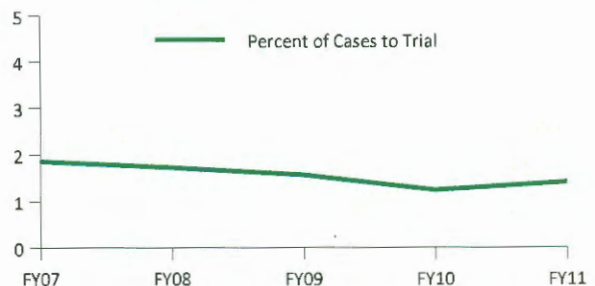
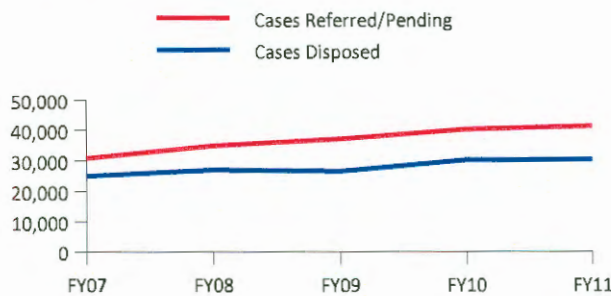
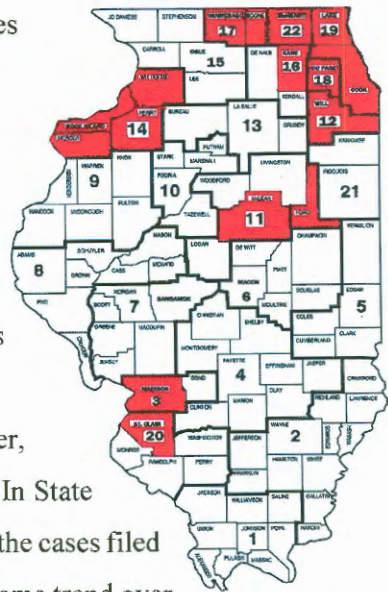
Arbitration Caseload FY 11	
Cases Pending/Referred to Arbitration	41,302
Cases Settled/Dismissed	30,372
Arbitration Hearings	8,348
Awards Accepted	1,946
Awards Rejected	4,465
Cases Filed in Arbitration that Proceeded to Trial	602

The number of cases referred to Illinois' arbitration programs in FY 2011 marks the highest volume of cases in arbitration over the past five fiscal years. Generally, the number of civil cases filed in the Illinois courts increases annually, a trend which is also reflected in arbitration case filings. On average 36,782 cases per year

were referred to, or are pending in, arbitration over the past five state fiscal years. The table presents information regarding the total number of cases litigated in all sixteen arbitration programs, reflects the total number of cases resolved during the arbitration process, and depicts the total number of cases that ultimately proceeded to trial.*

Program data indicate that either a settlement or dismissal was reached in 74 percent (30,372 of 41,302 cases were disposed) of the cases filed in Illinois' arbitration programs for State Fiscal Year 2011. This is slightly lower than the five-year average of 76 percent.

A more significant performance indicator for arbitration, however, is the number of cases which, having been arbitrated, proceed to trial. In State Fiscal Year 2011, statewide figures indicate that less than two percent of the cases filed in Illinois' arbitration programs proceeded to trial. This rate tracks the same trend over the past five years (2007 - 2011).



*The Statewide and Circuit Profile figures are derived from a compilation of data from Appendix 4.