

**2015  
Annual Report  
of the Illinois Courts**

*S  
t  
a  
t  
i  
s  
t  
i  
c  
a  
l  
  
S  
u  
m  
m  
a  
r  
y  
  
2  
0  
1  
5*



**Supreme Court of Illinois**  
Administrative Office of the Illinois Courts  
[www.illinoiscourts.gov](http://www.illinoiscourts.gov)

*Statistical Summary*

**Cover Design: “Law and Knowledge” — “Justice and Power” by Charles J. Mulligan (1866-1916)** One of two statues face visitors as they enter the main (north) entrance of the Supreme Court Building in Springfield. The one on the right, “Law and Knowledge” [front cover] and the other statue to the left, [back cover] “Justice and Power” were completed sometime between 1908 and 1910. Sculptor Charles J. Mulligan was born in Ireland and arrived in Chicago in 1872 with his father James. His start as a sculptor began by modeling clay dug from the Illinois & Michigan Canal, and later as a marble-cutter in Chicago. He studied under Lorado Taft at the Art Institute of Chicago and Alexander Falguiere in Paris, France. He succeeded Taft as the head of the Department of Sculpture at the Institute and served in that role until his death. Some of his other works appear in Garfield Park, Chicago (Lincoln as a Railsplitter and the John F. Finnerty statues); Riverview Park, Quincy (General George Rogers Clark statue); and Rosemond Grove Cemetery, Rosemond (Lincoln the Orator statue).

Photos provided by Artistic Portraits.

# ANNUAL REPORT OF THE ILLINOIS COURTS

## STATISTICAL SUMMARY - 2015

Compiled and Published by the  
Administrative Office of the Illinois Courts  
3101 Old Jacksonville Road  
Springfield, Illinois 62704  
(217) 558-4490

### **ACKNOWLEDGMENTS**

The Administrative Office of the Illinois Courts gratefully acknowledges and sincerely appreciates the efforts of the clerks of the circuit, appellate, and supreme courts, and probation managers throughout the state for their contributions to this summary. Over two thousand eight hundred reports were prepared and submitted to the Administrative Office by the various clerks and probation managers.

For more detailed information, or for information which does not appear in this publication, the reader is directed to the clerk of the appropriate court or probation manager.

# CONTENTS

Title Page.....	i
Acknowledgments.....	ii
Contents.....	iii

## CIRCUIT COURTS OF ILLINOIS

Map of Judicial Circuits of Illinois.....	3
Directory of Circuit Clerks of Illinois .....	4
Graphical Presentation of Five-Year Trends -- Total Caseload and Selected Case Categories .....	7
Case Types Within Case Categories.....	8
Caseload, Clearance Rate and Statistical Records of the Circuit Courts of Illinois .....	13
Caseload Summaries by Circuit .....	14
Case Filing Ratio: Judge/Population .....	15
Clearance Rates by Circuit and Case Category -- Five-Year Trends .....	16
Civil and Domestic Relations Caseload Statistics by County .....	20
Criminal and Quasi-Criminal Caseload Statistics by County.....	34
Juvenile Caseload Statistics by County .....	48
Age of Pending Cases by Case Category Downstate Circuits.....	55
Law Case Dispositions by Circuit .....	56
Law Case Dispositions by County .....	57
Time Lapse: Case Filing to Date of Verdict Law Jury Verdicts Over \$50,000.....	60
Felony Dispositions and Sentences by County.....	61
Financial Summary of the Circuit Courts of Illinois .....	65
Circuit Clerk Fees and Other Revenue by County .....	66
Circuit Clerk Cost of Operating by County.....	69
Circuit Clerk Disbursement of Funds by County	
Fines, Penalties, Assessments and Forfeitures .....	72
Fees of Others .....	87
Miscellaneous Disbursements .....	93
Mandatory Arbitration.....	99
Mandatory Arbitration Program Statistics.....	101
Mandatory Arbitration Circuit Caseload .....	102
Mandatory Arbitration Program Statistics.....	106
Adult and Juvenile Probation and Supervised Pretrial Release.....	107
Abbreviations .....	108
Active Adult Caseload.....	109
Statewide Active Adult Caseload Graph .....	111
Active Adult Intensive Probation Supervision (IPS) Caseload .....	112
Active Specialized DUI Program Caseload.....	112
Adult Supervised Pretrial Release .....	113
Adult Investigations Report.....	116
Adult Probation - Programs Ordered.....	119
Statewide Adult Programs Ordered Graph.....	121
Adult Risk Classification.....	122
Adult Risk Classification Graph.....	124
Active Juvenile Caseload .....	125
Active Juvenile Intensive Probation Supervision (IPS) Caseload .....	127
Statewide Active Juvenile Caseload Graph.....	128
Statewide Juvenile Investigations Graph.....	128
Juvenile Investigations Report.....	129

Juvenile Risk Classification .....	132
Juvenile Risk Classification Graph .....	134
Juvenile Court Activity	
Juvenile Petitions Continued Under Supervision/Adjudications .....	135
Juvenile Programs Ordered .....	138
Juvenile Placements .....	141

## **APPELLATE COURT OF ILLINOIS**

Map of Appellate and Supreme Court Judicial Districts and Directory of Appellate Clerks .....	146
--	-----

Graphical Presentation of Five-Year Trends -- Total Caseload and Caseload by District .....	147
--	-----

Caseload and Statistical Records .....	151
Caseload Summary by District .....	152
Case Dispositions by District .....	153
Method of Case Disposition .....	154
Time Lapse: Case Filing to Disposition .....	155
Time Lapse: Brief Filing to Disposition .....	156
Opinions and Rule 23 Orders .....	157

## **SUPREME COURT OF ILLINOIS**

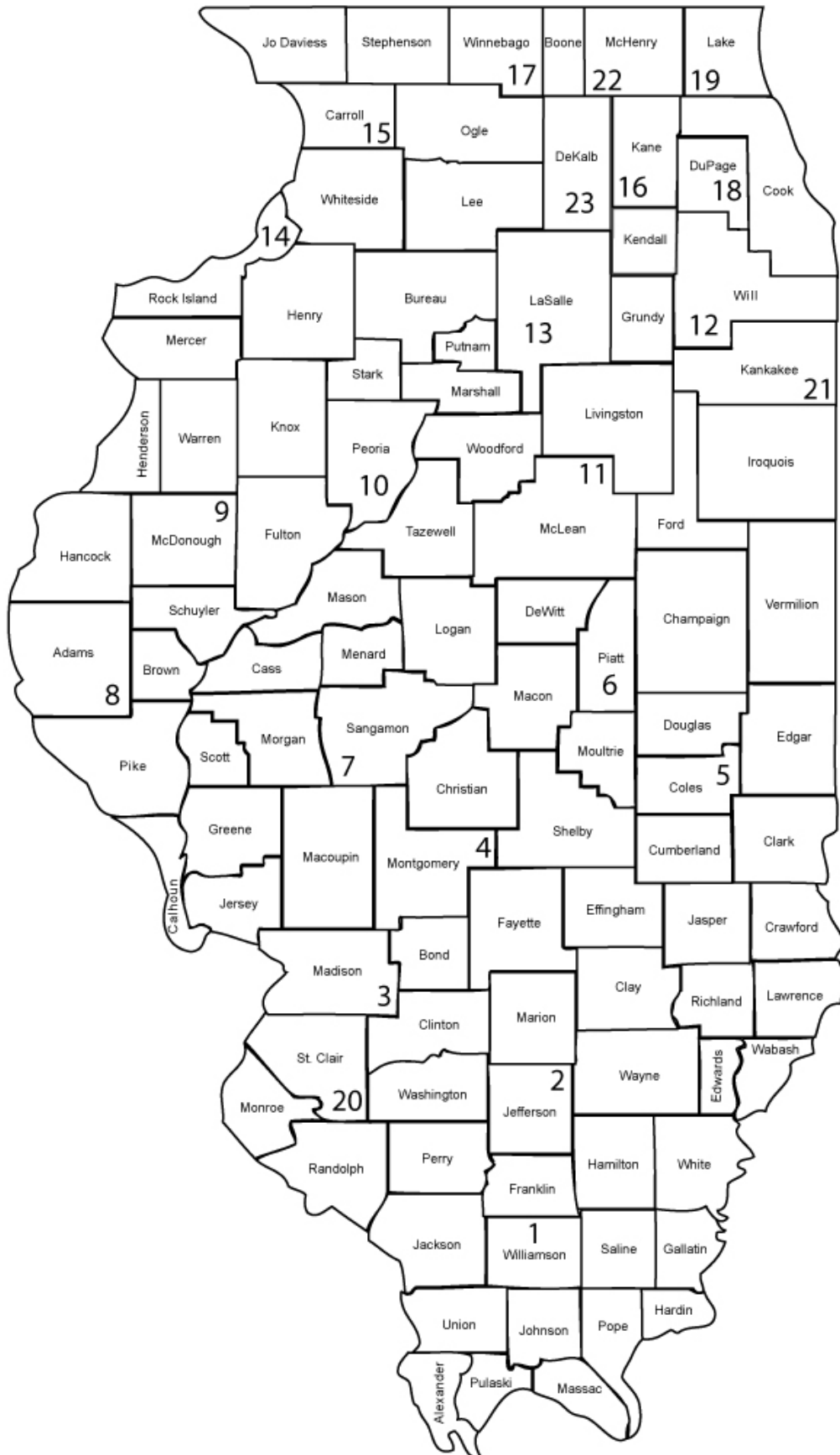
Caseload and Statistical Records -- Five-Year Trends and 2015 Data .....	159
Case Filings and Dispositions .....	160
Table 1: Summary of Case Filings and Final Dispositions, 2011 – 2015 .....	163
Table 2: Summary of Petitions for Leave to Appeal and/or Appeal as a Matter of Right Under Rules 315/317 - General Docket, 2011 – 2015 .....	164
Table 3: Mandatory Jurisdiction Appeals - General Docket, 2011 – 2015 .....	165
Table 4: General Docket, People and Civil Cases, 2011 – 2015 .....	165
Table 5: Summary of the Call of the Docket, 2011 – 2015 .....	166
Table 6: Summary of Opinions, 2011 – 2015 .....	167
Table 7: Summary of Rehearings, 2011 – 2015 .....	167
Table 8: Attorney Disciplinary Cases, Calendar Year 2015 .....	168
Figure 1: Filings, 2011 – 2015 .....	169
Figure 2: Petitions for Leave to Appeal Filed as a Percent of Appeals Decided by Appellate Court Opinion or Rule 23 Order, 2011 – 2015 .....	169

**CIRCUIT COURTS OF ILLINOIS**





# MAP OF JUDICIAL CIRCUITS OF ILLINOIS



## DIRECTORY OF CIRCUIT CLERKS OF ILLINOIS

<u>County</u>	<u>Clerk of the Court</u>	<u>Mailing Address</u>	<u>City &amp; Zip</u>	<u>Judicial Circuit</u>	<u>2015 Est. U.S. Census</u>	<u>Telephone</u>
Adams	Lori Geschwandner	521 Vermont Street	Quincy 62301-2934	8	67,013	217/277-2100
Alexander	Paul L. Jones	2000 Washington Avenue	Cairo 62914	1	6,780	618/734-0107
Bond	Rex Catron	200 West College Ave.	Greenville 62246	3	16,950	618/664-3208
Boone	Linda Anderson	601 North Main St., Suite 303	Belvidere 61008-2644	17	53,585	815/544-0371
Brown	Rhonda Johnson	200 Court Street, Room 5	Mt. Sterling 62353-1233	8	6,829	217/773-2713
Bureau	Mary C. Dremann	700 South Main Street	Princeton 61356-2037	13	33,587	815/872-2001
Calhoun	Yvonne M. Macauley	P.O. Box 486	Hardin 62047-0486	8	4,899	618/576-2451
Carroll	Sherri A. Miller	301 North Main St., P.O. Box 32	Mt. Carroll 61053-0032	15	14,616	815/244-0230
Cass	Chere Kay Garner	P.O. Box 203	Virginia 62691-0203	8	12,847	217/452-7225
Champaign	Katie Blakeman	101 East Main Street	Urbana 61801-2736	6	208,861	217/384-3725
Christian	Julie Mayer	101 South Main, P.O. Box 617	Taylorville 62568-0617	4	33,642	217/824-4966
Clark	Kathy Ramsey	P.O. Box 187	Marshall 62441-0187	5	15,979	217/826-2811
Clay	Crystal Ballard	111 Chestnut St., P.O. Box 100	Louisville 62858-0100	4	13,428	618/665-3523
Clinton	Rod Kloeckner	850 Fairfax Street	Carlyle 62231-0407	4	37,786	618/594-6615
Coles	Melissa Hurst	651 Jackson Ave., Room 128	Charleston 61920	5	52,521	217/348-0516
Cook	Dorothy Brown	50 W. Washington, Suite 1001	Chicago 60602-1305	Cook	5,238,216	312/603-5030
Crawford	Angela Reinoehl	P.O. Box 655	Robinson 62454-0655	2	19,414	618/544-3512
Cumberland	Rhonda M. Wilson	1 Courthouse Square Room 107	Toledo 62468-0145	5	10,898	217/849-3601
DeKalb	Maureen A. Josh	133 West State Street	Sycamore 60178-1416	23	104,352	815/895-7138
DeWitt	Pamela Barnes	201 West Washington	Clinton 61727-0439	6	16,247	217/935-7750
Douglas	Julie Mills	401 South Center, P.O. Box 50	Tuscola 61953-0050	6	19,823	217/253-2352
DuPage	Chris Kachiroubas	P.O. Box 707	Wheaton 60187-0707	18	933,736	630/407-8700
Edgar	Sandra K. Willett	115 West Court Street, Room M	Paris 61944-1739	5	17,664	217/466-7447
Edwards	Margaret Branum	50 East Main Street, Suite 7	Albion 62806-1262	2	6,534	618/445-2016
Effingham	John Niemerg	120 W. Jefferson Ave., Suite 101	Effingham 62401-0586	4	34,371	217/342-4065
Fayette	Kathy Emerick	221 South 7th St.	Vandalia 62471-2755	4	22,043	618/283-5009
Ford	Kim Evans	200 West State	Paxton 60957-0080	11	13,736	217/379-9420
Franklin	Nancy Hobbs	P.O. Box 485	Benton 62812-0485	2	39,485	618/439-2011
Fulton	Mary C. Hampton	P.O. Box 152	Lewistown 61542-0152	9	35,699	309/547-3041
Gallatin	Brittney Capeheart	P.O. Box 249	Shawneetown 62984-0249	2	5,265	618/269-3140
Greene	Shirley Thornton	519 Main Street	Carrollton 62016	7	13,241	217/942-3421
Grundy	Karen Slattery	P.O. Box 707	Morris 60450	13	50,541	815/941-3256
Hamilton	Beth Sandusky	100 South Jackson Street	McLeansboro 62859	2	8,200	618/643-3224
Hancock	John Neally	P.O. Box 189	Carthage 62321	9	18,543	217/357-2616

## DIRECTORY OF CIRCUIT CLERKS OF ILLINOIS

<u>County</u>	<u>Clerk of the Court</u>	<u>Mailing Address</u>	<u>City &amp; Zip</u>	<u>Judicial Circuit</u>	<u>2015 Est. U.S. Census</u>	<u>Telephone</u>
Hardin	Nancy Pennell	P.O. Box 308	Elizabethtown 62931	2	4,135	618/287-2735
Henderson	Sandra Keane	P.O. Box 546	Oquawka 61469-0546	9	6,995	309/867-3121
Henry	Jackie Oberg	307 West Center	Cambridge 61238	14	49,489	309/937-3496
Iroquois	Lisa K. Hines	550 South 10th Street	Watseka 60970	21	28,672	815/432-6950
Jackson	Cindy R. Svanda	P.O. Box 730	Murphysboro 62966	1	59,362	618/687-7300
Jasper	Jamie Blake	100 West Jourdan Street	Newton 62448-1973	4	9,607	618/783-2524
Jefferson	Randy Pollard	P.O. Box 1266	Mt. Vernon 62864-1266	2	38,353	618/244-8008
Jersey	Charles E. Huebener	201 West Pearl Street	Jerseyville 62052-1852	7	22,372	618/498-5571
Jo Daviess	Sharon Wand	330 North Bench Street	Galena 61036-1828	15	22,086	815/777-0037
Johnson	Ryan M. O'Neal	401 Court Street Suite A.	Vienna 62995-0517	1	12,762	618/658-4751
Kane	Thomas Hartwell	540 S. Randall Rd.	St. Charles 60174	16	530,847	630/232-3413
Kankakee	Sandra Cianci	450 East Court Street	Kankakee 60901	21	110,879	815/936-5700
Kendall	Robyn Ingemunson	807 West John Street	Yorkville 60560	23	123,355	630/553-4183
Knox	Kelly Cheesman	200 South Cherry Street	Galesburg 61401	9	51,441	309/345-6719
Lake	Keith Brin	18 North County Street	Waukegan 60085-4369	19	703,910	847/377-3380
LaSalle	James Olson	119 West Madison Street, Room 201	Ottawa 61350	13	111,333	815/434-8671
Lawrence	Peggy Frederick	1100 State Street	Lawrenceville 62439	2	16,491	618/943-2815
Lee	Denise A. McCaffrey	309 South Galena Ave., Suite 320	Dixon 61021-0325	15	34,584	815/284-5234
Livingston	Judith K. Cremer	110 N. Main St.	Pontiac 61764-0320	11	36,671	815/844-2602
Logan	Mary Kelley	P.O. Box 158	Lincoln 62656	11	29,494	217/735-2376
McDonough	Kimberly Wilson	#1 Courthouse Square	Macomb 61455	9	31,333	309/837-4889
McHenry	Katherine M. Keefe	2200 N. Seminary Ave., Room 352	Woodstock 60098	22	307,343	815/334-4310
McLean	Don Everhart	104 West Front, Room 404	Bloomington 61701	11	173,166	309/888-5301
Macon	Lois Durbin	253 East Wood Street	Decatur 62523	6	107,303	217/424-1454
Macoupin	Mike Mathis	P.O. Box 197	Carlinville 62626-0197	7	46,045	217/854-3211
Madison	Mark Von Nida	155 North Main Street	Edwardsville 62025	3	266,209	618/692-6240
Marion	Ronda Yates	P.O. Box 130	Salem 62881	4	38,339	618/548-3856
Marshall	Gina M. Noe	122 North Prairie, P.O. Box 328	Lacon 61540-0328	10	11,982	309/246-6435
Mason	Michael D. Roat	125 North Plum	Havana 62644	8	13,701	309/543-6619
Massac	Larry Grace	P.O. Box 152	Metropolis 62960	1	14,766	618/524-5011
Menard	Penny Hoke	P.O. Box 466	Petersburg 62675-0466	8	12,444	217/632-2615
Mercer	Jeff Benson	100 Southeast 3rd Street	Aledo 61231	14	15,858	309/582-7122
Monroe	Sandra Saugel	100 South Main Street, Room 115	Waterloo 62298	20	33,879	618/939-8681
Montgomery	Holly Lemons	120 North Main, Room 125	Hillsboro 62049	4	28,898	217/532-9546

## DIRECTORY OF CIRCUIT CLERKS OF ILLINOIS

<b>County</b>	<b>Clerk of the Court</b>	<b>Mailing Address</b>	<b>City &amp; Zip</b>	<b>Judicial Circuit</b>	<b>2015 Est. U.S. Census</b>	<b>Telephone</b>
Morgan	Theresa Lonergan	P.O. Box 1120	Jacksonville 62651	7	34,828	217/243-5419
Moultrie	Cynthia Braden	10 South Main, Suite 7	Sullivan 61951	6	14,931	217/728-4622
Ogle	Kimberly A. Stahl	106 South 5th Street, Suite 300	Oregon 61061	15	51,659	815/732-3201
Peoria	Robert M. Spears	324 Main Street, Room G-22	Peoria 61602	10	186,221	309/672-6989
Perry	Kimberly J. Kellerman	P.O. Box 219	Pinckneyville 62274	20	21,543	618/357-6726
Piatt	Charles A. Barre	101 W. Washington, P.O. Box 288	Monticello 61856-0288	6	16,387	217/762-4966
Pike	Debbie Dugan	100 East Washington	Pittsfield 62363	8	15,989	217/285-6612
Pope	Sean M. Goins	310 East Main St., P.O. Box 438	Golconda 62938	1	4,226	618/683-3941
Pulaski	Cindy Kennedy	500 Illinois Ave	Mound City 62963	1	5,678	618/748-9300
Putnam	Cathy J. Oliveri	120 North 4th Street	Hennepin 61327	10	5,644	815/925-7016
Randolph	Sherry Johnson	1 Taylor Street, Room 302	Chester 62233	20	32,852	618/826-5000
Richland	Zach Holder	103 West Main #21	Olney 62450	2	16,029	618/392-2151
Rock Island	Tammy Weikert	P.O. Box 5230	Rock Island 61204-5230	14	146,133	309/786-4451
St. Clair	Kahalal Clay	10 Public Square	Belleville 62220	20	264,052	618/277-6832
Saline	Randy Nyberg	10 East Poplar Street	Harrisburg 62949	1	24,548	618/253-5096
Sangamon	Paul Palazzolo	200 South 9th Street, Room 405	Springfield 62701	7	198,712	217/753-6674
Schuyler	Elaine Boyd	P.O. Box 80	Rushville 62681-0189	8	7,032	217/322-4633
Scott	Staci J. Evans	35 East Market Street	Winchester 62694	7	5,092	217/742-5217
Shelby	Susan Arthur	P.O. Box 469	Shelbyville 62565	4	21,775	217/774-4212
Stark	Marian E. Purtscher	130 West Main St., P.O. Box 426	Toulon 61483	10	5,788	309/286-5941
Stephenson	Nathan Luy	15 North Galena Ave.	Freeport 61032	15	45,749	815/235-8266
Tazewell	Lincoln C. Hobson	342 Court Street	Pekin 61554	10	134,800	309/477-2214
Union	Lorraine Moreland	309 West Market, Room 101	Jonesboro 62952	1	17,408	618/833-5913
Vermilion	Dennis Gardner	7 North Vermilion	Danville 61832	5	79,282	217/554-7700
Wabash	Angela K. Crum	401 Market Street, P.O. Box 997	Mt. Carmel 62863	2	11,542	618/262-5362
Warren	Denise L. Schreck	100 West Broadway	Monmouth 61462	9	17,527	309/734-5179
Washington	Cynthia Barczewski	125 E. Elm Street	Nashville 62263	20	14,270	618/327-4800
Wayne	Sharon L. Gualdoni	301 East Main Street, Suite 204	Fairfield 62837	2	16,423	618/842-7684
White	Kelly Fulkerson	P.O. Box 310	Carmi 62821	2	14,327	618/382-2321
Whiteside	Susan E. Ottens	200 East Knox Street	Morrison 61270	14	57,079	815/772-5188
Will	Pamela J. McGuire	14 West Jefferson Street	Joliet 60432	12	687,263	815/727-8592
Williamson	Angie Kochan	200 West Jefferson, Suite 100	Marion 62959	1	67,466	618/997-1301
Winnebago	Thomas Klein	400 West State St., Room 100	Rockford 61101	17	287,078	815/319-4500
Woodford	Carol Newtonson	P.O. Box 284	Eureka 61530	11	39,227	309/467-3312

**GRAPHICAL PRESENTATION  
OF  
FIVE-YEAR TRENDS  
--  
TOTAL CASELOAD  
AND  
SELECTED CASE CATEGORIES**

## CASE TYPES WITHIN CASE CATEGORIES

### CIVIL CATEGORY

<b>AR</b>	An Arbitration case number shall be assigned to every arbitration-eligible case at the time it is filed. NOTE: This case category shall be used only by counties that have initiated Mandatory Arbitration as defined by Supreme Court Rules 86 through 95.
<b>CH</b>	A Chancery case number shall be assigned to a complaint for equitable relief in matters such as foreclosures, trusts, and title to real property.
<b>ED</b>	An Eminent Domain case number shall be assigned to proceedings involving compensation to an owner for property taken for public use.
<b>L</b>	A Law case number shall be assigned to tort, contract, and a variety of other actions in which the damages sought are greater than \$50,000.
<b>LM</b>	A Law Magistrate case number shall be assigned to tort, contract, and a variety of other actions in which the damages sought are \$50,000 or less.
<b>MC</b>	Each Municipal Corporation shall have one permanent case number and file folder for routine matters to be considered by the court. This file will contain such matters as organization, appointment of officers, approval of bonds, and routine orders confirming annexation.
<b>MH</b>	A Mental Health case number shall be assigned to proceedings involving commitment, discharge, or restoration to legal status.
<b>MR</b>	A Miscellaneous Remedy case number shall be assigned to complaints seeking review of administrative decisions (other than of a tax commission) and a variety of other actions that include change of name, habeas corpus, and extradition.
<b>P</b>	A Probate case number shall be assigned to estates of decedents and guardianship matters.
<b>SC</b>	A Small Claim case number shall be assigned to "... a civil action based on either tort or contract for money not in excess of \$10,000, exclusive of interest and costs, or for the collection of taxes not in excess of that amount" (Supreme Court Rule 281.)
<b>TX</b>	A Tax case number shall be assigned to the annual tax sale and a variety of other actions relating to the collection of taxes. Petitions for tax deeds and objections are part of the annual tax sale proceeding and will be assigned sub-numbers of the annual tax sale case number.

### DOMESTIC RELATIONS CATEGORY

<b>AD</b>	An Adoption case number shall be assigned to every adoption case.
<b>D</b>	A Dissolution case number shall be assigned to a complaint for dissolution of marriage, annulment, or separate maintenance.
<b>F</b>	A Family case number shall be assigned to a variety of matters including proceedings to establish the parent-child relationship, notice to putative fathers, and certain actions relating to child support. NOTE: Petitions for orders of protection filed as separate cases are filed under the OP category.
<b>OP</b>	An Order of Protection case number shall be assigned to any petition for an order of protection or civil no contact order that is filed separately from an existing case. NOTE: If it is the practice of a county or circuit not to file orders of protection in existing criminal or civil cases, that practice may be continued and all petitions for orders of protection should be given an OP number.

### JUVENILE CATEGORY

<b>J</b>	A Juvenile case number shall be assigned to any proceeding initiated under the Juvenile Court Act of 1987 (705 ILCS 405/1- 1 <i>et. seq.</i> ) except those defined by the JA and JD categories below.
<b>JA</b>	A Juvenile Abuse and Neglect case number shall be assigned to all cases involving a neglected or abused minor as defined by the Juvenile Court Act of 1987 (705 ILCS 405/2-3(1) and (2)).
<b>JD</b>	A Juvenile Delinquency case number shall be assigned to all cases involving a delinquent minor as defined by the Juvenile Court Act of 1987 (705 ILCS 405/5-105).

### CRIMINAL CATEGORY

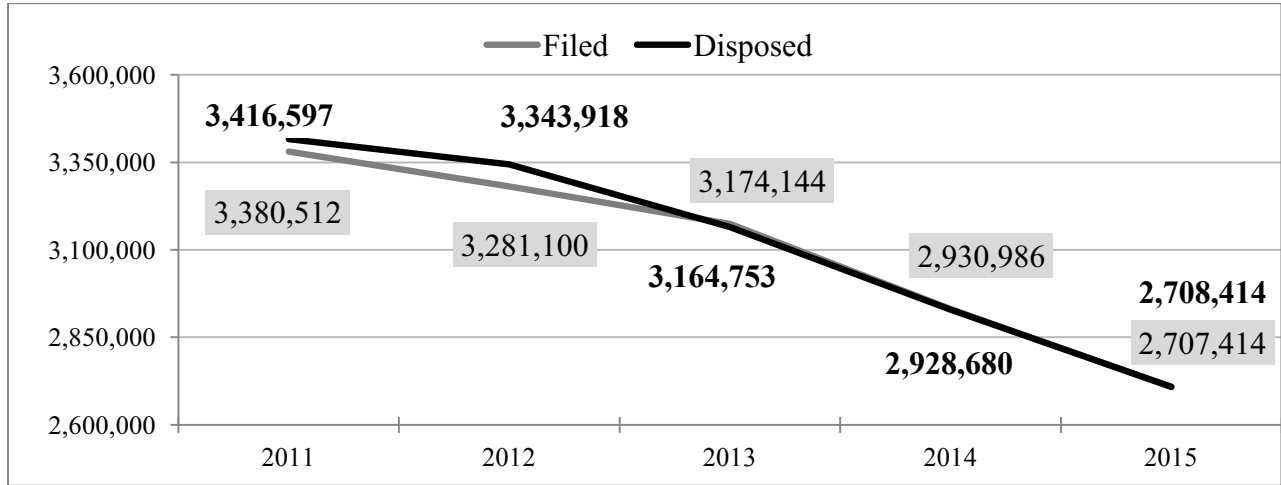
<b>CF</b>	A Felony case number shall be assigned when a complaint, information or indictment is filed in which at least one count charges a felony.
<b>CM</b>	A Misdemeanor case number shall be assigned when a case is filed in which the most serious charge carries a penalty of less than one year imprisonment.
<b>DT</b>	A Driving Under the Influence case number shall be assigned to any case charging a violation of a statute, ordinance, or regulation governing driving under the influence of alcohol, other drug, or combination thereof.

### QUASI-CRIMINAL CATEGORY

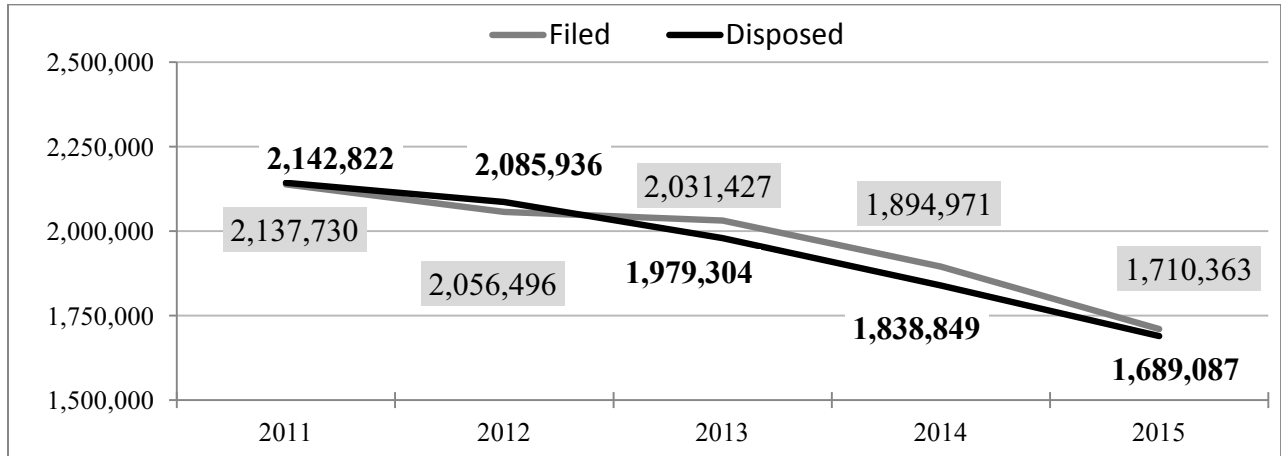
<b>TR</b>	A Traffic case number shall be assigned to any case defined by Supreme Court Rule 501(f), except DUI cases. Note that a violation of a traffic ordinance as defined by Rule 501(f) is given a TR number.
<b>CV</b>	A Conservation case number shall be assigned to any case defined by Supreme Court Rule 501(c).
<b>OV</b>	An Ordinance Violation case number shall be assigned to any case in which violation of a local ordinance is charged. However, violation of a traffic ordinance as defined by Supreme Court Rule 501(f) shall be given a TR or DT number, as appropriate.

# CIRCUIT COURTS OF ILLINOIS FIVE-YEAR TRENDS

### Total Caseload

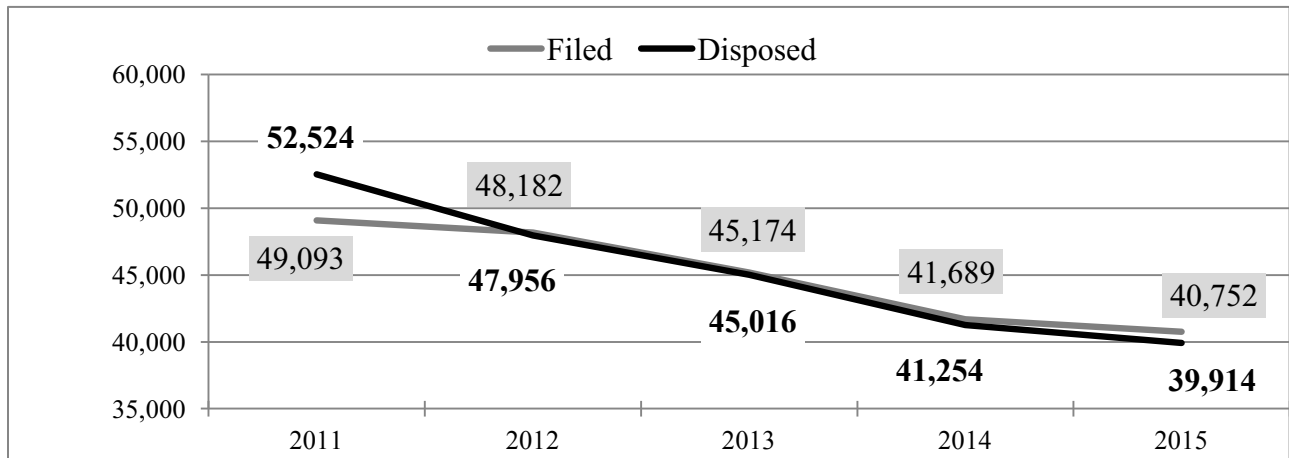


### Traffic Cases\*



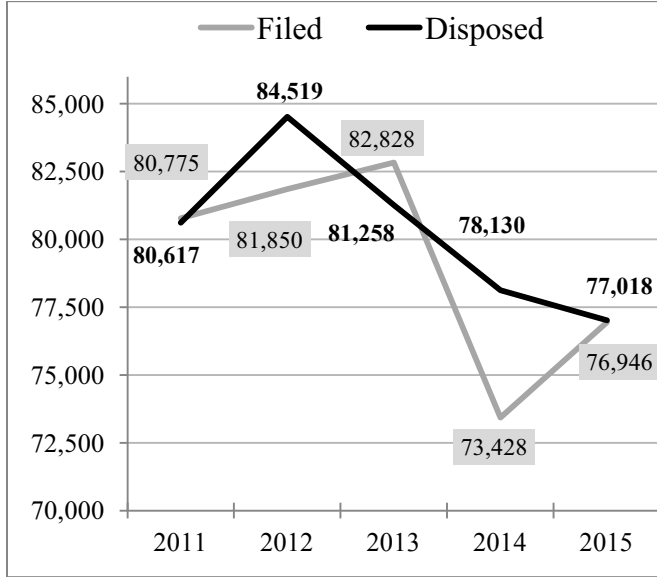
\*Excluding parking tickets and DUI

### DUI Cases

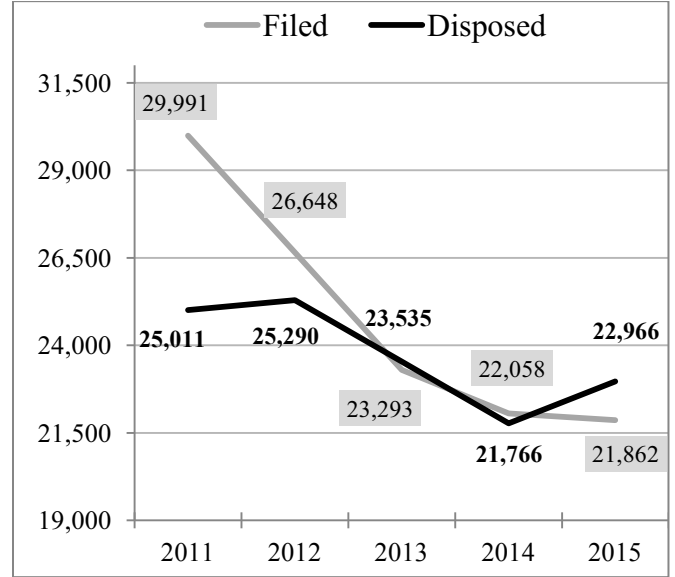


# CIRCUIT COURTS OF ILLINOIS FIVE-YEAR TRENDS

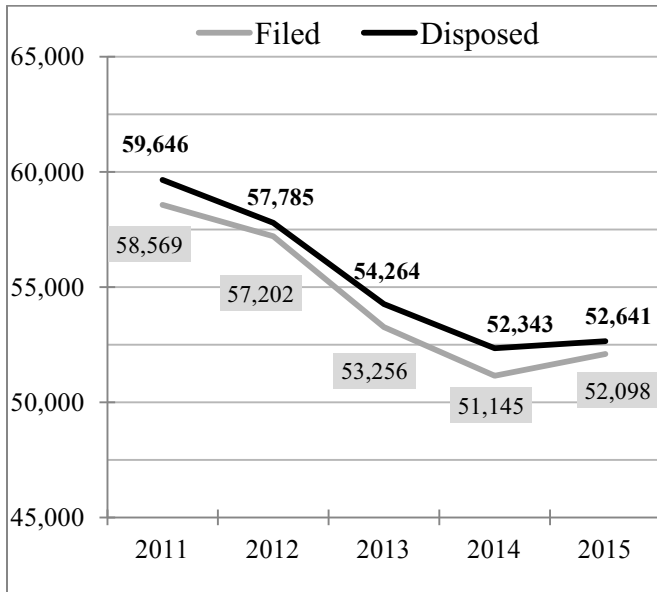
### Felony



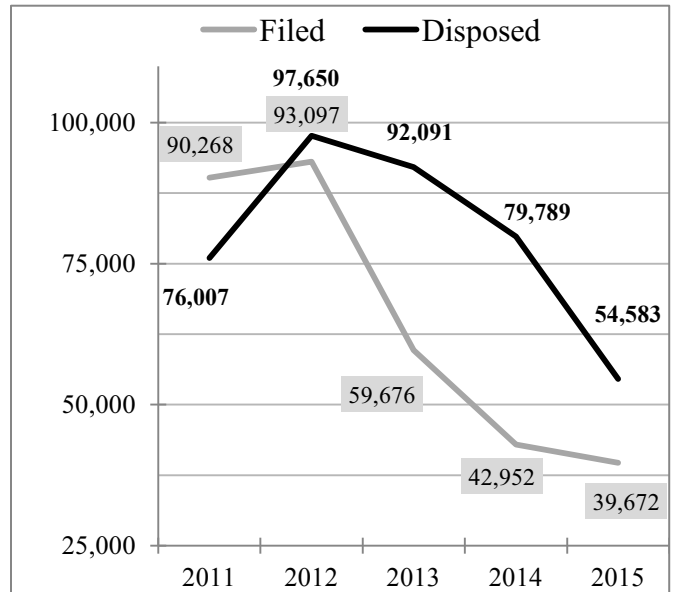
### Juvenile



### Dissolution of Marriage



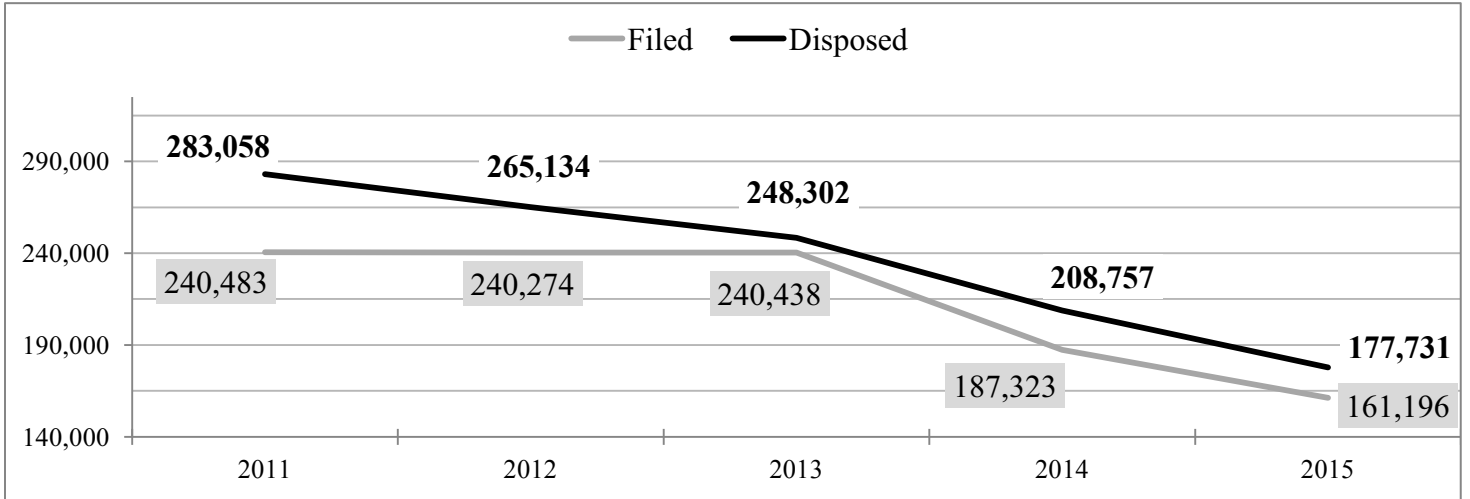
### Chancery



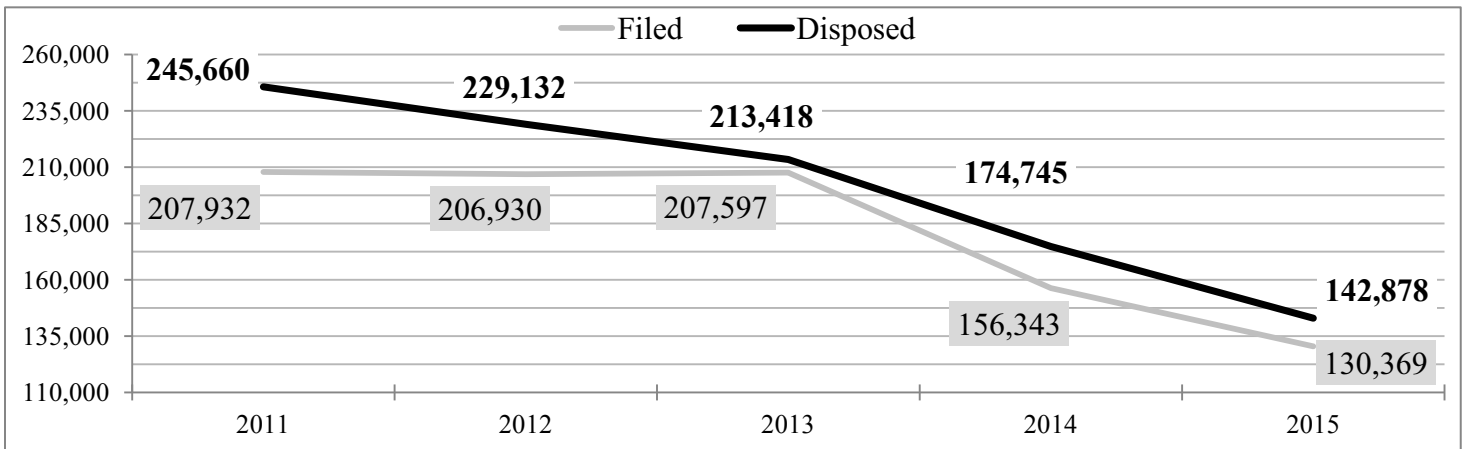


# CIRCUIT COURTS OF ILLINOIS FIVE-YEAR TRENDS

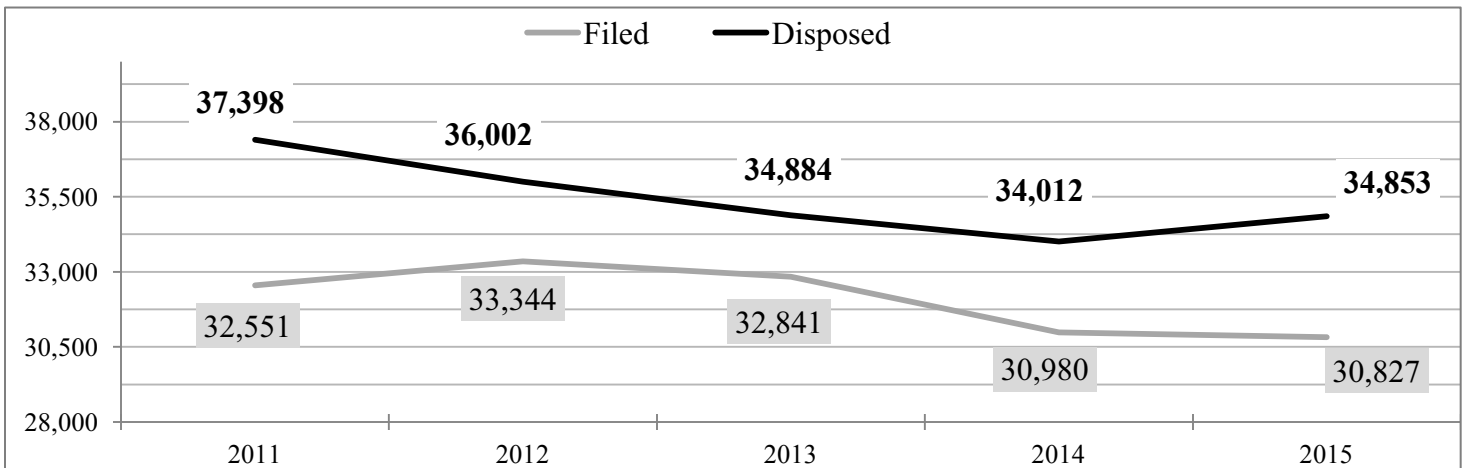
### All Law Cases



### Law Cases \$50,000 and Less



### Law Cases Over \$50,000





CASELOAD, CLEARANCE RATE  
AND  
STATISTICAL RECORDS  
OF THE  
CIRCUIT COURTS  
OF ILLINOIS

**CASELOAD SUMMARIES BY CIRCUIT  
CIRCUIT COURTS OF ILLINOIS  
CALENDAR YEAR 2015**

CIRCUIT	NEW FILED	REINSTATED	DISPOSED	PENDING AT END
1st .....	74,349	85	70,601	129,527
2nd .....	38,063	13	37,300	45,128
3rd .....	79,712	851	77,234	62,616
4th .....	48,403	75	45,610	37,133
5th .....	32,595	4	29,441	50,755
6th .....	67,626	977	68,434	67,122
7th .....	76,510	48	77,395	88,376
8th .....	28,356	23	28,301	19,438
9th .....	30,636	15	29,378	25,379
10th .....	80,195	33	82,060	51,739
11th .....	59,479	924	59,485	43,868
12th .....	137,637	4,361	143,809	83,742
13th .....	40,123	661	39,756	19,862
14th .....	55,730	30	51,896	56,507
15th .....	35,001	16	33,733	24,260
16th .....	93,970	825	95,181	56,764
17th .....	81,589	137	79,911	94,879
18th .....	198,184	11,262	211,437	55,685
19th .....	149,127	5,134	156,097	41,345
20th .....	91,583	239	106,780	82,610
21st .....	28,375	0	28,896	56,670
22nd .....	59,374	2,116	62,049	17,260
23rd .....	38,199	1,320	40,386	21,618
DOWNSTATE TOTAL .	1,624,816	29,149	1,655,170	1,232,283
COOK COUNTY .....	1,082,598	19,952	1,053,244	1,158,072
STATE TOTAL .....	2,707,414	49,101	2,708,414	2,390,355

**CASE FILING RATIO: JUDGE/POPULATION  
CIRCUIT COURTS OF ILLINOIS  
CALENDAR YEAR 2015**

CIRCUIT	NUMBER OF COUNTIES	2015 CENSUS POPULATION ESTIMATE	TOTAL NUMBER OF CASES FILED DURING 2015 **	NUMBER OF JUDGES			NUMBER OF CASES FILED PER JUDGE	NUMBER OF CASES FILED PER 1000 POPULATION
				CIRCUIT	ASSOCIATE	TOTAL*		
1st .....	9	212,996	74,349	13	7	20	3,717.5	349.1
2nd .....	12	196,198	38,063	15	6	21	1,812.5	194.0
3rd .....	2	283,159	79,712	9	12	21	3,795.8	281.5
4th .....	9	239,889	48,403	12	7	19	2,547.5	201.8
5th .....	5	176,344	32,595	12	5	17	1,917.4	184.8
6th .....	6	383,552	67,626	14	11	25	2,705.0	176.3
7th .....	6	320,290	76,510	12	10	22	3,477.7	238.9
8th .....	8	140,754	28,356	11	5	16	1,772.3	201.5
9th .....	6	161,538	30,636	10	5	15	2,042.4	189.7
10th .....	5	344,435	80,195	10	10	20	4,009.8	232.8
11th .....	5	292,294	59,479	10	10	20	2,974.0	203.5
12th .....	1	687,263	137,637	16	20	36	3,823.3	200.3
13th .....	3	195,461	40,123	8	5	13	3,086.4	205.3
14th .....	4	268,559	55,730	12	10	22	2,533.2	207.5
15th .....	5	168,694	35,001	8	8	16	2,187.6	207.5
16th .....	1	530,847	93,970	12	17	29	3,240.3	177.0
17th .....	2	340,663	81,589	10	14	24	3,399.5	239.5
18th .....	1	933,736	198,184	15	30	45	4,404.1	212.2
19th .....	1	703,910	149,127	15	24	39	3,823.8	211.9
20th .....	5	366,596	91,583	12	13	25	3,663.3	249.8
21st .....	2	139,551	28,375	7	5	12	2,364.6	203.3
22nd .....	1	307,343	59,374	8	11	19	3,124.9	193.2
23rd .....	2	227,707	38,199	8	5	13	2,938.4	167.8
DOWNSTATE TOTAL	101	7,621,779	1,624,816	259	250	509	3,192.2	213.2
COOK COUNTY	1	5,238,216	1,082,598	251	140	391	2,768.8	206.7
STATE TOTAL	102	12,859,995	2,707,414	510	390	900	3,008.2	210.5

\*Average number of sitting Circuit Judges

\*\*Total of all cases in all categories: Civil; Criminal; Traffic, Conservation, and Ordinance; and Juvenile

**CLEARANCE RATES\* BY CATEGORIES  
ALL CASE TYPES**

(Arbitration, Chancery, Eminent Domain, Law, Law Magistrate, Municipal Corporation,  
Mental Health, Miscellaneous Remedy, Probate, Small Claims, Tax)

**CALENDAR YEAR 2015**

Circuit	2015	2014	2013	2012	2011
1st .....	94.9%	94.1%	93.2%	95.9%	93.8%
2nd .....	98.0%	98.2%	97.5%	95.9%	101.7%
3rd .....	95.9%	98.9%	100.9%	98.3%	102.4%
4th .....	94.1%	98.2%	104.0%	96.4%	98.0%
5th .....	90.3%	89.7%	89.9%	92.6%	97.9%
6th .....	99.8%	97.9%	98.1%	99.9%	97.8%
7th .....	101.1%	98.4%	99.6%	97.3%	79.5%
8th .....	99.7%	99.5%	97.3%	98.5%	98.8%
9th .....	95.8%	95.2%	100.4%	101.6%	102.9%
10th .....	102.3%	89.5%	97.5%	100.4%	98.3%
11th .....	98.5%	98.8%	99.5%	98.2%	113.1%
12th .....	101.3%	101.5%	102.9%	103.1%	99.8%
13th .....	97.5%	100.7%	106.2%	99.2%	98.4%
14th .....	93.1%	96.8%	99.4%	96.8%	98.0%
15th .....	96.3%	100.4%	100.2%	99.5%	97.1%
16th .....	100.4%	100.2%	99.9%	107.3%	100.0%
17th .....	97.8%	97.8%	95.3%	100.4%	102.9%
18th .....	101.0%	101.0%	101.9%	101.2%	102.9%
19th .....	101.2%	101.1%	102.7%	101.0%	100.9%
20th .....	116.3%	101.1%	96.6%	101.5%	105.9%
21st .....	101.8%	95.2%	93.1%	96.4%	102.1%
22nd .....	100.9%	102.6%	102.1%	103.2%	100.2%
23rd .....	102.2%	101.1%	102.2%	101.3%	101.4%
DOWNSTATE TOTAL	100.1%	98.9%	99.8%	100.3%	100.1%
COOK COUNTY .....	95.5%	96.9%	95.6%	98.6%	98.0%
STATE TOTAL .....	98.3%	98.1%	98.0%	99.6%	99.2%

**CLEARANCE RATES\* BY CIRCUIT  
CIVIL CATEGORY**

**CALENDAR YEAR 2015**

Circuit	2015	2014	2013	2012	2011
1st .....	92.1%	93.4%	96.7%	101.7%	100.7%
2nd .....	94.5%	89.1%	94.2%	82.2%	98.9%
3rd .....	103.8%	100.0%	93.4%	91.3%	107.8%
4th .....	89.8%	97.1%	92.7%	94.1%	97.1%
5th .....	72.6%	71.9%	75.1%	86.7%	100.8%
6th .....	91.4%	89.3%	87.6%	85.4%	92.9%
7th .....	100.4%	104.1%	98.0%	87.9%	90.3%
8th .....	103.0%	91.7%	94.9%	103.3%	95.2%
9th .....	92.8%	93.0%	102.8%	105.3%	112.5%
10th .....	110.0%	98.9%	91.2%	97.6%	98.7%
11th .....	92.9%	100.9%	93.2%	97.8%	94.6%
12th .....	112.0%	120.9%	117.2%	99.7%	102.9%
13th .....	101.5%	103.9%	104.8%	101.1%	98.5%
14th .....	92.2%	99.4%	102.0%	92.0%	101.5%
15th .....	100.7%	98.4%	105.6%	101.8%	101.8%
16th .....	98.3%	96.9%	103.8%	115.3%	94.3%
17th .....	99.0%	99.0%	98.4%	94.1%	102.8%
18th .....	102.1%	107.9%	112.2%	101.6%	100.7%
19th .....	104.0%	108.0%	115.1%	99.9%	102.1%
20th .....	110.7%	99.9%	105.5%	108.3%	106.0%
21st .....	99.0%	99.4%	118.3%	100.9%	96.4%
22nd .....	105.9%	111.2%	109.4%	105.2%	96.4%
23rd .....	109.8%	111.4%	117.3%	103.3%	98.9%
DOWNSTATE TOTAL	100.5%	101.9%	103.3%	98.7%	99.7%
COOK COUNTY .....	97.4%	108.3%	103.3%	100.2%	103.8%
STATE TOTAL .....	98.9%	105.1%	103.3%	99.5%	101.8%

\*Clearance Rate Percentage equals the number of disposed cases divided by the sum of new filed and reinstated cases, with the total multiplied by 100.

**CLEARANCE RATES\* BY CIRCUIT  
DOMESTIC RELATIONS CATEGORY**

(Adoption, Dissolution of Marriage, Family, Order of Protection)

**CALENDAR YEAR 2015**

Circuit	2015	2014	2013	2012	2011
1st	93.2%	97.8%	103.3%	95.4%	94.2%
2nd	97.1%	89.3%	93.7%	100.7%	90.3%
3rd	98.1%	101.8%	98.3%	95.6%	92.6%
4th	92.6%	92.4%	92.2%	95.8%	94.5%
5th	59.0%	71.4%	69.4%	75.7%	78.0%
6th	86.2%	91.1%	86.2%	88.9%	96.5%
7th	122.0%	87.8%	89.1%	98.7%	95.8%
8th	94.2%	96.1%	92.6%	98.5%	93.9%
9th	93.7%	93.7%	103.6%	103.4%	116.7%
10th	114.5%	89.0%	81.6%	92.6%	83.7%
11th	92.7%	89.9%	98.5%	89.8%	94.7%
12th	100.3%	98.9%	105.1%	97.7%	100.9%
13th	98.1%	101.3%	100.0%	97.6%	99.8%
14th	89.4%	93.2%	89.0%	90.3%	94.4%
15th	98.3%	97.8%	96.2%	89.7%	96.3%
16th	74.4%	77.3%	58.8%	69.8%	60.0%
17th	87.8%	107.4%	83.1%	84.5%	82.4%
18th	94.4%	120.2%	95.9%	98.9%	94.5%
19th	100.8%	102.3%	103.2%	102.6%	98.0%
20th	98.2%	95.3%	94.6%	103.9%	115.9%
21st	127.7%	112.6%	88.0%	91.9%	81.7%
22nd	96.3%	99.3%	102.7%	107.4%	102.2%
23rd	98.6%	106.2%	99.8%	103.0%	101.4%
DOWNSTATE TOTAL	96.6%	96.6%	91.8%	94.1%	93.3%
COOK COUNTY	95.6%	102.6%	101.3%	100.4%	96.6%
STATE TOTAL	96.2%	99.0%	95.7%	96.7%	94.7%

**CLEARANCE RATES\* BY CIRCUIT  
JUVENILE CATEGORY**

(Juvenile, Juvenile Abuse & Neglect, Juvenile Delinquency)

**CALENDAR YEAR 2015**

Circuit	2015	2014	2013	2012	2011
1st	105.1%	77.4%	79.9%	85.5%	67.5%
2nd	70.0%	84.7%	78.6%	75.7%	86.8%
3rd	90.3%	96.9%	98.2%	99.1%	96.7%
4th	106.7%	82.2%	90.8%	84.5%	70.1%
5th	31.5%	30.6%	25.5%	37.0%	30.1%
6th	87.7%	79.3%	76.7%	111.5%	87.2%
7th	85.4%	86.4%	209.6%	274.5%	115.4%
8th	72.5%	93.5%	81.0%	83.2%	86.8%
9th	83.6%	88.4%	104.4%	92.2%	83.9%
10th	116.2%	89.7%	96.9%	108.1%	86.6%
11th	92.2%	65.4%	85.2%	165.9%	88.7%
12th	98.8%	95.4%	110.5%	100.7%	111.9%
13th	90.4%	99.5%	112.9%	96.0%	94.4%
14th	72.9%	82.1%	92.7%	70.9%	88.9%
15th	82.0%	90.1%	96.1%	101.2%	105.0%
16th	110.0%	128.0%	119.1%	110.0%	106.2%
17th	106.9%	117.5%	101.9%	75.8%	118.6%
18th	106.5%	97.2%	113.1%	94.8%	140.9%
19th	95.4%	103.6%	103.5%	54.1%	94.3%
20th	90.3%	81.7%	107.3%	91.4%	94.8%
21st	115.7%	84.9%	120.8%	83.7%	108.2%
22nd	101.0%	108.3%	100.0%	110.7%	130.2%
23rd	86.5%	91.4%	91.1%	126.6%	114.4%
DOWNSTATE TOTAL	92.3%	90.1%	99.2%	96.5%	95.2%
COOK COUNTY	124.3%	112.9%	101.9%	81.4%	68.9%
STATE TOTAL	102.4%	97.7%	100.2%	90.6%	82.8%

\*Clearance Rate Percentage equals the number of disposed cases divided by the sum of new filed and reinstated cases, with the total multiplied by 100.

**CLEARANCE RATES\* BY CIRCUIT  
CRIMINAL CATEGORY**

(Felony, Misdemeanor, DUI)

**CALENDAR YEAR 2015**

Circuit	2015	2014	2013	2012	2011
1st .....	99.1%	102.7%	104.2%	95.5%	93.9%
2nd .....	100.4%	107.3%	99.6%	98.9%	102.2%
3rd .....	85.0%	94.9%	100.2%	101.1%	98.5%
4th .....	93.0%	94.2%	101.4%	97.4%	98.0%
5th .....	102.0%	96.9%	103.3%	97.8%	91.5%
6th .....	94.1%	96.5%	102.3%	98.0%	95.5%
7th .....	99.0%	105.2%	106.6%	100.1%	93.7%
8th .....	97.5%	102.5%	97.8%	99.2%	101.6%
9th .....	93.0%	100.8%	107.5%	99.0%	101.1%
10th .....	96.8%	99.1%	102.0%	97.7%	99.2%
11th .....	98.3%	97.0%	93.6%	93.3%	104.4%
12th .....	94.8%	96.0%	100.6%	100.8%	104.8%
13th .....	94.2%	102.0%	107.7%	97.7%	98.8%
14th .....	90.5%	94.1%	101.7%	96.2%	93.6%
15th .....	94.2%	97.6%	96.5%	100.9%	96.9%
16th .....	113.4%	95.5%	92.7%	105.1%	106.8%
17th .....	101.7%	97.9%	98.7%	100.7%	103.2%
18th .....	97.4%	102.3%	103.9%	102.1%	101.7%
19th .....	97.9%	101.6%	102.6%	104.5%	100.2%
20th .....	118.0%	95.4%	91.7%	93.0%	114.4%
21st .....	100.6%	111.8%	89.5%	95.2%	100.4%
22nd .....	102.9%	102.7%	98.9%	107.5%	103.4%
23rd .....	104.4%	97.6%	93.5%	99.7%	100.3%
DOWNSTATE TOTAL .	99.0%	99.1%	99.9%	99.6%	101.0%
COOK COUNTY .....	101.3%	101.2%	96.0%	102.5%	97.7%
STATE TOTAL .....	100.1%	100.1%	97.8%	101.1%	99.2%

**CLEARANCE RATES\* BY CIRCUIT  
QUASI-CRIMINAL CATEGORY**

(Conservation, Ordinance Violation, Traffic)

**CALENDAR YEAR 2015**

Circuit	2015	2014	2013	2012	2011
1st .....	94.8%	93.5%	91.6%	95.4%	93.2%
2nd .....	99.3%	100.2%	98.8%	97.8%	103.9%
3rd .....	96.4%	99.2%	102.7%	99.2%	102.7%
4th .....	94.9%	100.2%	108.2%	97.0%	99.0%
5th .....	100.5%	98.4%	98.1%	96.8%	102.7%
6th .....	105.3%	101.9%	101.9%	105.0%	99.7%
7th .....	99.3%	97.0%	98.9%	97.6%	71.8%
8th .....	100.4%	101.4%	98.5%	97.8%	99.9%
9th .....	97.8%	94.7%	97.6%	101.5%	99.9%
10th .....	100.1%	86.6%	99.6%	101.8%	99.8%
11th .....	100.3%	99.9%	101.8%	98.7%	118.6%
12th .....	99.8%	98.4%	100.0%	104.3%	98.6%
13th .....	97.1%	99.6%	106.5%	99.2%	98.3%
14th .....	94.4%	97.1%	99.4%	99.1%	98.4%
15th .....	96.0%	101.6%	100.1%	99.6%	96.3%
16th .....	100.5%	102.1%	101.8%	107.8%	102.3%
17th .....	97.8%	96.3%	95.2%	103.9%	104.5%
18th .....	101.3%	99.6%	100.5%	101.2%	103.3%
19th .....	101.2%	99.9%	100.9%	101.4%	101.0%
20th .....	118.7%	103.0%	96.0%	101.9%	104.1%
21st .....	100.0%	90.6%	87.5%	95.9%	105.3%
22nd .....	100.2%	101.3%	101.1%	102.2%	100.4%
23rd .....	100.7%	99.5%	100.6%	100.6%	102.0%
DOWNSTATE TOTAL .	100.5%	98.6%	99.7%	101.1%	100.6%
COOK COUNTY .....	93.1%	91.7%	92.3%	97.0%	96.5%
STATE TOTAL .....	97.9%	96.0%	96.8%	99.7%	99.1%

\*Clearance Rate Percentage equals the number of disposed cases divided by the sum of new filed and reinstated cases, with the total multiplied by 100.





**CIVIL AND DOMESTIC RELATIONS CASELOAD STATISTICS BY COUNTY  
CIRCUIT COURTS OF ILLINOIS  
CALENDAR YEAR 2015**

CIRCUIT / COUNTY		CIVIL														DOMESTIC RELATIONS								
		ARBITRATION	CHANCERY	EMINENT DOMAIN	LAW JURY > \$50,000	LAW NON-JURY > \$50,000	LAW JURY < \$50,000	LAW NON-JURY < \$50,000	MUNICIPAL CORPORATION	MENTAL HEALTH	MISC. REMEDY	PROBATE	SMALL CLAIMS	TAX	TOTAL CIVIL CASES	TOTAL ALL CASES*	CIVIL CASES AS % OF ALL CASES	ADOPTION	DISSOLUTION	FAMILY	ORDER OF PROTECTION	TOTAL DOMESTIC RELATIONS CASES	TOTAL ALL CASES*	DOMESTIC RELATIONS CASES AS % OF ALL CASES
Ist..... ALEXANDER	New Filed	0	14	0	14	0	39	0	0	57	17	98	14	253	6,683	3.8	2	51	87	43	183	6,683	2.7	
	Reinstated	0	0	0	0	0	0	0	0	0	0	0	0	0	0	0.0	0	0	0	0	0	0	0	0.0
	Disposed Of	0	8	0	7	0	80	0	0	2	4	44	3	149	5,677	2.6	1	12	34	15	62	5,677	1.1	
	End Pending	0	112	7	23	76	1	258	1	0	920	224	806	289	2,717	35,603	7.6	37	276	605	617	1,535	35,603	4.3
Ist..... JACKSON	New Filed	0	90	0	14	104	0	516	1	2	157	83	841	92	1,900	12,853	14.8	10	216	187	530	12,853	4.1	
	Reinstated	0	1	0	0	0	1	0	0	1	1	10	0	14	14	100.0	0	0	0	0	0	14	0.0	
	Disposed Of	0	70	0	31	102	1	520	0	1	138	89	844	54	1,850	13,028	14.2	9	254	208	592	13,028	4.5	
	End Pending	0	83	1	73	194	1	143	4	1	107	391	326	45	1,369	3,762	36.4	4	61	58	8	131	3,762	3.5
Ist..... JOHNSON	New Filed	0	27	0	6	11	0	26	0	0	87	24	99	23	303	4,200	7.2	5	70	25	142	4,200	3.4	
	Reinstated	0	0	0	0	0	0	0	0	0	0	0	0	0	0	0.0	0	0	1	0	1	1	100.0	
	Disposed Of	0	25	0	0	8	0	30	0	0	141	13	93	31	341	4,160	8.2	4	63	25	40	132	4,160	3.2
	End Pending	0	24	0	21	8	1	11	0	0	57	113	42	4	281	8,392	3.3	2	40	22	4	68	8,392	0.8
Ist..... MASSAC	New Filed	0	35	0	0	16	0	80	0	0	99	28	216	43	517	5,435	9.5	4	87	41	215	5,435	4.0	
	Reinstated	0	0	0	0	0	0	0	0	0	0	0	0	0	0	0.0	0	0	1	4	5	5	100.0	
	Disposed Of	0	41	0	5	14	0	73	0	0	65	23	221	48	490	5,103	9.6	1	83	43	70	197	5,103	3.9
	End Pending	0	85	0	119	41	0	73	1	1	198	257	162	90	1,027	4,102	25.0	19	81	83	45	228	4,102	5.6
Ist..... POPE	New Filed	0	10	1	2	3	0	11	0	18	12	36	8	101	1,041	9.7	0	16	11	15	42	1,041	4.0	
	Reinstated	0	0	0	0	0	0	0	0	0	0	0	0	0	0	0.0	0	0	0	0	0	0	0.0	
	Disposed Of	0	9	1	3	2	0	8	0	0	15	13	28	9	88	957	9.2	0	13	9	15	37	957	3.9
	End Pending	0	13	0	1	5	0	8	1	2	39	59	20	0	148	611	24.2	0	14	17	2	33	611	5.4
Ist..... PULASKI	New Filed	0	8	0	0	10	0	9	0	61	14	55	18	175	15,877	1.1	0	16	26	16	58	15,877	0.4	
	Reinstated	0	0	0	0	0	0	0	0	0	0	0	0	0	0	0.0	0	0	0	0	0	0	0.0	
	Disposed Of	0	7	0	0	4	0	7	0	0	52	2	50	9	131	14,499	0.9	1	21	10	6	38	14,499	0.3
	End Pending	0	86	0	11	67	3	151	0	0	108	292	172	203	1,093	58,443	1.9	5	76	166	88	335	58,443	0.6
Ist..... SALINE	New Filed	0	49	0	19	22	0	161	0	72	70	387	107	887	4,746	18.7	33	173	82	238	526	4,746	11.1	
	Reinstated	0	0	0	1	0	0	0	0	0	0	1	0	2	3	66.7	0	0	0	0	0	3	0.0	
	Disposed Of	0	44	0	2	33	1	127	0	0	67	52	349	80	755	4,349	17.4	4	186	70	217	477	4,349	11.0
	End Pending	0	107	0	162	87	5	139	0	7	185	501	296	102	1,591	4,110	38.7	63	251	171	112	597	4,110	14.5
Ist..... UNION	New Filed	0	32	0	10	14	2	42	0	183	66	312	33	832	4,765	17.5	2	93	54	61	210	4,765	4.4	
	Reinstated	0	0	0	0	0	0	0	0	0	0	0	0	0	0	0.0	0	0	0	0	0	0	0.0	
	Disposed Of	0	35	0	9	25	0	45	0	0	193	45	276	18	781	4,855	16.1	1	95	39	33	168	4,855	3.5
	End Pending	0	68	0	31	43	4	34	0	48	135	843	153	41	1,400	5,484	25.5	1	47	46	66	160	5,484	2.9
Ist..... WILLIAMSON	New Filed	0	141	0	225	179	0	476	0	2	391	161	1,311	123	3,009	18,749	16.0	61	389	211	1,004	18,749	5.4	
	Reinstated	0	9	0	0	0	0	0	0	0	5	39	0	53	62	85.5	0	2	5	0	7	62	11.3	
	Disposed Of	0	168	1	47	107	2	567	0	2	362	153	1,276	137	2,822	17,973	15.7	70	387	232	1,021	17,973	5.7	
	End Pending	0	204	2	416	194	6	179	0	0	102	608	570	15	2,296	9,020	25.5	11	158	85	45	299	9,020	3.3

\* TOTAL OF ALL CASES IN ALL CATEGORIES: CIVIL; DOMESTIC RELATIONS; CRIMINAL; QUASI-CRIMINAL; AND JUVENILE

**CIVIL AND DOMESTIC RELATIONS CASELOAD STATISTICS BY COUNTY  
CIRCUIT COURTS OF ILLINOIS  
CALENDAR YEAR 2015**

CIRCUIT / COUNTY		CIVIL													DOMESTIC RELATIONS									
		ARBITRATION	CHANCERY	EMINENT DOMAIN	LAW JURY > \$50,000	LAW NON-JURY > \$50,000	LAW JURY < \$50,000	LAW NON-JURY < \$50,000	MUNICIPAL CORPORATION	MENTAL HEALTH	MISC. REMEDY	PROBATE	SMALL CLAIMS	TAX	TOTAL CIVIL CASES	TOTAL ALL CASES*	CIVIL CASES AS % OF ALL CASES	ADOPTION	DISSOLUTION	FAMILY	ORDER OF PROTECTION	TOTAL DOMESTIC RELATIONS CASES	TOTAL ALL CASES*	DOMESTIC RELATIONS CASES AS % OF ALL CASES
1st CIRCUIT TOTAL	New Filed	0	406	1	276	373	2	1,360	1	142	1,125	475	3,355	461	7,977	74,349	10.7	117	1,111	724	958	2,910	74,349	3.9
	Reinstated	0	10	0	1	0	0	1	0	0	1	6	50	0	69	85	81.2	0	3	10	0	13	85	15.3
	Disposed Of	0	407	2	98	302	4	1,457	0	138	1,035	394	3,181	389	7,407	70,601	10.5	91	1,114	670	849	2,724	70,601	3.9
	End Pending	0	782	10	857	715	21	996	7	59	1,851	3,288	2,547	789	11,922	129,527	9.2	142	1,004	1,253	987	3,386	129,527	2.6
2nd..... CRAWFORD	New Filed	0	34	0	1	5	0	68	0	0	46	71	193	35	453	2,999	15.1	10	106	47	142	305	2,999	10.2
	Reinstated	0	1	0	0	0	0	0	0	0	0	2	0	3	3	100.0	0	0	0	0	0	0	3	0.0
	Disposed Of	0	36	0	0	6	0	58	0	43	53	166	47	409	2,929	14.0	9	98	35	140	282	2,929	9.6	
	End Pending	0	181	0	27	26	0	103	0	50	466	190	45	1,088	2,784	39.1	16	198	139	12	365	2,784	13.1	
2nd..... EDWARDS	New Filed	0	8	0	1	4	0	11	0	1	16	13	53	12	119	992	12.0	6	37	9	39	91	992	9.2
	Reinstated	0	0	0	0	0	0	0	0	0	0	1	0	1	1	100.0	0	0	0	0	0	0	1	0.0
	Disposed Of	0	9	0	0	3	0	8	0	1	14	16	53	8	112	956	11.7	6	31	8	40	85	956	8.9
	End Pending	0	9	0	4	5	0	8	0	32	71	17	5	152	572	26.6	0	16	8	0	24	572	4.2	
2nd..... FRANKLIN	New Filed	0	111	0	45	54	1	211	0	1	188	104	439	86	1,240	7,675	16.2	26	230	150	478	884	7,675	11.5
	Reinstated	0	0	0	0	0	0	0	0	0	0	0	0	0	0	0	0.0	0	0	0	0	0	0	0.0
	Disposed Of	0	76	0	25	43	1	185	0	24	140	410	96	1,000	7,139	14.0	30	229	139	447	845	7,139	11.8	
	End Pending	0	619	0	224	209	18	691	2	3	423	733	996	230	4,148	9,651	43.0	66	366	429	120	981	9,651	10.2
2nd..... GALLATIN	New Filed	0	9	1	0	7	0	15	0	0	16	15	34	15	112	1,640	6.8	1	32	14	81	128	1,640	7.8
	Reinstated	0	0	0	0	0	0	0	0	0	0	0	0	0	0	0	0.0	0	0	0	0	0	0	0.0
	Disposed Of	0	6	0	0	9	0	11	0	13	13	38	2	92	1,533	6.0	0	25	10	82	117	1,533	7.6	
	End Pending	0	36	1	6	19	0	51	2	39	73	61	32	320	1,205	26.6	2	55	45	43	145	1,205	12.0	
2nd..... HAMILTON	New Filed	0	17	0	3	5	1	17	0	0	21	23	64	12	163	1,363	12.0	0	40	23	77	140	1,363	10.3
	Reinstated	0	0	0	0	0	0	0	0	0	0	0	0	0	0	0	0.0	0	0	0	0	0	0	0.0
	Disposed Of	0	17	0	6	9	0	29	0	24	16	60	35	196	1,395	14.1	1	43	27	79	150	1,395	10.8	
	End Pending	0	16	0	6	13	1	12	0	19	78	46	14	205	705	29.1	4	18	16	2	40	705	5.7	
2nd..... HARDIN	New Filed	0	8	0	0	2	0	15	0	0	50	10	14	10	109	939	11.6	0	18	12	50	80	939	8.5
	Reinstated	0	0	0	0	0	0	0	0	0	0	0	0	0	0	0	0.0	0	0	0	0	0	0	0.0
	Disposed Of	0	5	0	0	1	0	10	0	42	28	19	7	112	1,115	10.0	1	16	3	53	73	1,115	6.5	
	End Pending	0	14	0	4	19	0	74	0	65	74	53	32	335	797	42.0	12	20	75	65	172	797	21.6	
2nd..... JEFFERSON	New Filed	0	88	0	32	30	1	202	0	0	209	102	780	116	1,560	8,616	18.1	22	190	183	204	599	8,616	7.0
	Reinstated	0	0	0	0	0	0	4	0	1	0	1	0	6	6	9	66.7	0	1	1	1	3	9	33.3
	Disposed Of	0	68	0	1	62	1	198	0	242	88	740	57	1,457	8,443	17.3	41	154	114	234	543	8,443	6.4	
	End Pending	0	118	16	147	72	49	879	0	2	467	415	1,393	147	3,705	10,104	36.7	21	333	346	97	797	10,104	7.9
2nd..... LAWRENCE	New Filed	0	19	0	0	13	0	40	0	0	86	54	157	49	418	1,698	24.6	7	67	43	157	274	1,698	16.1
	Reinstated	0	0	0	0	0	0	0	0	0	0	0	0	0	0	0	0.0	0	0	0	0	0	0	0.0
	Disposed Of	0	16	0	1	16	0	27	0	70	78	230	37	475	1,681	28.3	5	76	34	160	275	1,681	16.4	
	End Pending	0	71	0	12	59	1	98	1	4	159	204	147	121	877	2,759	31.8	13	47	119	10	189	2,759	6.9

\* TOTAL OF ALL CASES IN ALL CATEGORIES: CIVIL; DOMESTIC RELATIONS; CRIMINAL; QUASI-CRIMINAL; AND JUVENILE

**CIVIL AND DOMESTIC RELATIONS CASELOAD STATISTICS BY COUNTY  
CIRCUIT COURTS OF ILLINOIS  
CALENDAR YEAR 2015**

CIRCUIT / COUNTY		CIVIL														DOMESTIC RELATIONS									
		ARBITRATION	CHANCERY	EMINENT DOMAIN	LAW JURY > \$50,000	LAW NON-JURY > \$50,000	LAW JURY = < \$50,000	LAW NON-JURY = < \$50,000	MUNICIPAL CORPORATION	MENTAL HEALTH	MISC. REMEDY	PROBATE	SMALL CLAIMS	TAX	TOTAL CIVIL CASES	TOTAL ALL CASES*	CIVIL CASES AS % OF ALL CASES	ADOPTION	DISSOLUTION	FAMILY	ORDER OF PROTECTION	TOTAL DOMESTIC RELATIONS CASES	TOTAL ALL CASES*	DOMESTIC RELATIONS CASES AS % OF ALL CASES	
2nd..... RICHLAND	New Filed	0	20	0	11	8	2	39	0	8	40	57	250	8	443	2,920	15.2	10	81	44	198	333	2,920	11.4	
	Reinstated	0	0	0	0	0	0	0	0	0	0	0	0	0	0	0	0.0	0	0	0	0	0	0	0	0.0
	Disposed Of	0	28	0	19	15	2	69	0	10	30	74	292	13	552	3,222	17.1	14	84	89	208	395	3,222	12.3	
	End Pending	0	38	0	28	8	3	16	0	2	67	260	371	3	796	1,868	42.6	3	39	23	0	65	1,868	3.5	
2nd..... WABASH	New Filed	0	17	0	0	5	0	28	0	0	45	28	111	13	247	2,240	11.0	1	50	25	116	192	2,240	8.6	
	Reinstated	0	0	0	0	0	0	0	0	0	0	0	0	0	0	0	0.0	0	0	0	0	0	0	0	0.0
	Disposed Of	0	13	0	0	17	0	26	0	0	30	22	96	20	224	2,208	10.1	1	62	22	115	200	2,208	9.1	
	End Pending	0	65	0	5	24	1	55	0	0	65	205	158	32	610	1,782	34.2	8	54	53	29	144	1,782	8.1	
2nd..... WAYNE	New Filed	0	31	0	1	12	0	41	0	0	22	47	108	35	297	3,096	9.6	6	82	42	135	265	3,096	8.6	
	Reinstated	0	0	0	0	0	0	0	0	0	0	0	0	0	0	0	0.0	0	0	0	0	0	0	0	0.0
	Disposed Of	0	24	0	0	11	0	38	0	0	9	37	124	18	261	2,891	9.0	6	66	24	132	228	2,891	7.9	
	End Pending	0	93	0	20	34	2	100	1	2	123	189	290	152	1,006	6,282	16.0	8	104	83	28	223	6,282	3.5	
2nd..... WHITE	New Filed	0	34	0	4	10	0	32	0	0	21	60	152	57	370	3,885	9.5	4	69	27	173	273	3,885	7.0	
	Reinstated	0	0	0	0	0	0	0	0	0	0	0	0	0	0	0	0.0	0	0	0	0	0	0	0	0.0
	Disposed Of	0	32	0	5	3	0	33	0	0	49	35	149	38	344	3,788	9.1	1	71	28	169	269	3,788	7.1	
	End Pending	0	73	0	33	24	2	53	9	0	7	202	156	30	589	6,619	8.9	10	49	34	4	97	6,619	1.5	
2nd CIRCUIT TOTAL	New Filed	0	396	1	98	155	5	719	0	10	760	584	2,355	448	5,531	38,063	14.5	93	1,002	619	1,850	3,564	38,063	9.4	
	Reinstated	0	1	0	0	0	0	4	0	0	1	0	4	0	10	13	76.9	0	1	1	1	3	13	23.1	
	Disposed Of	0	330	0	57	195	4	692	0	11	590	600	2,377	378	5,234	37,300	14.0	115	955	533	1,859	3,462	37,300	9.3	
	End Pending	0	1,333	17	516	512	77	2,140	15	14	1,516	2,970	3,878	843	13,831	45,128	30.6	163	1,299	1,370	410	3,242	45,128	7.2	
3rd..... BOND	New Filed	0	27	0	7	7	0	40	0	0	76	49	120	13	339	8,609	3.9	11	95	31	80	217	8,609	2.5	
	Reinstated	0	0	0	0	0	0	0	0	0	0	0	0	0	0	0	0.0	0	0	0	0	0	0	0	0.0
	Disposed Of	0	24	0	3	8	0	44	0	0	36	15	103	3	236	7,788	3.0	0	65	3	1	69	7,788	0.9	
	End Pending	0	151	1	30	38	4	155	3	3	682	447	639	43	2,196	9,986	22.0	64	290	403	339	1,096	9,986	11.0	
3rd..... MADISON	New Filed	511	757	1	93	1,604	0	1,390	1	207	1,286	746	3,790	427	10,813	71,103	15.2	114	1,247	922	1,522	3,805	71,103	5.4	
	Reinstated	30	5	2	24	11	1	8	0	1	4	16	31	0	133	851	15.6	1	1	6	0	8	851	0.9	
	Disposed Of	575	864	13	1,334	286	26	1,405	0	172	1,129	854	4,176	647	11,481	69,446	16.5	112	1,220	1,031	1,521	3,884	69,446	5.6	
	End Pending	248	1,184	14	3,843	1,330	17	995	3	65	660	3,286	2,942	630	15,217	52,630	28.9	75	628	724	192	1,619	52,630	3.1	
3rd..... CIRCUIT TOTAL	New Filed	511	784	1	100	1,611	0	1,430	1	207	1,362	795	3,910	440	11,152	79,712	14.0	125	1,342	953	1,602	4,022	79,712	5.0	
	Reinstated	30	5	2	24	11	1	8	0	1	4	16	31	0	133	851	15.6	1	1	6	0	8	851	0.9	
	Disposed Of	575	888	13	1,337	294	26	1,449	0	172	1,165	869	4,279	650	11,717	77,234	15.2	112	1,285	1,034	1,522	3,953	77,234	5.1	
	End Pending	248	1,335	15	3,873	1,368	21	1,150	6	68	1,342	3,733	3,581	673	17,413	62,616	27.8	139	918	1,127	531	2,715	62,616	4.3	
4th..... CHRISTIAN	New Filed	0	72	3	2	11	0	171	0	5	124	105	570	31	1,094	5,533	19.8	16	153	135	433	737	5,533	13.3	
	Reinstated	0	6	0	0	0	0	0	0	0	0	0	1	1	8	10	80.0	0	0	1	0	1	10	10.0	
	Disposed Of	0	84	1	23	15	0	146	0	0	126	96	500	30	1,021	5,268	19.4	18	151	68	444	681	5,268	12.9	
	End Pending	0	52	10	29	19	0	59	3	10	250	829	195	10	1,466	4,415	33.2	9	72	420	28	529	4,415	12.0	

\* TOTAL OF ALL CASES IN ALL CATEGORIES: CIVIL; DOMESTIC RELATIONS; CRIMINAL; QUASI-CRIMINAL; AND JUVENILE

**CIVIL AND DOMESTIC RELATIONS CASELOAD STATISTICS BY COUNTY  
CIRCUIT COURTS OF ILLINOIS  
CALENDAR YEAR 2015**

CIRCUIT / COUNTY		CIVIL														DOMESTIC RELATIONS								
		ARBITRATION	CHANCERY	EMINENT DOMAIN	LAW JURY > \$50,000	LAW NON-JURY > \$50,000	LAW JURY < \$50,000	LAW NON-JURY < \$50,000	MUNICIPAL CORPORATION	MENTAL HEALTH	MISC. REMEDY	PROBATE	SMALL CLAIMS	TAX	TOTAL CIVIL CASES	TOTAL ALL CASES*	CIVIL CASES AS % OF ALL CASES	ADOPTION	DISSOLUTION	FAMILY	ORDER OF PROTECTION	TOTAL DOMESTIC RELATIONS CASES	TOTAL ALL CASES*	DOMESTIC RELATIONS CASES AS % OF ALL CASES
4th..... CLAY	New Filed	0	12	0	0	9	1	20	0	0	41	55	124	7	269	1,808	14.9	4	59	30	75	168	1,808	9.3
	Reinstated	0	0	0	0	0	0	0	0	0	0	0	0	0	0	0	0.0	0	0	0	0	0	0	0.0
	Disposed Of	0	14	0	0	8	0	19	0	0	34	24	108	8	215	1,814	11.9	5	62	26	75	168	1,814	9.3
	End Pending	0	15	0	4	18	2	22	0	0	26	147	61	22	317	768	41.3	0	28	19	0	47	768	6.1
4th..... CLINTON	New Filed	0	60	0	0	34	0	97	0	1	146	84	320	36	778	4,647	16.7	9	105	47	105	266	4,647	5.7
	Reinstated	0	0	0	0	0	0	0	0	0	0	0	0	0	0	0	0.0	0	0	0	0	0	0	0.0
	Disposed Of	0	54	0	3	25	0	83	0	0	90	70	319	38	682	4,355	15.7	6	105	52	103	266	4,355	6.1
	End Pending	0	57	0	5	53	1	56	0	3	131	697	121	17	1,141	2,889	39.5	4	100	53	2	159	2,889	5.5
4th..... EFFINGHAM	New Filed	0	38	0	19	33	1	77	0	2	143	99	491	1	904	7,879	11.5	11	145	85	143	384	7,879	4.9
	Reinstated	0	0	0	0	1	0	1	0	0	2	48	0	0	52	53	98.1	0	1	0	0	1	53	1.9
	Disposed Of	0	45	0	2	51	1	84	2	2	133	84	552	2	958	7,445	12.9	8	142	60	144	354	7,445	4.8
	End Pending	0	23	1	49	44	6	31	2	3	31	310	144	2	646	9,388	6.9	5	57	46	7	115	9,388	1.2
4th..... FAYETTE	New Filed	0	56	0	3	16	0	46	0	1	84	77	251	36	570	7,443	7.7	11	93	58	152	314	7,443	4.2
	Reinstated	0	0	0	0	0	0	0	0	0	0	0	0	0	0	0	0.0	0	0	0	0	0	0	0.0
	Disposed Of	0	43	0	11	7	1	46	0	0	20	67	294	30	519	6,860	7.6	10	95	66	137	308	6,860	4.5
	End Pending	0	70	0	12	19	0	22	3	1	154	306	130	25	742	4,035	18.4	7	51	41	54	153	4,035	3.8
4th..... JASPER	New Filed	0	15	0	4	4	0	19	0	0	29	23	62	1	157	1,728	9.1	1	42	12	44	99	1,728	5.7
	Reinstated	0	0	0	0	0	0	0	0	0	0	0	0	0	0	0	0.0	0	0	0	0	0	0	0.0
	Disposed Of	0	16	0	1	1	0	15	0	0	33	28	53	0	147	1,607	9.1	1	36	11	38	86	1,607	5.4
	End Pending	0	26	0	12	7	1	10	0	0	26	123	33	10	248	882	28.1	1	20	5	8	34	882	3.9
4th..... MARION	New Filed	0	83	0	12	27	1	192	0	9	156	124	433	1	1,038	8,151	12.7	15	200	226	248	689	8,151	8.5
	Reinstated	0	1	0	1	0	0	1	0	0	1	4	0	0	8	12	66.7	0	0	4	0	4	12	33.3
	Disposed Of	0	108	1	5	60	3	165	0	9	92	94	430	0	967	7,726	12.5	10	214	217	233	674	7,726	8.7
	End Pending	0	103	0	51	23	3	60	0	0	347	637	119	6	1,349	5,343	25.2	11	93	93	30	227	5,343	4.2
4th..... MONTGOMERY	New Filed	0	67	0	2	18	0	68	2	1	118	81	248	31	636	8,901	7.1	5	117	78	243	443	8,901	5.0
	Reinstated	0	0	0	0	0	0	0	0	0	0	0	0	0	0	0	0.0	0	0	0	0	0	0	0.0
	Disposed Of	0	41	0	0	20	0	56	2	1	109	48	221	43	541	8,564	6.3	3	105	64	231	403	8,564	4.7
	End Pending	0	88	1	39	45	7	84	0	3	200	435	277	44	1,223	6,511	18.8	9	110	74	60	253	6,511	3.9
4th..... SHELBY	New Filed	0	37	2	6	4	1	58	0	0	50	89	229	18	494	2,313	21.4	6	81	51	139	277	2,313	12.0
	Reinstated	0	0	0	0	0	0	0	0	0	0	0	0	0	0	0	0.0	0	0	0	0	0	0	0.0
	Disposed Of	0	22	6	1	7	0	44	0	0	34	41	181	11	347	1,971	17.6	6	53	25	110	194	1,971	9.8
	End Pending	0	95	0	35	9	6	62	4	0	59	431	216	42	959	2,902	33.0	6	125	263	96	490	2,902	16.9
4th CIRCUIT TOTAL	New Filed	0	440	5	48	156	4	748	2	19	891	737	2,728	162	5,940	48,403	12.3	78	995	722	1,582	3,377	48,403	7.0
	Reinstated	0	7	0	1	1	0	2	0	0	3	53	1	0	68	75	90.7	0	1	5	0	6	75	8.0
	Disposed Of	0	427	8	46	194	5	658	4	12	671	552	2,658	162	5,397	45,610	11.8	67	963	589	1,515	3,134	45,610	6.9
	End Pending	0	529	12	236	237	26	406	12	20	1,224	3,915	1,296	178	8,091	37,133	21.8	52	656	1,014	285	2,007	37,133	5.4

\* TOTAL OF ALL CASES IN ALL CATEGORIES: CIVIL; DOMESTIC RELATIONS; CRIMINAL; QUASI-CRIMINAL; AND JUVENILE

**CIVIL AND DOMESTIC RELATIONS CASELOAD STATISTICS BY COUNTY  
CIRCUIT COURTS OF ILLINOIS  
CALENDAR YEAR 2015**

CIRCUIT / COUNTY		CIVIL														DOMESTIC RELATIONS									
		ARBITRATION	CHANCERY	EMINENT DOMAIN	LAW JURY > \$50,000	LAW JURY < \$50,000	LAW NON-JURY > \$50,000	LAW NON-JURY < \$50,000	MUNICIPAL CORPORATION	MENTAL HEALTH	MISC. REMEDY	PROBATE	SMALL CLAIMS	TAX	TOTAL CIVIL CASES	TOTAL ALL CASES*	CIVIL CASES AS % OF ALL CASES	ADOPTION	DISSOLUTION	FAMILY	ORDER OF PROTECTION	TOTAL DOMESTIC RELATIONS CASES	TOTAL ALL CASES*	DOMESTIC RELATIONS CASES AS % OF ALL CASES	
5th..... CLARK	New Filed	0	37	1	6	5	0	39	1	0	34	59	163	1	346	2,350	14.7	4	76	36	67	183	2,350	7.8	
	Reinstated	0	0	0	0	0	0	0	0	0	0	0	0	0	0	0	0.0	0	0	0	0	0	0	0	0.0
	Disposed Of	0	6	0	1	9	0	35	0	0	15	144	0	210	1,843	11.4	0	30	4	13	47	47	1,843	2.6	
	End Pending	0	144	1	25	28	2	69	1	0	179	304	168	2	923	3,843	24.0	21	159	122	137	439	3,843	11.4	
5th..... COLES	New Filed	0	78	0	0	61	0	406	0	48	335	123	1,271	48	2,370	10,465	22.6	47	218	210	298	773	10,465	7.4	
	Reinstated	0	0	0	0	0	0	0	0	0	0	3	0	3	3	100.0	0	0	0	0	0	0	3	0	0.0
	Disposed Of	0	0	0	0	1	0	310	0	31	34	0	1,107	0	1,483	8,836	16.8	10	133	4	155	302	8,836	3.4	
	End Pending	0	224	3	60	196	7	1,080	0	64	869	311	1,610	91	4,515	16,813	26.9	88	342	546	341	1,317	16,813	7.8	
5th..... CUMBERLAND	New Filed	0	24	1	0	9	0	21	0	28	29	53	5	170	1,888	9.0	10	43	23	40	116	1,888	6.1		
	Reinstated	0	0	0	0	0	0	0	0	0	0	0	0	0	0	0.0	0	0	0	0	0	0	0	0.0	
	Disposed Of	0	12	1	0	3	0	12	0	7	11	39	7	92	1,697	5.4	9	30	0	8	47	47	1,697	2.8	
	End Pending	0	144	0	18	51	4	175	0	4	112	381	382	70	1,341	4,831	27.8	34	139	160	169	502	4,831	10.4	
5th..... EDGAR	New Filed	0	38	0	5	15	0	88	0	61	66	273	1	547	2,293	23.9	9	111	45	74	239	2,293	10.4		
	Reinstated	0	0	0	0	0	0	0	0	0	0	0	0	0	0	0.0	0	0	0	0	0	0	0	0.0	
	Disposed Of	0	36	0	1	9	0	67	0	46	55	235	0	449	2,078	21.6	11	90	47	68	216	2,078	10.4		
	End Pending	0	47	0	44	26	0	121	0	133	572	311	34	1,288	3,015	42.7	8	184	86	30	308	3,015	10.2		
5th..... VERMILION	New Filed	0	182	1	0	90	0	735	0	15	432	239	1,251	1	2,946	15,599	18.9	37	332	421	552	1,342	15,599	8.6	
	Reinstated	0	0	0	0	0	0	0	0	0	0	1	0	1	1	100.0	0	0	0	0	0	0	1	0	0.0
	Disposed Of	0	172	0	0	61	0	564	0	126	95	1,381	0	2,399	14,987	16.0	16	198	292	446	952	14,987	6.4		
	End Pending	0	385	18	10	343	1	1,423	1	65	738	2,403	1,741	149	7,277	22,253	32.7	110	812	1,643	291	2,856	22,253	12.8	
5th CIRCUIT TOTAL	New Filed	0	359	3	11	180	0	1,289	1	63	890	516	3,011	56	6,379	32,595	19.6	107	780	735	1,031	2,653	32,595	8.1	
	Reinstated	0	0	0	0	0	0	0	0	0	0	4	0	4	4	100.0	0	0	0	0	0	0	4	0	0.0
	Disposed Of	0	226	1	2	83	0	988	0	31	213	176	2,906	7	4,633	29,441	15.7	46	481	347	690	1,564	29,441	5.3	
	End Pending	0	944	22	157	644	14	2,868	2	133	2,031	3,971	4,212	346	15,344	50,755	30.2	261	1,636	2,557	968	5,422	50,755	10.7	
6th..... CHAMPAIGN	New Filed	0	305	0	36	226	0	1,462	0	10	1,039	388	1,461	74	5,001	30,729	16.3	98	622	611	587	1,918	30,729	6.2	
	Reinstated	0	0	0	1	0	0	0	0	1	2	30	0	42	42	945	4.4	0	3	13	67	83	945	8.8	
	Disposed Of	0	271	4	101	57	6	1,167	0	8	887	96	1,833	0	4,430	30,631	14.5	47	448	509	705	1,709	30,631	5.6	
	End Pending	0	1,157	14	880	1,105	32	5,782	0	14	1,359	3,715	3,887	74	18,019	38,041	47.4	165	1,425	3,236	20	4,846	38,041	12.7	
6th..... DEWITT	New Filed	0	53	0	0	24	0	47	0	105	56	173	11	469	3,118	15.0	10	65	44	184	303	3,118	9.7		
	Reinstated	0	0	0	0	0	0	0	0	0	0	0	0	0	0	0.0	0	0	0	0	0	0	0	0.0	
	Disposed Of	0	36	0	0	8	0	33	0	0	19	125	13	234	2,564	9.1	0	32	4	169	205	2,564	8.0		
	End Pending	0	264	5	7	74	0	177	0	1	365	497	441	55	1,886	3,867	48.8	32	211	200	100	543	3,867	14.0	
6th..... DOUGLAS	New Filed	0	33	0	8	8	0	36	0	72	57	113	1	328	2,981	11.0	0	61	42	63	166	2,981	5.6		
	Reinstated	0	0	0	0	2	0	2	0	2	1	5	0	12	14	85.7	0	2	0	0	2	14	14	14.3	
	Disposed Of	0	57	0	4	17	1	42	0	67	48	136	3	375	4,036	9.3	0	75	38	61	174	4,036	4.3		
	End Pending	0	30	0	22	7	0	24	0	23	131	70	0	307	3,000	10.2	1	42	24	3	70	3,000	2.3		

\* TOTAL OF ALL CASES IN ALL CATEGORIES: CIVIL; DOMESTIC RELATIONS; CRIMINAL; QUASI-CRIMINAL; AND JUVENILE

**CIVIL AND DOMESTIC RELATIONS CASELOAD STATISTICS BY COUNTY  
CIRCUIT COURTS OF ILLINOIS  
CALENDAR YEAR 2015**

CIRCUIT / COUNTY		CIVIL													DOMESTIC RELATIONS										
		ARBITRATION	CHANCERY	EMINENT DOMAIN	LAW JURY > \$50,000	LAW NON-JURY > \$50,000	LAW JURY = < \$50,000	LAW NON-JURY = < \$50,000	MUNICIPAL CORPORATION	MENTAL HEALTH	MISC. REMEDY	PROBATE	SMALL CLAIMS	TAX	TOTAL CIVIL CASES	TOTAL ALL CASES*	CIVIL CASES AS % OF ALL CASES	ADOPTION	DISSOLUTION	FAMILY	ORDER OF PROTECTION	TOTAL DOMESTIC RELATIONS CASES	TOTAL ALL CASES*	DOMESTIC RELATIONS CASES AS % OF ALL CASES	
6th..... MACON	New Filed	0	260	3	4	137	0	938	1	316	1,350	345	2,195	221	5,750	24,700	23.3	46	560	647	808	2,061	24,700	8.3	
	Reinstated	0	0	0	0	0	0	0	0	0	0	0	0	0	0	8	0.0	0	0	0	0	0	0	8	0.0
	Disposed Of	0	241	4	4	129	2	742	1	306	1,129	324	2,474	215	5,571	25,405	21.9	37	411	605	779	1,832	25,405	7.2	
6th..... MOULTRIE	End Pending	0	510	0	178	211	3	816	6	30	809	1,704	1,457	79	5,803	18,624	31.2	65	689	607	64	1,425	18,624	7.7	
	New Filed	0	24	0	7	4	0	35	0	0	36	55	131	8	300	2,532	11.8	3	46	40	55	144	2,532	5.7	
	Reinstated	0	0	0	0	3	0	0	0	0	4	1	1	0	8	10	80.0	0	1	1	0	2	10	20.0	
6th..... PIATT	Disposed Of	0	31	0	1	12	0	36	0	41	54	143	5	323	2,579	12.5	1	54	34	55	144	2,579	5.6		
	End Pending	0	27	0	13	3	0	10	0	2	148	60	5	268	795	33.7	1	21	15	0	37	795	4.7		
	New Filed	0	37	0	2	8	1	29	0	0	95	39	142	10	363	3,566	10.2	11	38	23	64	136	3,566	3.8	
6th CIRCUIT TOTAL	Reinstated	0	0	0	0	0	0	0	0	0	0	0	0	0	0	0	0.0	0	0	0	0	0	0	0.0	
	Disposed Of	0	37	0	0	7	0	23	0	46	12	148	10	283	3,219	8.8	7	25	7	48	87	3,219	2.7		
	End Pending	0	134	2	18	18	3	30	1	64	300	255	11	836	2,795	29.9	7	148	79	93	327	2,795	11.7		
7th..... GREENE	New Filed	0	712	3	57	407	1	2,547	1	326	2,677	940	4,215	325	12,211	67,626	18.1	168	1,392	1,407	1,761	4,728	67,626	7.0	
	Reinstated	0	0	0	1	5	0	10	0	0	3	7	36	0	62	977	6.3	0	6	14	67	87	977	8.9	
	Disposed Of	0	673	8	110	230	9	2,043	1	314	2,170	553	4,859	246	11,216	68,434	16.4	92	1,045	1,197	1,817	4,151	68,434	6.1	
7th..... JERSEY	End Pending	0	2,122	21	1,118	1,418	38	6,839	7	45	2,622	6,495	6,170	224	27,119	67,122	40.4	271	2,536	4,161	280	7,248	67,122	10.8	
	New Filed	0	18	0	6	6	0	52	0	0	66	39	134	16	337	2,332	14.5	9	61	41	104	215	2,332	9.2	
	Reinstated	0	0	0	0	0	0	4	0	0	0	0	3	0	7	29	24.1	0	3	0	0	3	29	10.3	
7th..... MACOUPIN	Disposed Of	0	28	0	3	2	0	51	0	69	30	150	16	349	2,226	15.7	4	68	33	102	207	2,226	9.3		
	End Pending	0	15	0	13	9	2	23	0	11	74	45	1	193	833	23.2	5	28	18	11	62	833	7.4		
	New Filed	0	43	0	0	33	0	81	0	5	74	77	205	14	532	4,733	11.2	12	91	35	101	239	4,733	5.0	
7th..... MORGAN	Reinstated	0	0	0	0	0	0	0	0	0	0	0	0	0	0	0	0.0	0	0	0	0	0	0	0.0	
	Disposed Of	0	52	0	1	27	0	71	0	71	35	266	15	538	4,650	11.6	14	95	32	100	241	4,650	5.2		
	End Pending	0	32	2	3	47	0	21	0	21	8	355	47	541	2,403	22.5	2	24	11	8	45	2,403	1.9		
7th..... SANGAMON	New Filed	0	129	0	24	17	4	154	1	4	127	152	471	86	1,169	9,210	12.7	15	185	121	310	631	9,210	6.9	
	Reinstated	0	0	0	0	0	0	0	0	0	0	1	0	0	1	3	33.3	0	1	0	0	1	3	33.3	
	Disposed Of	0	137	0	3	43	0	139	0	134	220	407	88	88	1,171	8,482	13.8	4	170	57	275	506	8,482	6.0	
7th.....	End Pending	0	103	0	45	22	7	99	19	9	53	576	1,388	23	2,344	10,021	23.4	33	164	316	339	852	10,021	8.5	
	New Filed	0	74	13	14	21	0	171	0	1	154	124	849	34	1,455	5,641	25.8	9	156	130	238	533	5,641	9.4	
	Reinstated	0	0	0	0	0	0	0	0	0	0	0	0	0	0	7	0.0	0	0	0	0	0	7	0.0	
7th.....	Disposed Of	0	90	2	15	16	1	148	0	1	134	114	769	36	1,326	5,470	24.2	4	161	91	231	487	5,470	8.9	
	End Pending	0	58	13	33	30	0	94	0	0	34	711	411	0	1,384	2,440	56.7	12	79	74	23	188	2,440	7.7	
	New Filed	0	481	1	170	150	23	1,838	0	828	1,162	743	4,855	194	10,445	53,225	19.6	85	760	815	2,464	4,124	53,225	7.7	
7th.....	Reinstated	0	1	0	0	0	1	0	0	0	0	7	0	0	9	9	100.0	0	0	0	0	0	9	0.0	
	Disposed Of	0	1,094	5	211	152	27	1,687	1	832	772	382	5,407	101	10,671	55,332	19.3	103	1,849	1,251	2,395	5,598	55,332	10.1	
	End Pending	0	2,076	31	615	517	669	2,091	14	46	3,951	5,121	11,336	1,222	27,689	71,496	38.7	102	1,513	2,872	854	5,341	71,496	7.5	

\* TOTAL OF ALL CASES IN ALL CATEGORIES: CIVIL; DOMESTIC RELATIONS; CRIMINAL; QUASI-CRIMINAL; AND JUVENILE

**CIVIL AND DOMESTIC RELATIONS CASELOAD STATISTICS BY COUNTY  
CIRCUIT COURTS OF ILLINOIS  
CALENDAR YEAR 2015**

CIRCUIT / COUNTY		CIVIL														DOMESTIC RELATIONS								
		ARBITRATION	CHANCERY	EMINENT DOMAIN	LAW JURY > \$50,000	LAW NON-JURY > \$50,000	LAW JURY < \$50,000	LAW NON-JURY < \$50,000	MUNICIPAL CORPORATION	MENTAL HEALTH	MISC. REMEDY	PROBATE	SMALL CLAIMS	TAX	TOTAL CIVIL CASES	TOTAL ALL CASES*	CIVIL CASES AS % OF ALL CASES	ADOPTION	DISSOLUTION	FAMILY	ORDER OF PROTECTION	TOTAL DOMESTIC RELATIONS CASES	TOTAL ALL CASES*	DOMESTIC RELATIONS CASES AS % OF ALL CASES
7th..... SCOTT	New Filed	0	8	4	0	3	0	24	0	3	13	18	41	2	116	1,369	8.5	3	15	10	21	49	1,369	3.6
	Reinstated	0	0	0	0	0	0	0	0	0	0	0	0	0	0	0	0.0	0	0	0	0	0	0	0.0
	Disposed Of	0	6	0	0	3	0	14	0	4	12	37	1	16	77	1,235	6.2	1	13	1	16	31	1,235	2.5
	End Pending	0	35	4	2	13	1	33	0	7	44	114	52	10	315	1,183	26.6	4	31	84	4	123	1,183	10.4
7th CIRCUIT TOTAL	New Filed	0	753	18	214	230	27	2,320	1	841	1,596	1,153	6,555	346	14,054	76,510	18.4	133	1,268	1,152	3,238	5,791	76,510	7.6
	Reinstated	0	1	0	0	1	4	0	0	0	0	8	3	0	17	48	35.4	0	4	0	0	4	48	8.3
	Disposed Of	0	1,407	7	233	243	28	2,110	1	833	1,184	793	7,036	257	14,132	77,395	18.3	130	2,356	1,465	3,119	7,070	77,395	9.1
	End Pending	0	2,319	50	711	638	679	2,361	33	83	4,101	6,951	13,279	1,261	32,466	88,376	36.7	158	1,839	3,375	1,239	6,611	88,376	7.5
8th..... ADAMS	New Filed	0	93	5	3	50	0	285	0	130	191	202	1,741	37	2,737	12,763	21.4	39	294	201	456	990	12,763	7.8
	Reinstated	0	0	0	0	0	0	0	0	0	0	0	0	0	0	4	0.0	0	0	1	0	1	4	25.0
	Disposed Of	0	94	3	2	49	1	250	0	127	217	171	2,101	38	3,053	12,997	23.5	41	299	141	449	930	12,997	7.2
	End Pending	0	53	1	6	76	0	190	0	10	29	672	1,252	6	2,295	7,536	30.5	18	113	108	23	262	7,536	3.5
8th..... BROWN	New Filed	0	7	0	0	4	0	10	0	1	50	14	87	6	179	1,293	13.8	2	44	12	41	99	1,293	7.7
	Reinstated	0	0	0	0	0	0	0	0	0	0	0	0	0	0	0	0.0	0	0	0	0	0	0	0.0
	Disposed Of	0	7	0	0	2	0	11	0	1	44	16	77	2	160	1,269	12.6	0	40	6	38	84	1,269	6.6
	End Pending	0	5	0	1	7	0	4	0	1	30	55	51	7	161	626	25.7	3	29	21	8	61	626	9.7
8th..... CALHOUN	New Filed	0	6	0	1	2	0	5	0	0	14	18	25	6	77	670	11.5	1	17	7	10	35	670	5.2
	Reinstated	0	0	0	0	0	0	0	0	0	0	0	0	0	0	1	0.0	0	0	0	0	0	1	0.0
	Disposed Of	0	5	0	1	2	1	4	0	0	8	13	22	2	58	671	8.6	1	17	3	9	30	671	4.5
	End Pending	0	9	0	6	2	2	2	0	0	11	73	11	11	127	394	32.2	1	8	5	0	14	394	3.6
8th..... CASS	New Filed	0	24	0	4	3	1	33	0	0	25	43	102	20	255	1,851	13.8	7	52	37	69	165	1,851	8.9
	Reinstated	0	1	0	0	0	0	1	0	0	0	0	1	0	3	5	60.0	0	1	1	0	2	5	40.0
	Disposed Of	0	25	3	2	11	0	52	0	0	21	31	91	19	255	1,829	13.9	9	53	41	75	178	1,829	9.7
	End Pending	0	32	0	11	2	1	15	1	0	36	189	46	5	338	1,185	28.5	0	24	27	14	65	1,185	5.5
8th..... MASON	New Filed	0	51	0	2	2	1	32	0	0	59	60	136	13	356	3,778	9.4	4	43	32	133	212	3,778	5.6
	Reinstated	0	0	0	0	0	0	0	0	0	0	0	0	0	0	3	0.0	0	0	0	0	0	3	0.0
	Disposed Of	0	43	0	4	1	2	32	0	0	52	45	173	7	359	4,135	8.7	5	55	29	115	204	4,135	4.9
	End Pending	0	78	2	8	11	1	29	14	4	46	373	87	34	687	2,760	24.9	17	33	134	40	224	2,760	8.1
8th..... MENARD	New Filed	0	24	0	3	1	0	26	0	0	35	39	89	1	218	1,318	16.5	7	46	20	41	114	1,318	8.6
	Reinstated	0	1	0	0	0	0	0	0	0	0	3	0	0	4	6	66.7	0	2	0	0	2	6	33.3
	Disposed Of	0	25	0	2	4	0	21	0	0	32	34	90	2	210	1,369	15.3	7	41	21	35	104	1,369	7.6
	End Pending	0	36	0	6	1	0	21	3	0	9	167	40	2	285	692	41.2	0	27	10	10	47	692	6.8
8th..... PIKE	New Filed	0	40	1	0	14	0	41	0	2	92	63	234	29	516	4,331	11.9	6	71	42	107	226	4,331	5.2
	Reinstated	0	0	0	0	0	0	0	0	0	0	0	0	0	0	0	0.0	0	0	0	0	0	0	0.0
	Disposed Of	0	44	8	2	8	2	39	0	1	67	52	220	23	466	3,802	12.3	6	75	42	89	212	3,802	5.6
	End Pending	0	59	2	12	19	1	47	20	5	118	202	236	65	786	5,084	15.5	1	26	16	25	68	5,084	1.3

\* TOTAL OF ALL CASES IN ALL CATEGORIES: CIVIL; DOMESTIC RELATIONS; CRIMINAL; QUASI-CRIMINAL; AND JUVENILE



**CIVIL AND DOMESTIC RELATIONS CASELOAD STATISTICS BY COUNTY  
CIRCUIT COURTS OF ILLINOIS  
CALENDAR YEAR 2015**

CIRCUIT / COUNTY		CIVIL														DOMESTIC RELATIONS						DOMESTIC RELATIONS CASES AS % OF ALL CASES		
		ARBITRATION	CHANCERY	EMINENT DOMAIN	LAW JURY > \$50,000	LAW NON-JURY > \$50,000	LAW JURY = < \$50,000	LAW NON-JURY = < \$50,000	MUNICIPAL CORPORATION	MENTAL HEALTH	MISC. REMEDY	PROBATE	SMALL CLAIMS	TAX	TOTAL CIVIL CASES	TOTAL ALL CASES*	CIVIL CASES AS % OF ALL CASES	ADOPTION	DISSOLUTION	FAMILY	ORDER OF PROTECTION		TOTAL DOMESTIC RELATIONS CASES	TOTAL ALL CASES*
8th.....	New Filed	0	15	2	3	0	0	0	0	0	38	27	236	1	332	2,352	14.1	1	23	12	22	58	2,352	2.5
SCHUYLER	Reinstated	0	0	0	0	0	0	0	0	1	1	2	0	4	4	100.0	0	0	0	0	0	0	4	0.0
	Disposed Of	0	14	13	4	5	1	13	0	29	17	166	0	262	2,229	11.8	0	23	9	20	52	2,229	2.3	
	End Pending	0	19	2	4	2	0	8	0	28	93	123	15	294	1,161	25.3	1	13	13	5	32	1,161	2.8	
8th	New Filed	0	260	8	16	76	2	442	0	133	504	466	2,650	113	4,670	28,356	16.5	67	590	363	879	1,899	28,356	6.7
CIRCUIT	Reinstated	0	2	0	0	0	0	1	0	0	1	4	3	0	11	23	47.8	0	3	2	0	5	23	21.7
TOTAL	Disposed Of	0	257	27	17	82	7	422	0	129	470	379	2,940	93	4,823	28,301	17.0	69	603	292	830	1,794	28,301	6.3
	End Pending	0	291	7	54	120	5	316	38	20	307	1,824	1,846	145	4,973	19,438	25.6	41	273	334	125	773	19,438	4.0
9th.....	New Filed	0	81	0	11	7	1	137	0	2	172	118	414	47	990	5,854	16.9	8	155	67	293	523	5,854	8.9
FULTON	Reinstated	0	4	1	0	0	0	2	0	0	0	5	1	0	13	15	86.7	0	0	0	0	0	15	0.0
	Disposed Of	0	122	3	10	7	2	116	0	2	180	89	449	45	1,025	5,847	17.5	12	152	63	293	520	5,847	8.9
	End Pending	0	99	2	29	17	1	82	0	0	25	402	207	17	881	2,964	29.7	4	70	51	32	157	2,964	5.3
9th.....	New Filed	0	23	0	10	0	0	23	0	3	86	66	264	24	499	2,768	18.0	1	75	36	81	193	2,768	7.0
HANCOCK	Reinstated	0	0	0	0	0	0	0	0	0	0	0	0	0	0	0	0.0	0	0	0	0	0	0	0.0
	Disposed Of	0	28	0	6	0	0	18	0	3	70	58	206	16	405	2,424	16.7	4	77	20	55	156	2,424	6.4
	End Pending	0	23	0	29	0	0	60	0	0	37	197	398	23	767	1,898	40.4	0	91	72	66	229	1,898	12.1
9th.....	New Filed	0	9	1	2	10	0	9	0	0	54	28	43	10	166	2,458	6.8	0	30	22	34	86	2,458	3.5
HENDERSON	Reinstated	0	0	0	0	0	0	0	0	0	0	0	0	0	0	0	0.0	0	0	0	0	0	0	0.0
	Disposed Of	0	6	2	3	2	1	11	0	0	35	15	51	5	131	2,150	6.1	0	21	8	22	51	2,150	2.4
	End Pending	0	11	0	1	17	2	10	0	0	75	171	26	23	336	1,401	24.0	2	21	58	22	103	1,401	7.4
9th.....	New Filed	0	87	2	23	33	0	292	0	33	195	211	718	56	1,650	10,004	16.5	16	217	211	406	850	10,004	8.5
KNOX	Reinstated	0	0	0	0	0	0	0	0	0	0	0	0	0	0	0	0.0	0	0	0	0	0	0	0.0
	Disposed Of	0	95	0	25	20	4	273	0	29	131	255	749	52	1,633	9,621	17.0	20	207	215	387	829	9,621	8.6
	End Pending	0	54	3	0	92	39	30	0	0	79	989	356	19	1,661	7,483	22.2	10	187	130	59	386	7,483	5.2
9th.....	New Filed	0	41	0	12	10	0	147	0	21	182	72	558	24	1,067	7,173	14.9	8	106	67	137	318	7,173	4.4
MCDONOUGH	Reinstated	0	0	0	0	0	0	0	0	0	0	0	0	0	0	0	0.0	0	0	0	0	0	0	0.0
	Disposed Of	0	39	0	9	11	0	130	0	21	105	37	496	21	869	7,068	12.3	8	114	40	132	294	7,068	4.2
	End Pending	0	114	0	29	16	12	250	0	16	464	565	868	24	2,358	8,252	28.6	20	139	258	292	709	8,252	8.6
9th.....	New Filed	0	16	0	5	5	4	58	0	0	95	60	192	14	449	2,379	18.9	4	64	39	80	187	2,379	7.9
WARREN	Reinstated	0	0	0	0	0	0	0	0	0	0	0	0	0	0	0	0.0	0	0	0	0	0	0	0.0
	Disposed Of	0	21	0	6	1	2	45	0	0	74	38	225	11	423	2,268	18.7	3	66	24	78	171	2,268	7.5
	End Pending	0	18	0	17	7	3	29	0	0	55	186	116	20	451	3,381	13.3	4	30	71	7	112	3,381	3.3
9th	New Filed	0	257	3	63	65	5	666	0	59	784	555	2,189	175	4,821	30,636	15.7	37	647	442	1,031	2,157	30,636	7.0
CIRCUIT	Reinstated	0	4	1	0	0	0	2	0	0	0	5	1	0	13	15	86.7	0	0	0	0	0	15	0.0
TOTAL	Disposed Of	0	311	5	59	41	9	593	0	55	595	492	2,176	150	4,486	29,378	15.3	47	637	370	967	2,021	29,378	6.9
	End Pending	0	319	5	105	149	57	461	0	16	735	2,510	1,971	126	6,454	25,379	25.4	40	538	640	478	1,696	25,379	6.7

\* TOTAL OF ALL CASES IN ALL CATEGORIES: CIVIL; DOMESTIC RELATIONS; CRIMINAL; QUASI-CRIMINAL; AND JUVENILE

**CIVIL AND DOMESTIC RELATIONS CASELOAD STATISTICS BY COUNTY  
CIRCUIT COURTS OF ILLINOIS  
CALENDAR YEAR 2015**

CIRCUIT / COUNTY		CIVIL														DOMESTIC RELATIONS						DOMESTIC RELATIONS CASES AS % OF ALL CASES	
		ARBITRATION	CHANCERY	EMINENT DOMAIN	LAW JURY > \$50,000	LAW NON-JURY > \$50,000	LAW JURY < \$50,000	LAW NON-JURY < \$50,000	MUNICIPAL CORPORATION	MENTAL HEALTH	MISC. REMEDY	PROBATE	SMALL CLAIMS	TAX	TOTAL CIVIL CASES	TOTAL ALL CASES*	CIVIL CASES AS % OF ALL CASES	ADOPTION	DISSOLUTION	FAMILY	ORDER OF PROTECTION		TOTAL DOMESTIC RELATIONS CASES
10th..... MARSHALL	New Filed	0	36	0	4	10	0	22	0	44	51	89	21	277	1,541	18.0	2	44	17	57	120	1,541	7.8
	Reinstated	0	0	0	0	0	0	0	0	0	0	0	0	0	0	0.0	0	0	0	0	0	0	0.0
	Disposed Of	0	36	0	0	4	0	23	0	43	35	81	25	247	1,445	17.1	0	56	14	54	124	1,445	8.6
	End Pending	0	54	0	10	18	0	26	0	24	216	84	21	453	1,457	31.1	4	21	24	3	52	1,457	3.6
10th..... PEORIA	New Filed	0	449	1	61	207	2	1,770	0	833	589	2,321	105	6,582	40,660	16.2	147	689	924	1,658	3,418	40,660	8.4
	Reinstated	0	0	0	0	0	0	0	0	0	0	0	0	0	2	0.0	0	0	0	0	0	0	0.0
	Disposed Of	0	507	3	29	306	0	2,969	0	780	415	2,168	220	7,627	43,146	17.7	125	732	1,924	1,648	4,429	43,146	10.3
	End Pending	0	141	42	391	494	25	991	0	58	189	512	2,967	123	5,933	16.0	195	901	2,684	276	4,056	37,017	11.0
10th..... PUTNAM	New Filed	0	7	0	1	5	0	4	0	21	15	67	6	126	922	13.7	0	11	6	12	29	922	3.1
	Reinstated	0	0	0	0	0	0	0	0	0	0	2	0	2	4	50.0	0	1	0	0	1	4	25.0
	Disposed Of	0	18	0	0	4	0	5	0	13	12	41	5	98	721	13.6	0	16	17	7	40	721	5.5
	End Pending	0	10	0	1	12	0	1	0	23	55	44	4	150	594	25.3	0	13	8	5	26	594	4.4
10th..... STARK	New Filed	0	13	0	0	1	0	5	0	16	40	29	12	116	822	14.1	2	13	7	23	45	822	5.5
	Reinstated	0	1	0	0	0	0	0	0	0	0	1	0	2	2	100.0	0	0	0	0	0	2	0.0
	Disposed Of	0	16	0	4	1	0	4	0	15	56	48	9	153	866	17.7	1	17	10	23	51	866	5.9
	End Pending	0	13	0	2	1	0	2	0	3	85	12	5	123	360	34.2	1	7	10	0	18	360	5.0
10th..... TAZEWELL	New Filed	0	356	0	61	69	11	488	0	255	388	1,377	80	3,085	36,250	8.5	30	498	335	1,059	1,922	36,250	5.3
	Reinstated	0	2	0	0	2	0	4	0	2	2	8	0	20	25	80.0	0	1	0	2	3	25	12.0
	Disposed Of	0	364	1	4	124	0	481	0	112	216	1,756	52	3,110	35,882	8.7	18	411	228	1,041	1,698	35,882	4.7
	End Pending	0	455	2	213	125	30	313	0	423	1,831	889	80	4,361	12,311	35.4	40	539	382	59	1,020	12,311	8.3
10th..... CIRCUIT TOTAL	New Filed	0	861	1	127	292	13	2,289	0	244	1,169	3,883	224	10,186	80,195	12.7	181	1,255	1,289	2,809	5,534	80,195	6.9
	Reinstated	0	3	0	0	2	0	4	0	2	2	11	0	24	33	72.7	0	2	0	2	4	33	12.1
	Disposed Of	0	941	4	37	439	0	3,482	0	963	734	4,094	311	11,235	82,060	13.7	144	1,232	2,193	2,773	6,342	82,060	7.7
	End Pending	0	673	44	617	650	55	1,333	0	58	662	2,699	3,996	233	11,020	21.3	240	1,481	3,108	343	5,172	51,739	10.0
11th..... FORD	New Filed	24	45	0	5	4	0	23	0	67	48	112	24	352	2,471	14.2	4	57	27	54	142	2,471	5.7
	Reinstated	0	0	0	0	0	0	0	0	0	1	0	0	1	1	100.0	0	0	0	0	0	1	0.0
	Disposed Of	21	42	0	1	3	0	15	0	25	41	80	13	241	2,094	11.5	2	32	6	52	92	2,094	4.4
	End Pending	34	194	0	16	33	2	21	0	89	216	187	17	809	3,802	21.3	7	103	229	7	346	3,802	9.1
11th..... LIVINGSTON	New Filed	0	75	4	8	25	0	133	0	211	146	561	48	1,215	6,926	17.5	11	143	90	151	395	6,926	5.7
	Reinstated	0	0	0	0	0	0	0	0	0	0	0	0	0	0	0.0	0	0	1	0	1	101	1.0
	Disposed Of	0	89	0	9	17	1	129	1	167	122	522	59	1,120	6,891	16.3	12	151	74	146	383	6,891	5.6
	End Pending	0	109	25	50	63	1	97	2	1	120	369	332	80	1,249	18.7	11	125	69	24	229	6,693	3.4
11th..... LOGAN	New Filed	0	59	0	8	6	1	115	0	182	81	574	33	1,061	6,754	15.7	15	116	76	280	487	6,754	7.2
	Reinstated	0	0	0	0	0	0	0	0	0	0	0	0	0	0	0.0	0	0	0	0	0	0	0.0
	Disposed Of	0	63	0	1	14	0	117	0	131	56	516	33	933	6,525	14.3	11	109	54	225	399	6,525	6.1
	End Pending	0	77	0	50	43	7	138	31	234	1,067	279	19	1,958	7,202	27.2	14	126	128	210	478	7,202	6.6

\* TOTAL OF ALL CASES IN ALL CATEGORIES: CIVIL; DOMESTIC RELATIONS; CRIMINAL; QUASI-CRIMINAL; AND JUVENILE

**CIVIL AND DOMESTIC RELATIONS CASELOAD STATISTICS BY COUNTY  
CIRCUIT COURTS OF ILLINOIS  
CALENDAR YEAR 2015**

CIRCUIT / COUNTY		CIVIL													DOMESTIC RELATIONS									
		ARBITRATION	CHANCERY	EMINENT DOMAIN	LAW JURY > \$50,000	LAW JURY < \$50,000	LAW NON-JURY > \$50,000	LAW NON-JURY < \$50,000	MUNICIPAL CORPORATION	MENTAL HEALTH	MISC. REMEDY	PROBATE	SMALL CLAIMS	TAX	TOTAL CIVIL CASES	TOTAL ALL CASES*	CIVIL CASES AS % OF ALL CASES	ADOPTION	DISSOLUTION	FAMILY	ORDER OF PROTECTION	TOTAL DOMESTIC RELATIONS CASES	TOTAL ALL CASES*	DOMESTIC RELATIONS CASES AS % OF ALL CASES
11th..... MCLEAN	New Filed	237	277	0	87	81	0	841	0	520	1,206	317	1,943	0	5,509	38,250	14.4	68	608	388	649	1,713	38,250	4.5
	Reinstated	31	1	0	0	2	1	23	0	0	2	0	125	0	185	822	22.5	0	4	40	0	44	822	5.4
	Disposed Of	299	316	37	123	94	1	868	0	507	843	301	2,049	0	5,438	38,853	14.0	69	645	358	1,727	38,853	4.4	
	End Pending	160	429	13	135	320	2	161	0	38	633	1,944	646	18	4,499	18,657	24.1	44	517	502	8	1,071	18,657	5.7
11th..... WOODFORD	New Filed	0	63	0	3	19	0	75	0	0	75	100	233	1	569	5,078	11.2	7	108	40	125	280	5,078	5.5
	Reinstated	0	0	0	0	0	0	0	0	0	0	0	0	0	0	0	0.0	0	0	0	0	0	0	0.0
	Disposed Of	0	71	1	1	20	0	68	0	65	82	220	1	529	5,122	10.3	3	111	18	104	236	5,122	4.6	
	End Pending	0	76	0	14	26	3	40	0	55	441	147	18	820	7,514	10.9	15	1,223	314	58	1,610	7,514	21.4	
11th CIRCUIT TOTAL	New Filed	261	519	4	111	135	1	1,187	0	526	1,741	692	3,423	106	8,706	59,479	14.6	105	1,032	621	1,259	3,017	59,479	5.1
	Reinstated	31	1	0	0	2	1	23	0	2	1	125	0	186	924	20.1	0	4	41	0	45	924	4.9	
	Disposed Of	320	581	38	135	148	2	1,197	1	513	1,231	602	3,387	106	8,261	59,485	13.9	97	1,048	510	1,182	2,837	59,485	4.8
	End Pending	194	885	38	265	485	15	457	33	52	1,131	4,037	1,591	152	9,335	43,868	21.3	91	2,094	1,242	307	3,734	43,868	8.5
12th..... WILL	New Filed	1,007	2,688	22	222	707	5	3,411	0	92	3,041	942	7,143	511	19,791	137,637	14.4	103	2,212	1,240	2,566	6,121	137,637	4.4
	Reinstated	46	47	2	48	33	3	58	0	0	35	18	134	1	425	4,361	9.7	0	57	22	3	82	4,361	1.9
	Disposed Of	1,107	3,993	64	688	342	16	3,530	0	92	3,063	1,932	7,496	326	22,649	143,809	15.7	97	2,286	1,264	2,574	6,221	143,809	4.3
	End Pending	125	3,534	37	1,194	475	2	193	0	2	500	4,042	1,650	480	12,234	83,742	14.6	94	1,411	1,203	56	2,764	83,742	3.3
12th CIRCUIT TOTAL	New Filed	1,007	2,688	22	222	707	5	3,411	0	92	3,041	942	7,143	511	19,791	137,637	14.4	103	2,212	1,240	2,566	6,121	137,637	4.4
	Reinstated	46	47	2	48	33	3	58	0	0	35	18	134	1	425	4,361	9.7	0	57	22	3	82	4,361	1.9
	Disposed Of	1,107	3,993	64	688	342	16	3,530	0	92	3,063	1,932	7,496	326	22,649	143,809	15.7	97	2,286	1,264	2,574	6,221	143,809	4.3
	End Pending	125	3,534	37	1,194	475	2	193	0	2	500	4,042	1,650	480	12,234	83,742	14.6	94	1,411	1,203	56	2,764	83,742	3.3
13th..... BUREAU	New Filed	0	86	0	1	28	0	113	1	0	99	98	507	1	934	4,341	21.5	12	113	68	94	287	4,341	6.6
	Reinstated	0	0	0	0	0	0	0	0	0	0	1	2	0	3	100.0	0	0	0	0	0	3	0.0	
	Disposed Of	0	65	0	0	28	0	102	1	0	85	95	518	0	894	3,924	22.8	7	105	48	87	247	3,924	6.3
	End Pending	0	159	0	5	53	1	39	1	0	66	754	115	26	1,219	5,324	22.9	11	79	53	16	159	5,324	3.0
13th..... GRUNDY	New Filed	0	138	0	31	31	5	225	1	0	201	89	807	36	1,564	12,688	12.3	12	181	104	164	461	12,688	3.6
	Reinstated	0	11	0	2	2	0	7	0	0	0	1	23	0	46	48	95.8	0	0	1	1	2	48	4.2
	Disposed Of	0	174	2	8	53	3	247	0	0	225	79	883	49	1,723	12,689	13.6	13	184	96	164	457	12,689	3.6
	End Pending	0	123	1	102	46	7	57	1	0	20	391	208	5	961	3,688	26.1	10	97	44	5	156	3,688	4.2
13th..... LASALLE	New Filed	0	273	2	77	112	5	611	0	18	478	276	2,025	128	4,005	23,094	17.3	34	378	337	446	1,195	23,094	5.2
	Reinstated	0	5	0	0	0	45	41	0	1	1	10	54	0	157	610	25.7	0	1	10	1	12	610	2.0
	Disposed Of	0	334	1	38	164	79	625	0	17	479	265	2,066	125	4,193	23,143	18.1	38	408	322	448	1,216	23,143	5.3
	End Pending	0	298	1	97	239	22	94	0	1	73	883	430	55	2,193	10,850	20.2	10	192	179	1	382	10,850	3.5
13th CIRCUIT TOTAL	New Filed	0	497	2	109	171	10	949	2	18	778	463	3,339	165	6,503	40,123	16.2	58	672	509	704	1,943	40,123	4.8
	Reinstated	0	16	0	2	2	45	48	0	1	1	12	79	0	206	661	31.2	0	1	11	2	14	661	2.1
	Disposed Of	0	573	3	46	245	82	974	1	17	789	439	3,467	174	6,810	39,756	17.1	58	697	466	699	1,920	39,756	4.8
	End Pending	0	580	2	204	338	30	190	2	1	159	2,028	753	86	4,373	19,862	22.0	31	368	276	22	697	19,862	3.5

\* TOTAL OF ALL CASES IN ALL CATEGORIES: CIVIL; DOMESTIC RELATIONS; CRIMINAL; QUASI-CRIMINAL; AND JUVENILE

**CIVIL AND DOMESTIC RELATIONS CASELOAD STATISTICS BY COUNTY  
CIRCUIT COURTS OF ILLINOIS  
CALENDAR YEAR 2015**

CIRCUIT / COUNTY		CIVIL														DOMESTIC RELATIONS								
		ARBITRATION	CHANCERY	EMINENT DOMAIN	LAW JURY > \$50,000	LAW NON-JURY > \$50,000	LAW JURY < \$50,000	LAW NON-JURY < \$50,000	MUNICIPAL CORPORATION	MENTAL HEALTH	MISC. REMEDY	PROBATE	SMALL CLAIMS	TAX	TOTAL CIVIL CASES	TOTAL ALL CASES*	CIVIL CASES AS % OF ALL CASES	ADOPTION	DISSOLUTION	FAMILY	ORDER OF PROTECTION	TOTAL DOMESTIC RELATIONS CASES	TOTAL ALL CASES*	DOMESTIC RELATIONS CASES AS % OF ALL CASES
14th..... HENRY	New Filed	39	112	0	0	29	0	206	0	2	267	159	600	1	1,415	9,841	14.4	10	175	117	163	465	9,841	4.7
	Reinstated	0	0	0	0	0	0	0	0	0	0	0	0	0	0	5	0.0	0	0	0	0	1	5	20.0
	Disposed Of	37	122	0	4	27	0	198	0	1	251	138	534	0	1,312	9,216	14.2	14	194	90	158	456	9,216	4.9
	End Pending	37	61	2	16	45	0	38	0	5	109	581	247	5	1,146	9,862	11.6	15	114	295	56	480	9,862	4.9
14th..... MERCER	New Filed	4	39	0	0	6	0	27	0	1	44	54	148	16	339	2,313	14.7	4	48	24	74	150	2,313	6.5
	Reinstated	0	0	0	0	0	0	0	0	0	0	0	0	0	0	0	0.0	0	0	0	0	0	0	0.0
	Disposed Of	5	7	0	0	0	0	18	0	10	37	235	6	318	2,118	15.0	0	29	0	37	66	2,118	3.1	
	End Pending	27	162	3	6	49	2	52	0	11	162	348	369	105	1,296	2,499	51.9	18	176	173	128	495	2,499	19.8
14th..... ROCK ISLAND	New Filed	216	364	17	14	143	0	841	0	24	1,185	460	2,083	194	5,541	31,333	17.7	47	506	626	1,089	2,268	31,333	7.2
	Reinstated	0	1	0	0	0	0	0	0	0	2	3	0	6	9	66.7	0	0	1	0	1	9	9	11.1
	Disposed Of	147	364	13	3	114	0	749	0	17	1,003	402	1,987	123	4,922	28,709	17.1	48	495	495	915	1,953	28,709	6.8
	End Pending	305	727	10	77	333	0	430	3	65	1,374	3,072	754	284	7,434	34,821	21.3	28	490	727	281	1,526	34,821	4.4
14th..... WHITESIDE	New Filed	78	150	0	0	44	0	228	0	2	168	158	1,590	37	2,455	12,243	20.1	19	212	128	288	647	12,243	5.3
	Reinstated	1	0	0	1	0	0	1	0	0	1	4	2	0	10	16	62.5	0	0	0	0	0	16	0.0
	Disposed Of	82	158	0	1	54	0	211	0	2	176	209	1,517	39	2,449	11,853	20.7	26	221	123	313	683	11,853	5.8
	End Pending	48	100	0	7	117	0	37	0	0	41	731	400	9	1,490	9,325	16.0	4	112	90	7	213	9,325	2.3
14th..... CIRCUIT TOTAL	New Filed	337	665	17	14	222	0	1,302	0	29	1,664	831	4,421	248	9,750	55,730	17.5	80	941	895	1,614	3,530	55,730	6.3
	Reinstated	1	1	0	0	1	0	1	0	0	1	6	5	0	16	30	53.3	0	1	1	0	2	30	6.7
	Disposed Of	271	651	13	8	195	0	1,176	0	20	1,440	786	4,273	168	9,001	51,896	17.3	88	939	708	1,423	3,158	51,896	6.1
	End Pending	417	1,050	15	106	544	2	557	3	81	1,686	4,732	1,770	403	11,366	56,507	20.1	65	892	1,285	472	2,714	56,507	4.8
15th..... CARROLL	New Filed	0	46	0	0	12	0	30	0	0	24	54	139	14	319	2,899	11.0	5	51	26	41	123	2,899	4.2
	Reinstated	0	0	0	0	0	0	0	0	0	0	0	0	0	0	2	0.0	0	0	0	0	0	2	0.0
	Disposed Of	0	45	0	3	6	0	26	0	0	19	51	133	20	303	2,808	10.8	1	45	23	39	108	2,808	3.8
	End Pending	0	53	0	2	16	0	13	0	1	42	146	53	5	331	1,873	17.7	9	31	26	9	75	1,873	4.0
15th..... JO DAVIESS	New Filed	0	98	0	6	13	0	40	0	0	55	75	166	21	474	3,772	12.6	5	70	41	81	197	3,772	5.2
	Reinstated	0	0	0	0	0	0	0	0	0	0	0	0	0	0	0	0.0	0	0	0	0	0	0	0.0
	Disposed Of	0	59	1	5	6	0	43	0	0	52	52	187	19	424	3,309	12.8	4	80	36	79	199	3,309	6.0
	End Pending	0	95	0	24	14	1	19	0	0	8	200	44	5	410	2,380	17.2	1	27	12	3	43	2,380	1.8
15th..... LEE	New Filed	0	84	5	1	35	1	121	0	48	131	98	809	48	1,381	8,991	15.4	15	112	55	123	305	8,991	3.4
	Reinstated	0	0	0	0	0	0	1	0	0	1	2	3	0	7	14	50.0	0	2	0	0	2	14	14.3
	Disposed Of	0	112	5	3	30	1	110	0	47	111	83	806	65	1,373	8,590	16.0	16	115	54	123	308	8,590	3.6
	End Pending	0	107	0	4	76	0	65	0	16	73	529	270	34	1,174	4,690	25.0	6	97	67	0	170	4,690	3.6
15th..... OGLE	New Filed	0	133	11	0	41	0	218	1	2	84	91	501	22	1,104	10,007	11.0	9	152	76	214	451	10,007	4.5
	Reinstated	0	0	0	0	0	0	0	0	0	0	0	0	0	0	0	0.0	0	0	0	0	0	0	0.0
	Disposed Of	0	190	1	0	41	0	223	1	2	74	90	532	26	1,180	9,974	11.8	10	176	95	213	494	9,974	5.0
	End Pending	0	82	10	3	61	0	45	0	0	29	380	123	9	742	9,673	7.7	6	104	47	0	157	9,673	1.6

\* TOTAL OF ALL CASES IN ALL CATEGORIES: CIVIL; DOMESTIC RELATIONS; CRIMINAL; QUASI-CRIMINAL; AND JUVENILE

**CIVIL AND DOMESTIC RELATIONS CASELOAD STATISTICS BY COUNTY  
CIRCUIT COURTS OF ILLINOIS  
CALENDAR YEAR 2015**

CIRCUIT / COUNTY		CIVIL													DOMESTIC RELATIONS									
		ARBITRATION	CHANCERY	EMINENT DOMAIN	LAW JURY > \$50,000	LAW NON-JURY > \$50,000	LAW JURY < \$50,000	LAW NON-JURY < \$50,000	MUNICIPAL CORPORATION	MENTAL HEALTH	MISC. REMEDY	PROBATE	SMALL CLAIMS	TAX	TOTAL CIVIL CASES	TOTAL ALL CASES*	CIVIL CASES AS % OF ALL CASES	ADOPTION	DISSOLUTION	FAMILY	ORDER OF PROTECTION	TOTAL DOMESTIC RELATIONS CASES	TOTAL ALL CASES*	DOMESTIC RELATIONS CASES AS % OF ALL CASES
15th..... STEPHENSON	New Filed	0	117	0	1	28	0	293	0	0	118	120	419	5	1,101	9,332	11.8	21	119	166	243	549	9,332	5.9
	Reinstated	0	0	0	0	0	0	0	0	0	0	0	0	0	0	0	0.0	0	0	0	0	0	0	0.0
	Disposed Of	0	118	0	1	34	0	304	0	0	112	101	435	33	1,138	9,052	12.6	21	104	137	228	490	9,052	5.4
	End Pending	0	91	0	11	56	0	61	0	1	33	523	153	1	930	5,644	16.5	9	76	70	30	185	5,644	3.3
15th CIRCUIT TOTAL	New Filed	0	478	16	8	129	1	702	1	50	412	438	2,034	110	4,379	35,001	12.5	55	504	364	702	1,625	35,001	4.6
	Reinstated	0	0	0	0	0	0	1	0	1	2	3	0	0	7	16	43.8	0	2	0	0	2	16	12.5
	Disposed Of	0	524	7	12	117	1	706	1	49	368	377	2,093	163	4,418	33,733	13.1	52	520	345	682	1,599	33,733	4.7
	End Pending	0	428	10	44	223	1	203	0	18	185	1,778	643	54	3,587	24,260	14.8	31	335	222	42	630	24,260	2.6
16th..... KANE	New Filed	724	1,450	10	5	611	0	2,144	28	159	1,580	703	4,632	169	12,215	93,970	13.0	81	1,589	995	1,113	3,778	93,970	4.0
	Reinstated	8	37	1	4	5	0	8	0	0	0	23	35	0	121	825	14.7	0	20	1	1	22	825	2.7
	Disposed Of	838	1,609	31	100	289	0	2,125	1	155	1,400	636	4,767	180	12,131	95,181	12.7	90	1,356	359	1,021	2,826	95,181	3.0
	End Pending	1,680	110	77	0	1,838	0	2,693	54	393	1,369	3,507	2,464	63	14,248	56,764	25.1	158	5,153	6,709	3,235	15,255	56,764	26.9
16th CIRCUIT TOTAL	New Filed	724	1,450	10	5	611	0	2,144	28	159	1,580	703	4,632	169	12,215	93,970	13.0	81	1,589	995	1,113	3,778	93,970	4.0
	Reinstated	8	37	1	4	5	0	8	0	0	0	23	35	0	121	825	14.7	0	20	1	1	22	825	2.7
	Disposed Of	838	1,609	31	100	289	0	2,125	1	155	1,400	636	4,767	180	12,131	95,181	12.7	90	1,356	359	1,021	2,826	95,181	3.0
	End Pending	1,680	110	77	0	1,838	0	2,693	54	393	1,369	3,507	2,464	63	14,248	56,764	25.1	158	5,153	6,709	3,235	15,255	56,764	26.9
17th..... BOONE	New Filed	54	202	0	14	27	0	139	0	0	234	79	609	23	1,381	17,102	8.1	16	203	105	188	512	17,102	3.0
	Reinstated	0	2	0	0	1	0	1	0	0	0	0	0	0	4	5	80.0	0	0	0	1	1	5	20.0
	Disposed Of	61	131	0	7	39	0	150	0	0	214	59	618	24	1,303	17,603	7.4	8	209	91	190	498	17,603	2.8
	End Pending	26	211	3	41	23	0	11	0	0	25	109	151	6	606	15,716	3.9	10	118	51	9	188	15,716	1.2
17th..... WINNEBAGO	New Filed	477	1,144	40	199	214	1	2,259	0	312	1,014	677	3,329	210	9,876	64,487	15.3	194	1,336	1,198	2,853	5,581	64,487	8.7
	Reinstated	13	0	1	3	1	0	18	0	0	2	3	58	0	99	132	75.0	0	25	1	0	26	132	19.7
	Disposed Of	465	1,495	33	249	141	3	2,188	0	305	967	475	3,363	259	9,943	62,308	16.0	169	1,237	622	2,849	4,877	62,308	7.8
	End Pending	483	1,881	55	553	229	1	1,796	0	219	538	7,471	4,159	176	17,561	79,163	22.2	463	2,112	2,480	1,738	6,793	79,163	8.6
17th CIRCUIT TOTAL	New Filed	531	1,346	40	213	241	1	2,398	0	312	1,248	756	3,938	233	11,257	81,589	13.8	210	1,539	1,303	3,041	6,093	81,589	7.5
	Reinstated	13	2	1	3	2	0	19	0	0	3	58	0	103	137	137	75.2	0	25	1	1	27	137	19.7
	Disposed Of	526	1,626	33	256	180	3	2,338	0	305	1,181	534	3,981	283	11,246	79,911	14.1	177	1,446	713	3,039	5,375	79,911	6.7
	End Pending	509	2,092	58	594	252	1	1,807	0	219	563	7,580	4,310	182	18,167	94,879	19.1	473	2,230	2,531	1,747	6,981	94,879	7.4
18th..... DUPAGE	New Filed	1,669	2,136	25	345	889	2	3,524	2	283	1,746	1,237	7,091	173	19,122	198,184	9.6	85	2,651	953	1,588	5,277	198,184	2.7
	Reinstated	78	103	9	41	37	1	42	0	0	28	86	84	0	509	11,262	4.5	2	102	57	0	161	11,262	1.4
	Disposed Of	1,811	2,791	53	763	564	12	3,598	1	284	1,835	1,290	6,893	150	20,045	211,437	9.5	76	2,819	659	1,580	5,134	211,437	2.4
	End Pending	1,060	1,992	78	1,296	522	10	679	1	19	417	1,265	2,671	82	10,092	55,685	18.1	35	1,301	2,731	204	4,271	55,685	7.7
18th CIRCUIT TOTAL	New Filed	1,669	2,136	25	345	889	2	3,524	2	283	1,746	1,237	7,091	173	19,122	198,184	9.6	85	2,651	953	1,588	5,277	198,184	2.7
	Reinstated	78	103	9	41	37	1	42	0	0	28	86	84	0	509	11,262	4.5	2	102	57	0	161	11,262	1.4
	Disposed Of	1,811	2,791	53	763	564	12	3,598	1	284	1,835	1,290	6,893	150	20,045	211,437	9.5	76	2,819	659	1,580	5,134	211,437	2.4
	End Pending	1,060	1,992	78	1,296	522	10	679	1	19	417	1,265	2,671	82	10,092	55,685	18.1	35	1,301	2,731	204	4,271	55,685	7.7

\* TOTAL OF ALL CASES IN ALL CATEGORIES: CIVIL; DOMESTIC RELATIONS; CRIMINAL; QUASI-CRIMINAL; AND JUVENILE

**CIVIL AND DOMESTIC RELATIONS CASELOAD STATISTICS BY COUNTY  
CIRCUIT COURTS OF ILLINOIS  
CALENDAR YEAR 2015**

CIRCUIT / COUNTY		CIVIL														DOMESTIC RELATIONS								
		ARBITRATION	CHANCERY	EMINENT DOMAIN	LAW JURY > \$50,000	LAW NON-JURY > \$50,000	LAW JURY < \$50,000	LAW NON-JURY < \$50,000	MUNICIPAL CORPORATION	MENTAL HEALTH	MISC. REMEDY	PROBATE	SMALL CLAIMS	TAX	TOTAL CIVIL CASES	TOTAL ALL CASES*	CIVIL CASES AS % OF ALL CASES	ADOPTION	DISSOLUTION	FAMILY	ORDER OF PROTECTION	TOTAL DOMESTIC RELATIONS CASES	TOTAL ALL CASES*	DOMESTIC RELATIONS CASES AS % OF ALL CASES
19th..... LAKE	New Filed	1,120	2,176	39	275	658	1	2,695	2	76	2,263	1,207	6,580	11	17,103	149,127	11.5	86	2,318	1,118	2,264	5,786	149,127	3.9
	Reinstated	95	94	3	13	27	0	47	0	2	10	52	284	1	628	5,134	12.2	0	84	12	8	104	5,134	2.0
	Disposed Of	1,234	3,381	21	522	525	4	2,765	2	79	2,069	935	6,889	12	18,438	156,097	11.8	96	2,514	1,050	2,278	5,938	156,097	3.8
	End Pending	563	3,872	42	585	405	0	291	0	0	577	4,334	1,596	12	12,277	41,345	29.7	32	1,101	419	172	1,724	41,345	4.2
19th CIRCUIT TOTAL	New Filed	1,120	2,176	39	275	658	1	2,695	2	76	2,263	1,207	6,580	11	17,103	149,127	11.5	86	2,318	1,118	2,264	5,786	149,127	3.9
	Reinstated	95	94	3	13	27	0	47	0	2	10	52	284	1	628	5,134	12.2	0	84	12	8	104	5,134	2.0
	Disposed Of	1,234	3,381	21	522	525	4	2,765	2	79	2,069	935	6,889	12	18,438	156,097	11.8	96	2,514	1,050	2,278	5,938	156,097	3.8
	End Pending	563	3,872	42	585	405	0	291	0	0	577	4,334	1,596	12	12,277	41,345	29.7	32	1,101	419	172	1,724	41,345	4.2
20th..... MONROE	New Filed	0	73	0	14	20	4	78	5	0	44	60	230	11	539	4,549	11.8	3	124	38	108	273	4,549	6.0
	Reinstated	0	0	0	0	0	0	0	0	0	0	0	0	0	0	3	0.0	0	0	0	0	0	3	0.0
	Disposed Of	0	84	16	17	13	1	70	5	0	42	66	252	7	573	4,482	12.8	5	138	36	111	290	4,482	6.5
	End Pending	0	78	11	43	16	8	77	2	0	44	134	112	13	538	4,326	12.4	4	62	46	20	132	4,326	3.1
20th..... PERRY	New Filed	0	37	0	0	27	0	46	0	0	56	60	184	27	437	3,566	12.3	3	114	73	25	215	3,566	6.0
	Reinstated	0	0	0	0	0	0	0	0	0	0	0	0	0	0	0	0.0	0	0	0	0	0	0	0.0
	Disposed Of	0	23	0	2	22	0	23	0	0	29	26	186	18	329	3,370	9.8	5	108	56	32	201	3,370	6.0
	End Pending	0	81	0	27	79	1	104	0	0	244	495	125	28	1,184	2,952	40.1	9	91	91	56	247	2,952	8.4
20th..... RANDOLPH	New Filed	0	60	0	10	19	2	137	0	143	144	101	464	37	1,117	5,044	22.1	11	146	69	95	321	5,044	6.4
	Reinstated	0	0	0	0	0	0	0	0	0	0	0	0	0	0	1	0.0	0	0	0	0	0	1	0.0
	Disposed Of	0	47	0	2	36	3	204	0	142	135	59	492	34	1,154	4,931	23.4	3	144	77	97	321	4,931	6.5
	End Pending	0	64	0	45	35	3	139	0	7	124	749	401	23	1,590	3,113	51.1	27	59	32	27	145	3,113	4.7
20th..... ST. CLAIR	New Filed	1,205	888	2	318	435	1	2,484	0	14	467	845	3,091	152	9,902	75,612	13.1	101	1,014	1,102	1,064	3,281	75,612	4.3
	Reinstated	0	0	0	0	0	0	0	0	0	0	0	0	0	0	235	0.0	0	0	0	0	0	235	0.0
	Disposed Of	1,251	955	20	403	196	3	2,376	0	13	514	1,291	3,655	468	11,145	91,247	12.2	104	972	993	1,129	3,198	91,247	3.5
	End Pending	584	708	47	1,301	443	5	394	0	13	272	1,239	962	253	6,221	69,686	8.9	50	502	1,031	163	1,746	69,686	2.5
20th..... WASHINGTON	New Filed	0	33	0	5	4	1	36	0	0	17	39	108	21	264	2,812	9.4	46	46	31	40	163	2,812	5.8
	Reinstated	0	0	0	0	0	0	0	0	0	0	0	0	0	0	0	0.0	0	0	0	0	0	0	0.0
	Disposed Of	0	30	0	12	5	1	34	0	0	16	147	111	10	366	2,750	13.3	50	46	33	38	167	2,750	6.1
	End Pending	0	59	0	15	7	1	39	0	0	22	228	67	27	465	2,533	18.4	60	38	38	12	148	2,533	5.8
20th CIRCUIT TOTAL	New Filed	1,205	1,091	2	347	505	8	2,781	5	157	728	1,105	4,077	248	12,259	91,583	13.4	164	1,444	1,313	1,332	4,253	91,583	4.6
	Reinstated	0	0	0	0	0	0	0	0	0	0	0	0	0	0	239	0.0	0	0	0	0	0	239	0.0
	Disposed Of	1,251	1,139	36	436	272	8	2,707	5	155	736	1,589	4,696	537	13,567	106,780	12.7	167	1,408	1,195	1,407	4,177	106,780	3.9
	End Pending	584	990	58	1,431	580	18	753	2	20	706	2,845	1,667	344	9,998	82,610	12.1	150	752	1,238	278	2,418	82,610	2.9
21st..... IROQUOIS	New Filed	0	56	0	21	0	0	113	0	0	54	86	321	44	695	6,699	10.4	6	80	63	298	447	6,699	6.7
	Reinstated	0	0	0	0	0	0	0	0	0	0	0	0	0	0	0	0.0	0	0	0	0	0	0	0.0
	Disposed Of	0	61	0	7	15	0	98	0	0	46	44	287	37	595	6,098	9.8	6	74	43	245	368	6,098	6.0
	End Pending	0	77	1	6	53	4	107	0	1	38	898	269	45	1,499	12,140	12.3	15	169	353	155	692	12,140	5.7

\* TOTAL OF ALL CASES IN ALL CATEGORIES: CIVIL; DOMESTIC RELATIONS; CRIMINAL; QUASI-CRIMINAL; AND JUVENILE



**CRIMINAL AND QUASI-CRIMINAL  
CASELOAD STATISTICS BY COUNTY  
CIRCUIT COURTS OF ILLINOIS  
CALENDAR YEAR 2015**

CIRCUIT	COUNTY		CRIMINAL						QUASI-CRIMINAL					
			FELONY	MISDEMEANOR	DUI	TOTAL CRIMINAL CASES	TOTAL * ALL CASES	CRIMINAL AS % OF ALL CASES	TRAFFIC	CONSERVATION CASES	ORDINANCE CASES	TOTAL OF QUASI-CRIMINAL	TOTAL * ALL CASES	QUASI-CRIM AS % OF ALL CASES
1st .....	ALEXANDER	New Filed	105	44	53	202	6,683	3.0	5,999	15	8	6,022	6,683	90.1
		Reinstated	0	0	0	0	0	0.0	0	0	0	0	0	0.0
		Disposed Of End Pending	104 246	25 383	52 159	181 788	5,677 35,603	3.2 2.2	5,261 29,715	11 204	8 232	5,280 30,151	5,677 35,603	93.0 84.7
1st .....	JACKSON	New Filed	513	674	263	1,450	12,853	11.3	7,192	79	1,601	8,872	12,853	69.0
		Reinstated	0	0	0	0	14	0.0	0	0	0	0	14	0.0
		Disposed Of End Pending	537 252	598 259	265 142	1,400 653	13,028 3,762	10.7 17.4	7,380 1,038	76 6	1,624 485	9,080 1,529	13,028 3,762	69.7 40.6
1st .....	JOHNSON	New Filed	98	112	44	254	4,200	6.0	3,428	48	9	3,485	4,200	83.0
		Reinstated	0	0	0	0	1	0.0	0	0	0	0	1	0.0
		Disposed Of End Pending	70 79	88 81	34 66	192 226	4,160 8,392	4.6 2.7	3,448 7,732	30 41	5 31	3,483 7,804	4,160 8,392	83.7 93.0
1st .....	MASSAC	New Filed	116	173	87	376	5,435	6.9	4,238	21	40	4,299	5,435	79.1
		Reinstated	0	0	0	0	5	0.0	0	0	0	0	5	0.0
		Disposed Of End Pending	104 160	134 274	66 131	304 565	5,103 4,102	6.0 13.8	3,974 2,151	40 12	69 18	4,083 2,181	5,103 4,102	80.0 53.2
1st .....	POPE	New Filed	35	44	24	103	1,041	9.9	758	30	1	789	1,041	75.8
		Reinstated	0	0	0	0	0	0.0	0	0	0	0	0	0.0
		Disposed Of End Pending	27 24	46 11	14 18	87 53	957 611	9.1 8.7	718 350	26 13	1 0	745 363	957 611	77.8 59.4
1st .....	PULASKI	New Filed	96	134	55	285	15,877	1.8	15,314	19	0	15,333	15,877	96.6
		Reinstated	0	0	0	0	0	0.0	0	0	0	0	0	0.0
		Disposed Of End Pending	124 125	171 176	65 57	360 358	14,499 58,443	2.5 0.6	13,955 56,185	15 61	0 74	13,970 56,320	14,499 58,443	96.4 96.4
1st .....	SALINE	New Filed	383	267	52	702	4,746	14.8	2,285	28	185	2,498	4,746	52.6
		Reinstated	1	0	0	1	3	33.3	0	0	0	0	3	0.0
		Disposed Of End Pending	332 396	244 244	51 43	627 683	4,349 4,110	14.4 16.6	2,113 784	23 16	201 242	2,337 1,042	4,349 4,110	53.7 25.4
1st .....	UNION	New Filed	266	171	76	513	4,765	10.8	3,104	20	36	3,160	4,765	66.3
		Reinstated	0	0	0	0	0	0.0	0	0	0	0	0	0.0
		Disposed Of End Pending	281 255	258 229	107 80	646 564	4,855 5,484	13.3 10.3	3,085 2,999	65 37	54 23	3,204 3,059	4,855 5,484	66.0 55.8
1st .....	WILLIAMSON	New Filed	574	840	254	1,668	18,749	8.9	12,578	53	327	12,958	18,749	69.1
		Reinstated	2	0	0	2	62	3.2	0	0	0	0	62	0.0
		Disposed Of End Pending	596 511	782 511	329 419	1,707 1,441	17,973 9,020	9.5 16.0	11,944 4,605	55 26	267 173	12,266 4,804	17,973 9,020	68.2 53.3

\* TOTAL OF ALL CASES IN ALL CATEGORIES: CIVIL; DOMESTIC RELATIONS; CRIMINAL; QUASI-CRIMINAL; AND JUVENILE



**CRIMINAL AND QUASI-CRIMINAL  
CASELOAD STATISTICS BY COUNTY  
CIRCUIT COURTS OF ILLINOIS  
CALENDAR YEAR 2015**

CIRCUIT	COUNTY		CRIMINAL						QUASI-CRIMINAL					
			FELONY	MISDE- MEANOR	DUI	TOTAL CRIMINAL CASES	TOTAL * ALL CASES	CRIMINAL AS % OF ALL CASES	TRAFFIC	CONSER- VATION CASES	ORDIN- ANCE CASES	TOTAL OF QUASI- CRIMINAL	TOTAL * ALL CASES	QUASI-CRIM AS % OF ALL CASES
1st Circuit	CIRCUIT TOTAL	New Filed	2,186	2,459	908	5,553	74,349	7.5	54,896	313	2,207	57,416	74,349	77.2
		Reinstated	3	0	0	3	85	3.5	0	0	0	0	85	0.0
		Disposed Of	2,175	2,346	983	5,504	70,601	7.8	51,878	341	2,229	54,448	70,601	77.1
		End Pending	2,048	2,168	1,115	5,331	129,527	4.1	105,559	416	1,278	107,253	129,527	82.8
2nd .....	CRAWFORD	New Filed	161	253	74	488	2,999	16.3	1,477	25	205	1,707	2,999	56.9
		Reinstated	0	0	0	0	3	0.0	0	0	0	0	3	0.0
		Disposed Of	163	256	71	490	2,929	16.7	1,483	26	190	1,699	2,929	58.0
		End Pending	94	179	115	388	2,784	13.9	618	19	93	730	2,784	26.2
2nd .....	EDWARDS	New Filed	36	47	22	105	992	10.6	606	7	50	663	992	66.8
		Reinstated	0	0	0	0	1	0.0	0	0	0	0	1	0.0
		Disposed Of	33	41	21	95	956	9.9	593	7	51	651	956	68.1
		End Pending	41	37	25	103	572	18.0	273	1	10	284	572	49.7
2nd .....	FRANKLIN	New Filed	513	674	127	1,314	7,675	17.1	3,898	104	116	4,118	7,675	53.7
		Reinstated	0	0	0	0	0	0.0	0	0	0	0	0	0.0
		Disposed Of	398	624	129	1,151	7,139	16.1	3,927	109	104	4,140	7,139	58.0
		End Pending	498	375	115	988	9,651	10.2	2,892	70	132	3,094	9,651	32.1
2nd .....	GALLATIN	New Filed	30	67	29	126	1,640	7.7	1,237	7	11	1,255	1,640	76.5
		Reinstated	0	0	0	0	0	0.0	0	0	0	0	0	0.0
		Disposed Of	22	51	18	91	1,533	5.9	1,192	9	16	1,217	1,533	79.4
		End Pending	108	166	56	330	1,205	27.4	351	14	13	378	1,205	31.4
2nd .....	HAMILTON	New Filed	80	51	36	167	1,363	12.3	801	60	5	866	1,363	63.5
		Reinstated	0	0	0	0	0	0.0	0	0	0	0	0	0.0
		Disposed Of	72	50	40	162	1,395	11.6	828	54	0	882	1,395	63.2
		End Pending	48	37	26	111	705	15.7	270	23	5	298	705	42.3
2nd .....	HARDIN	New Filed	69	84	15	168	939	17.9	555	17	6	578	939	61.6
		Reinstated	0	0	0	0	0	0.0	0	0	0	0	0	0.0
		Disposed Of	57	158	25	240	1,115	21.5	647	22	14	683	1,115	61.3
		End Pending	54	43	11	108	797	13.6	134	21	16	171	797	21.5
2nd .....	JEFFERSON	New Filed	484	524	144	1,152	8,616	13.4	5,003	51	52	5,106	8,616	59.3
		Reinstated	0	0	0	0	9	0.0	0	0	0	0	9	0.0
		Disposed Of	530	614	173	1,317	8,443	15.6	4,874	58	46	4,978	8,443	59.0
		End Pending	441	322	120	883	10,104	8.7	4,161	30	86	4,277	10,104	42.3
2nd .....	LAWRENCE	New Filed	143	160	47	350	1,698	20.6	602	19	10	631	1,698	37.2
		Reinstated	0	0	0	0	0	0.0	0	0	0	0	0	0.0
		Disposed Of	107	152	47	306	1,681	18.2	563	31	12	606	1,681	36.0
		End Pending	168	214	77	459	2,759	16.6	990	38	59	1,087	2,759	39.4

\* TOTAL OF ALL CASES IN ALL CATEGORIES: CIVIL; DOMESTIC RELATIONS; CRIMINAL; QUASI-CRIMINAL; AND JUVENILE

**CRIMINAL AND QUASI-CRIMINAL  
CASELOAD STATISTICS BY COUNTY  
CIRCUIT COURTS OF ILLINOIS  
CALENDAR YEAR 2015**

CIRCUIT	COUNTY		CRIMINAL						QUASI-CRIMINAL					
			FELONY	MISDE- MEANOR	DUI	TOTAL CRIMINAL CASES	TOTAL * ALL CASES	CRIMINAL AS % OF ALL CASES	TRAFFIC	CONSER- VATION CASES	ORDIN- ANCE CASES	TOTAL OF QUASI- CRIMINAL	TOTAL * ALL CASES	QUASI-CRIM AS % OF ALL CASES
2nd .....	RICHLAND	New Filed	174	248	72	494	2,920	16.9	1,487	17	68	1,572	2,920	53.8
		Reinstated	0	0	0	0	0	0.0	0	0	0	0	0	0.0
		Disposed Of End Pending	215 113	261 194	77 73	553 380	3,222 1,868	17.2 20.3	1,577 525	13 8	72 15	1,662 548	3,222 1,868	51.6 29.3
2nd .....	WABASH	New Filed	146	191	74	411	2,240	18.3	1,271	5	49	1,325	2,240	59.2
		Reinstated	0	0	0	0	0	0.0	0	0	0	0	0	0.0
		Disposed Of End Pending	136 88	190 122	76 72	402 282	2,208 1,782	18.2 15.8	1,238 599	9 0	55 64	1,302 663	2,208 1,782	59.0 37.2
2nd .....	WAYNE	New Filed	236	126	53	415	3,096	13.4	1,990	70	11	2,071	3,096	66.9
		Reinstated	0	0	0	0	0	0.0	0	0	0	0	0	0.0
		Disposed Of End Pending	208 234	141 202	59 82	408 518	2,891 6,282	14.1 8.2	1,909 4,261	54 40	11 22	1,974 4,323	2,891 6,282	68.3 68.8
2nd .....	WHITE	New Filed	210	244	51	505	3,885	13.0	2,618	22	20	2,660	3,885	68.5
		Reinstated	0	0	0	0	0	0.0	0	0	0	0	0	0.0
		Disposed Of End Pending	187 138	252 115	61 21	500 274	3,788 6,619	13.2 4.1	2,552 5,488	20 70	18 31	2,590 5,589	3,788 6,619	68.4 84.4
2nd Circuit	CIRCUIT TOTAL	New Filed	2,282	2,669	744	5,695	38,063	15.0	21,545	404	603	22,552	38,063	59.2
		Reinstated	0	0	0	0	13	0.0	0	0	0	0	13	0.0
		Disposed Of End Pending	2,128 2,025	2,790 2,006	797 793	5,715 4,824	37,300 45,128	15.3 10.7	21,383 20,562	412 334	589 546	22,384 21,442	37,300 45,128	60.0 47.5
3rd .....	BOND	New Filed	119	147	45	311	8,609	3.6	7,667	29	18	7,714	8,609	89.6
		Reinstated	0	0	0	0	0	0.0	0	0	0	0	0	0.0
		Disposed Of End Pending	82 194	154 300	46 36	282 530	7,788 9,986	3.6 5.3	7,140 5,624	24 23	18 43	7,182 5,690	7,788 9,986	92.2 57.0
3rd .....	MADISON	New Filed	3,051	6,251	902	10,204	71,103	14.4	42,256	169	3,132	45,557	71,103	64.1
		Reinstated	710	0	0	710	851	83.4	0	0	0	0	851	0.0
		Disposed Of End Pending	2,759 2,356	5,638 8,206	859 1,321	9,256 11,883	69,446 52,630	13.3 22.6	40,707 22,413	156 59	3,302 1,083	44,165 23,555	69,446 52,630	63.6 44.8
3rd Circuit	CIRCUIT TOTAL	New Filed	3,170	6,398	947	10,515	79,712	13.2	49,923	198	3,150	53,271	79,712	66.8
		Reinstated	710	0	0	710	851	83.4	0	0	0	0	851	0.0
		Disposed Of End Pending	2,841 2,550	5,792 8,506	905 1,357	9,538 12,413	77,234 62,616	12.3 19.8	47,847 28,037	180 82	3,320 1,126	51,347 29,245	77,234 62,616	66.5 46.7
4th .....	CHRISTIAN	New Filed	247	269	87	603	5,533	10.9	2,782	112	127	3,021	5,533	54.6
		Reinstated	0	0	0	0	10	0.0	1	0	0	1	10	10.0
		Disposed Of End Pending	229 209	285 159	84 64	598 432	5,268 4,415	11.4 9.8	2,658 1,773	108 35	114 94	2,880 1,902	5,268 4,415	54.7 43.1

\* TOTAL OF ALL CASES IN ALL CATEGORIES: CIVIL; DOMESTIC RELATIONS; CRIMINAL; QUASI-CRIMINAL; AND JUVENILE

**CRIMINAL AND QUASI-CRIMINAL  
CASELOAD STATISTICS BY COUNTY  
CIRCUIT COURTS OF ILLINOIS  
CALENDAR YEAR 2015**

CIRCUIT	COUNTY		CRIMINAL						QUASI-CRIMINAL					
			FELONY	MISDE- MEANOR	DUI	TOTAL CRIMINAL CASES	TOTAL * ALL CASES	CRIMINAL AS % OF ALL CASES	TRAFFIC	CONSER- VATION CASES	ORDIN- ANCE CASES	TOTAL OF QUASI- CRIMINAL	TOTAL * ALL CASES	QUASI-CRIM AS % OF ALL CASES
4th .....	CLAY	New Filed	90	100	35	225	1,808	12.4	1,056	18	30	1,104	1,808	61.1
		Reinstated	0	0	0	0	0	0.0	0	0	0	0	0	0.0
		Disposed Of End Pending	120 41	109 47	47 31	276 119	1,814 768	15.2 15.5	1,053 233	17 6	30 6	1,100 245	1,814 768	60.6 31.9
4th .....	CLINTON	New Filed	185	314	100	599	4,647	12.9	2,788	106	30	2,924	4,647	62.9
		Reinstated	0	0	0	0	0	0.0	0	0	0	0	0	0.0
		Disposed Of End Pending	146 110	280 106	75 54	501 270	4,355 2,889	11.5 9.3	2,683 1,209	96 26	28 8	2,807 1,243	4,355 2,889	64.5 43.0
4th .....	EFFINGHAM	New Filed	261	534	226	1,021	7,879	13.0	5,394	29	37	5,460	7,879	69.3
		Reinstated	0	0	0	0	53	0.0	0	0	0	0	53	0.0
		Disposed Of End Pending	237 190	483 438	194 231	914 859	7,445 9,388	12.3 9.1	5,010 7,299	28 10	36 15	5,074 7,324	7,445 9,388	68.2 78.0
4th .....	FAYETTE	New Filed	212	329	128	669	7,443	9.0	5,675	63	74	5,812	7,443	78.1
		Reinstated	0	0	0	0	0	0.0	0	0	0	0	0	0.0
		Disposed Of End Pending	209 227	241 288	113 126	563 641	6,860 4,035	8.2 15.9	5,281 2,377	58 29	69 36	5,408 2,442	6,860 4,035	78.8 60.5
4th .....	JASPER	New Filed	93	92	41	226	1,728	13.1	1,172	28	18	1,218	1,728	70.5
		Reinstated	0	0	0	0	0	0.0	0	0	0	0	0	0.0
		Disposed Of End Pending	69 61	94 45	39 24	202 130	1,607 882	12.6 14.7	1,106 439	24 8	20 3	1,150 450	1,607 882	71.6 51.0
4th .....	MARION	New Filed	389	234	161	784	8,151	9.6	4,346	76	1,099	5,521	8,151	67.7
		Reinstated	0	0	0	0	12	0.0	0	0	0	0	12	0.0
		Disposed Of End Pending	366 307	242 269	154 220	762 796	7,726 5,343	9.9 14.9	4,160 2,544	86 11	945 250	5,191 2,805	7,726 5,343	67.2 52.5
4th .....	MONTGOMERY	New Filed	215	511	98	824	8,901	9.3	6,711	78	120	6,909	8,901	77.6
		Reinstated	0	0	0	0	0	0.0	0	0	0	0	0	0.0
		Disposed Of End Pending	183 151	467 198	99 77	749 426	8,564 6,511	8.7 6.5	6,605 4,323	77 14	108 28	6,790 4,365	8,564 6,511	79.3 67.0
4th .....	SHELBY	New Filed	192	281	66	539	2,313	23.3	826	73	43	942	2,313	40.7
		Reinstated	0	0	0	0	0	0.0	0	0	0	0	0	0.0
		Disposed Of End Pending	184 141	297 147	62 60	543 348	1,971 2,902	27.5 12.0	750 875	63 112	27 48	840 1,035	1,971 2,902	42.6 35.7
4th Circuit TOTAL	New Filed	1,884	2,664	942	5,490	48,403	11.3	30,750	583	1,578	32,911	48,403	68.0	
	Reinstated	0	0	0	0	75	0.0	1	0	0	1	75	1.3	
	Disposed Of End Pending	1,743 1,437	2,498 1,697	867 887	5,108 4,021	45,610 37,133	11.2 10.8	29,306 21,072	557 251	1,377 488	31,240 21,811	45,610 37,133	68.5 58.7	

\* TOTAL OF ALL CASES IN ALL CATEGORIES: CIVIL; DOMESTIC RELATIONS; CRIMINAL; QUASI-CRIMINAL; AND JUVENILE

**CRIMINAL AND QUASI-CRIMINAL  
CASELOAD STATISTICS BY COUNTY  
CIRCUIT COURTS OF ILLINOIS  
CALENDAR YEAR 2015**

CIRCUIT	COUNTY		CRIMINAL						QUASI-CRIMINAL					
			FELONY	MISDE- MEANOR	DUI	TOTAL CRIMINAL CASES	TOTAL * ALL CASES	CRIMINAL AS % OF ALL CASES	TRAFFIC	CONSER- VATION CASES	ORDIN- ANCE CASES	TOTAL OF QUASI- CRIMINAL	TOTAL * ALL CASES	QUASI-CRIM AS % OF ALL CASES
5th .....	CLARK	New Filed	77	213	43	333	2,350	14.2	1,409	18	28	1,455	2,350	61.9
		Reinstated	0	0	0	0	0	0.0	0	0	0	0	0	0.0
		Disposed Of End Pending	61 58	170 208	49 83	280 349	1,843 3,843	15.2 9.1	1,258 1,981	7 28	27 29	1,292 2,038	1,843 3,843	70.1 53.0
5th .....	COLES	New Filed	531	640	210	1,381	10,465	13.2	4,417	37	1,311	5,765	10,465	55.1
		Reinstated	0	0	0	0	3	0.0	0	0	0	0	3	0.0
		Disposed Of End Pending	525 637	660 865	200 215	1,385 1,717	8,836 16,813	15.7 10.2	4,379 3,465	38 36	1,248 5,254	5,665 8,755	8,836 16,813	64.1 52.1
5th .....	CUMBERLAND	New Filed	61	109	62	232	1,888	12.3	1,322	19	8	1,349	1,888	71.5
		Reinstated	0	0	0	0	0	0.0	0	0	0	0	0	0.0
		Disposed Of End Pending	73 83	131 129	48 70	252 282	1,697 4,831	14.8 5.8	1,269 2,494	24 20	3 21	1,296 2,535	1,697 4,831	76.4 52.5
5th .....	EDGAR	New Filed	247	248	54	549	2,293	23.9	835	1	54	890	2,293	38.8
		Reinstated	0	0	0	0	0	0.0	0	0	0	0	0	0.0
		Disposed Of End Pending	204 239	238 204	47 73	489 516	2,078 3,015	23.5 17.1	775 742	1 5	61 77	837 824	2,078 3,015	40.3 27.3
5th .....	VERMILION	New Filed	799	1,012	206	2,017	15,599	12.9	8,648	97	130	8,875	15,599	56.9
		Reinstated	0	0	0	0	1	0.0	0	0	0	0	1	0.0
		Disposed Of End Pending	725 955	1,200 865	270 293	2,195 2,113	14,987 22,253	14.6 9.5	9,047 7,261	109 85	171 955	9,327 8,301	14,987 22,253	62.2 37.3
5th Circuit TOTAL	CIRCUIT TOTAL	New Filed	1,715	2,222	575	4,512	32,595	13.8	16,631	172	1,531	18,334	32,595	56.2
		Reinstated	0	0	0	0	4	0.0	0	0	0	0	4	0.0
		Disposed Of End Pending	1,588 1,972	2,399 2,271	614 734	4,601 4,977	29,441 50,755	15.6 9.8	16,728 15,943	179 174	1,510 6,336	18,417 22,453	29,441 50,755	62.6 44.2
6th .....	CHAMPAIGN	New Filed	1,823	1,340	663	3,826	30,729	12.5	18,592	23	1,027	19,642	30,729	63.9
		Reinstated	358	46	25	429	945	45.4	321	0	26	347	945	36.7
		Disposed Of End Pending	1,930 2,037	1,356 1,053	719 419	4,005 3,509	30,631 38,041	13.1 9.2	18,874 9,937	20 18	1,290 494	20,184 10,449	30,631 38,041	65.9 27.5
6th .....	DEWITT	New Filed	86	231	60	377	3,118	12.1	1,756	140	11	1,907	3,118	61.2
		Reinstated	0	0	0	0	0	0.0	0	0	0	0	0	0.0
		Disposed Of End Pending	77 62	226 212	60 55	363 329	2,564 3,867	14.2 8.5	1,603 838	150 52	9 11	1,762 901	2,564 3,867	68.7 23.3
6th .....	DOUGLAS	New Filed	124	169	82	375	2,981	12.6	2,034	6	39	2,079	2,981	69.7
		Reinstated	0	0	0	0	14	0.0	0	0	0	0	14	0.0
		Disposed Of End Pending	119 102	146 81	80 59	345 242	4,036 3,000	8.5 8.1	3,074 2,332	14 5	30 26	3,118 2,363	4,036 3,000	77.3 78.8

\* TOTAL OF ALL CASES IN ALL CATEGORIES: CIVIL; DOMESTIC RELATIONS; CRIMINAL; QUASI-CRIMINAL; AND JUVENILE

**CRIMINAL AND QUASI-CRIMINAL  
CASELOAD STATISTICS BY COUNTY  
CIRCUIT COURTS OF ILLINOIS  
CALENDAR YEAR 2015**

CIRCUIT	COUNTY		CRIMINAL						QUASI-CRIMINAL					
			FELONY	MISDEMEANOR	DUI	TOTAL CRIMINAL CASES	TOTAL ALL CASES	CRIMINAL AS % OF ALL CASES	TRAFFIC	CONSERVATION CASES	ORDINANCE CASES	TOTAL OF QUASI-CRIMINAL	TOTAL * ALL CASES	QUASI-CRIM AS % OF ALL CASES
6th .....	MACON	New Filed	1,673	1,385	591	3,649	24,700	14.8	12,587	50	216	12,853	24,700	52.0
		Reinstated	3	0	1	4	8	50.0	3	0	1	4	8	50.0
		Disposed Of End Pending	1,469 1,361	1,337 1,134	666 335	3,472 2,830	25,405 18,624	13.7 15.2	12,873 7,225	49 32	1,175 411	14,097 7,668	25,405 18,624	55.5 41.2
6th .....	MOULTRIE	New Filed	55	93	61	209	2,532	8.3	1,805	39	6	1,850	2,532	73.1
		Reinstated	0	0	0	0	10	0.0	0	0	0	0	10	0.0
		Disposed Of End Pending	50 27	88 52	63 29	201 108	2,579 795	7.8 13.6	1,836 335	37 6	3 2	1,876 343	2,579 795	72.7 43.1
6th .....	PIATT	New Filed	94	107	61	262	3,566	7.3	2,711	28	36	2,775	3,566	77.8
		Reinstated	0	0	0	0	0	0.0	0	0	0	0	0	0.0
		Disposed Of End Pending	68 86	81 108	57 44	206 238	3,219 2,795	6.4 8.5	2,595 1,299	4 28	26 32	2,625 1,359	3,219 2,795	81.5 48.6
6th Circuit	CIRCUIT TOTAL	New Filed	3,855	3,325	1,518	8,698	67,626	12.9	39,485	286	1,335	41,106	67,626	60.8
		Reinstated	361	46	26	433	977	44.3	324	0	27	351	977	35.9
		Disposed Of End Pending	3,713 3,675	3,234 2,640	1,645 941	8,592 7,256	68,434 67,122	12.6 10.8	40,855 21,966	274 141	2,533 976	43,662 23,083	68,434 67,122	63.8 34.4
7th .....	GREENE	New Filed	131	166	57	354	2,332	15.2	1,393	13	3	1,409	2,332	60.4
		Reinstated	15	2	2	19	29	65.5	0	0	0	0	29	0.0
		Disposed Of End Pending	138 81	161 76	48 33	347 190	2,226 833	15.6 22.8	1,278 360	14 5	13 1	1,305 366	2,226 833	58.6 43.9
7th .....	JERSEY	New Filed	201	408	84	693	4,733	14.6	2,983	45	169	3,197	4,733	67.5
		Reinstated	0	0	0	0	0	0.0	0	0	0	0	0	0.0
		Disposed Of End Pending	179 174	416 224	69 60	664 458	4,650 2,403	14.3 19.1	2,917 1,234	60 19	166 32	3,143 1,285	4,650 2,403	67.6 53.5
7th .....	MACOUPIN	New Filed	289	595	206	1,090	9,210	11.8	6,046	41	165	6,252	9,210	67.9
		Reinstated	1	0	0	1	3	33.3	0	0	0	0	3	0.0
		Disposed Of End Pending	231 413	540 860	153 218	924 1,491	8,482 10,021	10.9 14.9	5,607 4,555	26 30	151 350	5,784 4,935	8,482 10,021	68.2 49.2
7th .....	MORGAN	New Filed	192	453	72	717	5,641	12.7	2,766	55	70	2,891	5,641	51.2
		Reinstated	0	0	0	0	7	0.0	7	0	0	7	7	100.0
		Disposed Of End Pending	177 101	462 109	71 57	710 267	5,470 2,440	13.0 10.9	2,689 533	47 8	184 36	2,920 577	5,470 2,440	53.4 23.6
7th .....	SANGAMON	New Filed	1,345	1,741	997	4,083	53,225	7.7	33,703	81	368	34,152	53,225	64.2
		Reinstated	0	0	0	0	9	0.0	0	0	0	0	9	0.0
		Disposed Of End Pending	1,457 1,338	1,748 2,805	1,057 1,461	4,262 5,604	55,332 71,496	7.7 7.8	34,102 30,448	82 222	281 637	34,465 31,307	55,332 71,496	62.3 43.8

\* TOTAL OF ALL CASES IN ALL CATEGORIES: CIVIL; DOMESTIC RELATIONS; CRIMINAL; QUASI-CRIMINAL; AND JUVENILE

**CRIMINAL AND QUASI-CRIMINAL  
CASELOAD STATISTICS BY COUNTY  
CIRCUIT COURTS OF ILLINOIS  
CALENDAR YEAR 2015**

CIRCUIT	COUNTY		CRIMINAL						QUASI-CRIMINAL					
			FELONY	MISDE- MEANOR	DUI	TOTAL CRIMINAL CASES	TOTAL * ALL CASES	CRIMINAL AS % OF ALL CASES	TRAFFIC	CONSER- VATION CASES	ORDIN- ANCE CASES	TOTAL OF QUASI- CRIMINAL	TOTAL * ALL CASES	QUASI-CRIM AS % OF ALL CASES
7th Circuit	SCOTT	New Filed	35	37	18	90	1,369	6.6	1,077	19	6	1,102	1,369	80.5
		Reinstated	0	0	0	0	0	0.0	0	0	0	0	0	0.0
		Disposed Of	21	34	17	72	1,235	5.8	1,033	17	5	1,055	1,235	85.4
		End Pending	36	36	12	84	1,183	7.1	573	8	3	584	1,183	49.4
7th Circuit	CIRCUIT TOTAL	New Filed	2,193	3,400	1,434	7,027	76,510	9.2	47,968	254	781	49,003	76,510	64.0
		Reinstated	16	2	2	20	48	41.7	7	0	0	7	48	14.6
		Disposed Of	2,203	3,361	1,415	6,979	77,395	9.0	47,626	246	800	48,672	77,395	62.9
		End Pending	2,143	4,110	1,841	8,094	88,376	9.2	37,703	292	1,059	39,054	88,376	44.2
8th Circuit	ADAMS	New Filed	724	515	161	1,400	12,763	11.0	6,098	86	1,296	7,480	12,763	58.6
		Reinstated	0	0	0	0	4	0.0	1	0	0	1	4	25.0
		Disposed Of	703	575	149	1,427	12,997	11.0	6,116	68	1,258	7,442	12,997	57.3
		End Pending	718	319	171	1,208	7,536	16.0	3,020	46	432	3,498	7,536	46.4
8th Circuit	BROWN	New Filed	21	46	19	86	1,293	6.7	899	24	2	925	1,293	71.5
		Reinstated	0	0	0	0	0	0.0	0	0	0	0	0	0.0
		Disposed Of	21	44	12	77	1,269	6.1	923	20	4	947	1,269	74.6
		End Pending	23	82	18	123	626	19.6	258	11	2	271	626	43.3
8th Circuit	CALHOUN	New Filed	29	55	5	89	670	13.3	412	48	6	466	670	69.6
		Reinstated	0	0	0	0	1	0.0	0	0	0	0	1	0.0
		Disposed Of	38	63	11	112	671	16.7	426	37	7	470	671	70.0
		End Pending	13	26	3	42	394	10.7	170	17	22	209	394	53.0
8th Circuit	CASS	New Filed	111	217	48	376	1,851	20.3	930	42	37	1,009	1,851	54.5
		Reinstated	0	0	0	0	5	0.0	0	0	0	0	5	0.0
		Disposed Of	99	198	35	332	1,829	18.2	949	44	25	1,018	1,829	55.7
		End Pending	140	81	52	273	1,185	23.0	430	9	37	476	1,185	40.2
8th Circuit	MASON	New Filed	167	197	43	407	3,778	10.8	2,628	32	76	2,736	3,778	72.4
		Reinstated	0	0	1	1	3	33.3	1	0	0	1	3	33.3
		Disposed Of	164	197	31	392	4,135	9.5	3,022	34	66	3,122	4,135	75.5
		End Pending	89	133	38	260	2,760	9.4	1,446	21	33	1,500	2,760	54.3
8th Circuit	MENARD	New Filed	61	70	32	163	1,318	12.4	777	12	5	794	1,318	60.2
		Reinstated	0	0	0	0	6	0.0	0	0	0	0	6	0.0
		Disposed Of	61	101	38	200	1,369	14.6	820	12	5	837	1,369	61.1
		End Pending	40	11	18	69	692	10.0	253	0	4	257	692	37.1
8th Circuit	PIKE	New Filed	110	221	64	395	4,331	9.1	3,056	53	18	3,127	4,331	72.2
		Reinstated	0	0	0	0	0	0.0	0	0	0	0	0	0.0
		Disposed Of	101	161	34	296	3,802	7.8	2,785	31	11	2,827	3,802	74.4
		End Pending	102	348	108	558	5,084	11.0	3,180	91	36	3,307	5,084	65.0

\* TOTAL OF ALL CASES IN ALL CATEGORIES: CIVIL; DOMESTIC RELATIONS; CRIMINAL; QUASI-CRIMINAL; AND JUVENILE

**CRIMINAL AND QUASI-CRIMINAL  
CASELOAD STATISTICS BY COUNTY  
CIRCUIT COURTS OF ILLINOIS  
CALENDAR YEAR 2015**

CIRCUIT	COUNTY		CRIMINAL						QUASI-CRIMINAL					
			FELONY	MISDE- MEANOR	DUI	TOTAL CRIMINAL CASES	TOTAL * ALL CASES	CRIMINAL AS % OF ALL CASES	TRAFFIC	CONSER- VATION CASES	ORDIN- ANCE CASES	TOTAL OF QUASI- CRIMINAL	TOTAL * ALL CASES	QUASI-CRIM AS % OF ALL CASES
8th Circuit	SCHUYLER	New Filed	24	71	26	121	2,352	5.1	1,785	33	2	1,820	2,352	77.4
		Reinstated	0	0	0	0	4	0.0	0	0	0	0	4	0.0
		Disposed Of End Pending	30 32	69 54	28 20	127 106	2,229 1,161	5.7 9.1	1,738 692	30 18	2	1,770 712	2,229 1,161	79.4 61.3
8th Circuit	CIRCUIT TOTAL	New Filed	1,247	1,392	398	3,037	28,356	10.7	16,585	330	1,442	18,357	28,356	64.7
		Reinstated	0	0	1	1	23	4.3	2	0	0	2	23	8.7
		Disposed Of End Pending	1,217 1,157	1,408 1,054	338 428	2,963 2,639	28,301 19,438	10.5 13.6	16,779 9,449	276 213	1,378 568	18,433 10,230	28,301 19,438	65.1 52.6
9th Circuit	FULTON	New Filed	231	403	135	769	5,854	13.1	3,224	61	206	3,491	5,854	59.6
		Reinstated	0	0	0	0	15	0.0	1	0	0	1	15	6.7
		Disposed Of End Pending	181 257	370 358	135 99	686 714	5,847 2,964	11.7 24.1	3,218 938	76 2	252 92	3,546 1,032	5,847 2,964	60.6 34.8
9th Circuit	HANCOCK	New Filed	105	234	87	426	2,768	15.4	1,575	47	6	1,628	2,768	58.8
		Reinstated	0	0	0	0	0	0.0	0	0	0	0	0	0.0
		Disposed Of End Pending	96 79	114 174	81 47	291 300	2,424 1,898	12.0 15.8	1,487 572	55 11	6 13	1,548 596	2,424 1,898	63.9 31.4
9th Circuit	HENDERSON	New Filed	98	119	147	364	2,458	14.8	1,692	21	123	1,836	2,458	74.7
		Reinstated	0	0	0	0	0	0.0	0	0	0	0	0	0.0
		Disposed Of End Pending	72 84	75 110	122 108	269 302	2,150 1,401	12.5 21.6	1,590 559	14 11	90 86	1,694 656	2,150 1,401	78.8 46.8
9th Circuit	KNOX	New Filed	590	832	177	1,599	10,004	16.0	5,165	38	576	5,779	10,004	57.8
		Reinstated	0	0	0	0	0	0.0	0	0	0	0	0	0.0
		Disposed Of End Pending	628 971	722 588	185 156	1,535 1,715	9,621 7,483	16.0 22.9	4,923 3,482	18 22	586 80	5,527 3,584	9,621 7,483	57.4 47.9
9th Circuit	MCDONOUGH	New Filed	378	650	189	1,217	7,173	17.0	3,876	15	597	4,488	7,173	62.6
		Reinstated	0	0	0	0	0	0.0	0	0	0	0	0	0.0
		Disposed Of End Pending	397 377	693 640	166 450	1,256 1,467	7,068 8,252	17.8 17.8	3,917 2,777	37 27	638 738	4,592 3,542	7,068 8,252	65.0 42.9
9th Circuit	WARREN	New Filed	104	182	40	326	2,379	13.7	1,142	2	251	1,395	2,379	58.6
		Reinstated	0	0	0	0	0	0.0	0	0	0	0	0	0.0
		Disposed Of End Pending	103 120	182 163	49 86	334 369	2,268 3,381	14.7 10.9	1,065 2,330	1 2	242 86	1,308 2,418	2,268 3,381	57.7 71.5
9th Circuit	CIRCUIT TOTAL	New Filed	1,506	2,420	775	4,701	30,636	15.3	16,674	184	1,759	18,617	30,636	60.8
		Reinstated	0	0	0	0	15	0.0	1	0	0	1	15	6.7
		Disposed Of End Pending	1,477 1,888	2,156 2,033	738 946	4,371 4,867	29,378 25,379	14.9 19.2	16,200 10,658	201 75	1,814 1,095	18,215 11,828	29,378 25,379	62.0 46.6

\* TOTAL OF ALL CASES IN ALL CATEGORIES: CIVIL; DOMESTIC RELATIONS; CRIMINAL; QUASI-CRIMINAL; AND JUVENILE

**CRIMINAL AND QUASI-CRIMINAL  
CASELOAD STATISTICS BY COUNTY  
CIRCUIT COURTS OF ILLINOIS  
CALENDAR YEAR 2015**

CIRCUIT	COUNTY	CRIMINAL										QUASI-CRIMINAL					
		FELONY	MISDEMEANOR	DUI	TOTAL CRIMINAL CASES	TOTAL * ALL CASES	CRIMINAL AS % OF ALL CASES	TRAFFIC	CONSERVATION CASES	ORDINANCE CASES	TOTAL OF QUASI-CRIMINAL	TOTAL * ALL CASES	QUASI-CRIM AS % OF ALL CASES				
10th.....	MARSHALL	New Filed	52	92	31	175	1,541	11.4	933	16	4	953	1,541	61.8			
		Reinstated	0	0	0	0	0	0.0	0	0	0	0	0	0.0			
		Disposed Of	50	98	22	170	1,445	11.8	870	15	6	891	1,445	61.7			
		End Pending	42	135	33	210	1,457	14.4	699	3	6	708	1,457	48.6			
10th.....	PEORIA	New Filed	898	2,448	658	4,004	40,660	9.8	23,274	104	2,482	25,860	40,660	63.6			
		Reinstated	2	0	0	2	2	100.0	0	0	0	0	2	0.0			
		Disposed Of	1,035	2,421	524	3,980	43,146	9.2	23,490	75	2,510	26,075	43,146	60.4			
		End Pending	541	703	912	2,156	37,017	5.8	20,302	240	3,127	23,669	37,017	63.9			
10th.....	PUTNAM	New Filed	19	106	19	144	922	15.6	540	70	2	612	922	66.4			
		Reinstated	0	0	0	0	4	0.0	1	0	0	1	4	25.0			
		Disposed Of	18	55	13	86	721	11.9	459	36	0	495	721	68.7			
		End Pending	20	104	15	139	594	23.4	204	56	3	263	594	44.3			
10th.....	STARK	New Filed	21	25	13	59	822	7.2	593	1	1	595	822	72.4			
		Reinstated	0	0	0	0	2	0.0	0	0	0	0	2	0.0			
		Disposed Of	15	26	7	48	866	5.5	597	1	1	599	866	69.2			
		End Pending	26	17	18	61	360	16.9	144	0	0	144	360	40.0			
10th.....	TAZEWELL	New Filed	618	919	664	2,201	36,250	6.1	27,332	73	1,360	28,765	36,250	79.4			
		Reinstated	1	1	0	2	25	8.0	0	0	0	0	25	0.0			
		Disposed Of	584	904	605	2,093	35,882	5.8	27,318	76	1,366	28,760	35,882	80.2			
		End Pending	321	233	534	1,088	12,311	8.8	5,114	4	147	5,265	12,311	42.8			
10th Circuit TOTAL	CIRCUIT TOTAL	New Filed	1,608	3,590	1,385	6,583	80,195	8.2	52,672	264	3,849	56,785	80,195	70.8			
		Reinstated	3	1	0	4	33	12.1	1	0	0	1	33	3.0			
		Disposed Of	1,702	3,504	1,171	6,377	82,060	7.8	52,734	203	3,883	56,820	82,060	69.2			
		End Pending	950	1,192	1,512	3,654	51,739	7.1	26,463	303	3,283	30,049	51,739	58.1			
11th.....	FORD	New Filed	115	142	54	311	2,471	12.6	1,603	4	37	1,644	2,471	66.5			
		Reinstated	0	0	0	0	1	0.0	0	0	0	0	1	0.0			
		Disposed Of	72	121	39	232	2,094	11.1	1,482	2	34	1,518	2,094	72.5			
		End Pending	138	128	62	328	3,802	8.6	2,177	10	34	2,221	3,802	58.4			
11th.....	LIVINGSTON	New Filed	399	514	149	1,062	6,926	15.3	4,065	15	81	4,161	6,926	60.1			
		Reinstated	5	0	0	5	101	5.0	95	0	0	95	101	94.1			
		Disposed Of	317	500	150	967	6,891	14.0	4,187	47	73	4,307	6,891	62.5			
		End Pending	291	228	93	612	6,693	9.1	4,073	6	424	4,503	6,693	67.3			
11th.....	LOGAN	New Filed	202	446	98	746	6,754	11.0	4,233	8	128	4,369	6,754	64.7			
		Reinstated	0	0	0	0	0	0.0	0	0	0	0	0	0.0			
		Disposed Of	201	426	71	698	6,525	10.7	4,282	9	138	4,429	6,525	67.9			
		End Pending	151	480	101	732	7,202	10.2	3,678	15	75	3,768	7,202	52.3			

\* TOTAL OF ALL CASES IN ALL CATEGORIES: CIVIL; DOMESTIC RELATIONS; CRIMINAL; QUASI-CRIMINAL; AND JUVENILE



**CRIMINAL AND QUASI-CRIMINAL  
CASELOAD STATISTICS BY COUNTY  
CIRCUIT COURTS OF ILLINOIS  
CALENDAR YEAR 2015**

CIRCUIT	COUNTY		CRIMINAL						QUASI-CRIMINAL					
			FELONY	MISDE- MEANOR	DUI	TOTAL CRIMINAL CASES	TOTAL * ALL CASES	CRIMINAL AS % OF ALL CASES	TRAFFIC	CONSER- VATION CASES	ORDIN- ANCE CASES	TOTAL OF QUASI- CRIMINAL	TOTAL * ALL CASES	QUASI-CRIM AS % OF ALL CASES
11th.....	MCLEAN	New Filed	1,506	2,186	806	4,498	38,250	11.8	24,643	24	1,429	26,096	38,250	68.2
		Reinstated	28	67	26	121	822	14.7	464	0	6	470	822	57.2
		Disposed Of	1,761	2,163	791	4,715	38,853	12.1	24,500	23	1,983	26,506	38,853	68.2
		End Pending	1,001	1,124	475	2,600	18,657	13.9	9,530	7	272	9,809	18,657	52.6
11th.....	WOODFORD	New Filed	188	397	119	704	5,078	13.9	3,400	24	22	3,446	5,078	67.9
		Reinstated	0	0	0	0	0	0.0	0	0	0	0	0	0.0
		Disposed Of	182	393	136	711	5,122	13.9	3,583	26	30	3,639	5,122	71.0
		End Pending	133	233	72	438	7,514	5.8	3,936	48	42	4,026	7,514	53.6
11th Circuit TOTAL	CIRCUIT TOTAL	New Filed	2,410	3,685	1,226	7,321	59,479	12.3	37,944	75	1,697	39,716	59,479	66.8
		Reinstated	33	67	26	126	924	13.6	559	0	6	565	924	61.1
		Disposed Of	2,533	3,603	1,187	7,323	59,485	12.3	38,034	107	2,258	40,399	59,485	67.9
		End Pending	1,714	2,193	803	4,710	43,868	10.7	23,394	86	847	24,327	43,868	55.5
12th.....	WILL	New Filed	2,869	3,470	1,832	8,171	137,637	5.9	97,835	201	4,724	102,760	137,637	74.7
		Reinstated	22	28	8	58	4,361	1.3	3,548	3	198	3,749	4,361	86.0
		Disposed Of	2,607	3,377	1,816	7,800	143,809	5.4	101,216	228	4,864	106,308	143,809	73.9
		End Pending	2,786	2,532	2,970	8,288	83,742	9.9	54,614	20	4,611	59,245	83,742	70.7
12th Circuit TOTAL	CIRCUIT TOTAL	New Filed	2,869	3,470	1,832	8,171	137,637	5.9	97,835	201	4,724	102,760	137,637	74.7
		Reinstated	22	28	8	58	4,361	1.3	3,548	3	198	3,749	4,361	86.0
		Disposed Of	2,607	3,377	1,816	7,800	143,809	5.4	101,216	228	4,864	106,308	143,809	73.9
		End Pending	2,786	2,532	2,970	8,288	83,742	9.9	54,614	20	4,611	59,245	83,742	70.7
13th.....	BUREAU	New Filed	128	356	78	562	4,341	12.9	2,305	120	56	2,481	4,341	57.2
		Reinstated	0	0	0	0	3	0.0	0	0	0	0	3	0.0
		Disposed Of	111	314	48	473	3,924	12.1	2,130	98	57	2,285	3,924	58.2
		End Pending	83	331	113	527	5,324	9.9	3,124	50	47	3,221	5,324	60.5
13th.....	GRUNDY	New Filed	261	695	275	1,231	12,688	9.7	9,089	73	186	9,348	12,688	73.7
		Reinstated	0	0	0	0	48	0.0	0	0	0	0	48	0.0
		Disposed Of	210	666	229	1,105	12,689	8.7	9,034	67	210	9,311	12,689	73.4
		End Pending	216	294	169	679	3,688	18.4	1,677	9	15	1,701	3,688	46.1
13th.....	LASALLE	New Filed	531	1,391	534	2,456	23,094	10.6	13,083	1,001	1,077	15,161	23,094	65.6
		Reinstated	30	40	18	88	610	14.4	272	5	76	353	610	57.9
		Disposed Of	565	1,454	490	2,509	23,143	10.8	12,798	1,023	1,126	14,947	23,143	64.6
		End Pending	283	427	335	1,045	10,850	9.6	6,939	69	150	7,158	10,850	66.0
13th Circuit TOTAL	CIRCUIT TOTAL	New Filed	920	2,442	887	4,249	40,123	10.6	24,477	1,194	1,319	26,990	40,123	67.3
		Reinstated	30	40	18	88	661	13.3	272	5	76	353	661	53.4
		Disposed Of	886	2,434	767	4,087	39,756	10.3	23,962	1,188	1,393	26,543	39,756	66.8
		End Pending	582	1,052	617	2,251	19,862	11.3	11,740	128	212	12,080	19,862	60.8

\* TOTAL OF ALL CASES IN ALL CATEGORIES: CIVIL; DOMESTIC RELATIONS; CRIMINAL; QUASI-CRIMINAL; AND JUVENILE

**CRIMINAL AND QUASI-CRIMINAL  
CASELOAD STATISTICS BY COUNTY  
CIRCUIT COURTS OF ILLINOIS  
CALENDAR YEAR 2015**

CIRCUIT	COUNTY		CRIMINAL						QUASI-CRIMINAL					
			FELONY	MISDEMEANOR	DUI	TOTAL CRIMINAL CASES	TOTAL * ALL CASES	CRIMINAL AS % OF ALL CASES	TRAFFIC	CONSERVATION CASES	ORDINANCE CASES	TOTAL OF QUASI-CRIMINAL	TOTAL * ALL CASES	QUASI-CRIM AS % OF ALL CASES
14th.....	HENRY	New Filed	377	564	271	1,212	9,841	12.3	6,206	27	454	6,687	9,841	68.0
		Reinstated	0	0	2	2	5	40.0	2	0	0	2	5	40.0
		Disposed Of End Pending	348 466	505 617	285 330	1,138 1,413	9,216 9,862	12.3 14.3	5,785 6,443	19 10	449 89	6,253 6,542	9,216 9,862	67.8 66.3
14th.....	MERCER	New Filed	113	121	51	285	2,313	12.3	1,315	15	187	1,517	2,313	65.6
		Reinstated	0	0	0	0	0	0.0	0	0	0	0	0	0.0
		Disposed Of End Pending	96 82	124 95	47 30	267 207	2,118 2,499	12.6 8.3	1,269 272	19 6	173 111	1,461 389	2,118 2,499	69.0 15.6
14th.....	ROCK ISLAND	New Filed	1,002	1,780	794	3,576	31,333	11.4	18,801	98	755	19,654	31,333	62.7
		Reinstated	2	0	0	2	9	22.2	0	0	0	0	9	0.0
		Disposed Of End Pending	776 806	1,618 1,900	761 798	3,155 3,504	28,709 34,821	11.0 10.1	17,626 19,473	92 66	755 1,791	18,473 21,330	28,709 34,821	64.3 61.3
14th.....	WHITESIDE	New Filed	414	468	282	1,164	12,243	9.5	7,658	57	149	7,864	12,243	64.2
		Reinstated	4	0	1	5	16	31.3	1	0	0	1	16	6.3
		Disposed Of End Pending	414 457	454 413	223 241	1,091 1,111	11,853 9,325	9.2 11.9	7,380 6,129	62 21	99 152	7,541 6,302	11,853 9,325	63.6 67.6
14th Circuit	CIRCUIT TOTAL	New Filed	1,906	2,933	1,398	6,237	55,730	11.2	33,980	197	1,545	35,722	55,730	64.1
		Reinstated	6	0	3	9	30	30.0	3	0	0	3	30	10.0
		Disposed Of End Pending	1,634 1,811	2,701 3,025	1,316 1,399	5,651 6,235	51,896 56,507	10.9 11.0	32,060 32,317	192 103	1,476 2,143	33,728 34,563	51,896 56,507	65.0 61.2
15th.....	CARROLL	New Filed	90	301	91	482	2,899	16.6	1,774	134	39	1,947	2,899	67.2
		Reinstated	0	0	0	0	2	0.0	0	0	0	0	2	0.0
		Disposed Of End Pending	100 67	275 326	103 81	478 474	2,808 1,873	17.0 25.3	1,761 853	96 86	43 10	1,900 949	2,808 1,873	67.7 50.7
15th.....	JO DAVIESS	New Filed	46	193	81	320	3,772	8.5	2,426	73	256	2,755	3,772	73.0
		Reinstated	0	0	0	0	0	0.0	0	0	0	0	0	0.0
		Disposed Of End Pending	44 28	179 82	74 44	297 154	3,309 2,380	9.0 6.5	2,081 1,651	47 24	239 70	2,367 1,745	3,309 2,380	71.5 73.3
15th.....	LEE	New Filed	282	265	150	697	8,991	7.8	6,344	40	131	6,515	8,991	72.5
		Reinstated	3	1	1	5	14	35.7	0	0	0	0	14	0.0
		Disposed Of End Pending	247 328	277 237	126 153	650 718	8,590 4,690	7.6 15.3	6,020 2,473	27 21	148 31	6,195 2,525	8,590 4,690	72.1 53.8
15th.....	OGLE	New Filed	225	516	186	927	10,007	9.3	7,173	136	113	7,422	10,007	74.2
		Reinstated	0	0	0	0	0	0.0	0	0	0	0	0	0.0
		Disposed Of End Pending	203 298	530 803	176 250	909 1,351	9,974 9,673	9.1 14.0	7,102 6,831	93 126	114 128	7,309 7,085	9,974 9,673	73.3 73.2

\* TOTAL OF ALL CASES IN ALL CATEGORIES: CIVIL; DOMESTIC RELATIONS; CRIMINAL; QUASI-CRIMINAL; AND JUVENILE

**CRIMINAL AND QUASI-CRIMINAL  
CASELOAD STATISTICS BY COUNTY  
CIRCUIT COURTS OF ILLINOIS  
CALENDAR YEAR 2015**

CIRCUIT	COUNTY		CRIMINAL						QUASI-CRIMINAL					
			FELONY	MISDE- MEANOR	DUI	TOTAL CRIMINAL CASES	TOTAL * ALL CASES	CRIMINAL AS % OF ALL CASES	TRAFFIC	CONSER- VATION CASES	ORDIN- ANCE CASES	TOTAL OF QUASI- CRIMINAL	TOTAL * ALL CASES	QUASI-CRIM AS % OF ALL CASES
15th.....	STEPHENSON	New Filed	281	976	106	1,363	9,332	14.6	5,777	25	407	6,209	9,332	66.5
		Reinstated	0	0	0	0	0	0.0	0	0	0	0	0	0.0
		Disposed Of End Pending	279 248	863 540	99 90	1,241 878	9,052 5,644	13.7 15.6	5,649 3,181	12 18	412 193	6,073 3,392	9,052 5,644	67.1 60.1
15th Circuit	CIRCUIT TOTAL	New Filed	924	2,251	614	3,789	35,001	10.8	23,494	408	946	24,848	35,001	71.0
		Reinstated	3	1	1	5	16	31.3	0	0	0	0	16	0.0
		Disposed Of End Pending	873 969	2,124 1,988	578 618	3,575 3,575	33,733 24,260	10.6 14.7	22,613 14,989	275 275	956 432	23,844 15,696	33,733 24,260	70.7 64.7
16th.....	KANE	New Filed	2,201	4,854	1,306	8,361	93,970	8.9	65,798	129	2,960	68,887	93,970	73.3
		Reinstated	96	147	53	296	825	35.9	355	0	22	377	825	45.7
		Disposed Of End Pending	2,454 3,291	5,848 3,308	1,512 1,864	9,814 8,463	95,181 56,764	10.3 14.9	66,153 13,591	119 16	3,326 5,089	69,598 18,696	95,181 56,764	73.1 32.9
16th Circuit	CIRCUIT TOTAL	New Filed	2,201	4,854	1,306	8,361	93,970	8.9	65,798	129	2,960	68,887	93,970	73.3
		Reinstated	96	147	53	296	825	35.9	355	0	22	377	825	45.7
		Disposed Of End Pending	2,454 3,291	5,848 3,308	1,512 1,864	9,814 8,463	95,181 56,764	10.3 14.9	66,153 13,591	119 16	3,326 5,089	69,598 18,696	95,181 56,764	73.1 32.9
17th.....	BOONE	New Filed	292	1,187	342	1,821	17,102	10.6	12,884	17	344	13,245	17,102	77.4
		Reinstated	0	0	0	0	5	0.0	0	0	0	0	5	0.0
		Disposed Of End Pending	305 489	1,285 1,330	327 582	1,917 2,401	17,603 15,716	10.9 15.3	13,428 12,141	28 8	304 118	13,760 12,267	17,603 15,716	78.2 78.1
17th.....	WINNEBAGO	New Filed	2,989	3,896	1,326	8,211	64,487	12.7	39,064	212	639	39,915	64,487	61.9
		Reinstated	5	2	0	7	132	5.3	0	0	0	0	132	0.0
		Disposed Of End Pending	2,965 3,556	3,987 7,115	1,337 2,090	8,289 12,761	62,308 79,163	13.3 16.1	37,364 38,683	171 158	670 499	38,205 39,340	62,308 79,163	61.3 49.7
17th Circuit	CIRCUIT TOTAL	New Filed	3,281	5,083	1,668	10,032	81,589	12.3	51,948	229	983	53,160	81,589	65.2
		Reinstated	5	2	0	7	137	5.1	0	0	0	0	137	0.0
		Disposed Of End Pending	3,270 4,045	5,272 8,445	1,664 2,672	10,206 15,162	79,911 94,879	12.8 16.0	50,792 50,824	199 166	974 617	51,965 51,607	79,911 94,879	65.0 54.4
18th.....	DUPAGE	New Filed	2,459	6,095	5,561	14,115	198,184	7.1	150,625	1,136	7,151	158,912	198,184	80.2
		Reinstated	476	1,298	538	2,312	11,262	20.5	7,712	12	477	8,201	11,262	72.8
		Disposed Of End Pending	2,775 1,789	7,148 3,223	6,077 3,610	16,000 8,622	211,437 55,685	7.6 15.5	160,650 28,447	1,122 142	7,595 3,307	169,367 31,896	211,437 55,685	80.1 57.3
18th Circuit	CIRCUIT TOTAL	New Filed	2,459	6,095	5,561	14,115	198,184	7.1	150,625	1,136	7,151	158,912	198,184	80.2
		Reinstated	476	1,298	538	2,312	11,262	20.5	7,712	12	477	8,201	11,262	72.8
		Disposed Of End Pending	2,775 1,789	7,148 3,223	6,077 3,610	16,000 8,622	211,437 55,685	7.6 15.5	160,650 28,447	1,122 142	7,595 3,307	169,367 31,896	211,437 55,685	80.1 57.3
18th Circuit	CIRCUIT TOTAL	New Filed	2,459	6,095	5,561	14,115	198,184	7.1	150,625	1,136	7,151	158,912	198,184	80.2
		Reinstated	476	1,298	538	2,312	11,262	20.5	7,712	12	477	8,201	11,262	72.8
		Disposed Of End Pending	2,775 1,789	7,148 3,223	6,077 3,610	16,000 8,622	211,437 55,685	7.6 15.5	160,650 28,447	1,122 142	7,595 3,307	169,367 31,896	211,437 55,685	80.1 57.3

\* TOTAL OF ALL CASES IN ALL CATEGORIES: CIVIL; DOMESTIC RELATIONS; CRIMINAL; QUASI-CRIMINAL; AND JUVENILE

**CRIMINAL AND QUASI-CRIMINAL  
CASELOAD STATISTICS BY COUNTY  
CIRCUIT COURTS OF ILLINOIS  
CALENDAR YEAR 2015**

CIRCUIT	COUNTY		CRIMINAL										QUASI-CRIMINAL					
			FELONY	MISDE- MEANOR	DUI	TOTAL CRIMINAL CASES	TOTAL * ALL CASES	CRIMINAL AS % OF ALL CASES	TRAFFIC	CONSER- VATION CASES	ORDIN- ANCE CASES	TOTAL OF QUASI- CRIMINAL	TOTAL * ALL CASES	QUASI-CRIM AS % OF ALL CASES				
19th.....	LAKE	New Filed	3,362	4,850	2,707	10,919	149,127	7.3	108,916	756	4,692	114,364	149,127	76.7				
		Reinstated	351	347	92	790	5,134	15.4	3,489	2	82	3,573	5,134	69.6				
		Disposed Of	2,592	6,088	2,787	11,467	156,097	7.3	113,702	795	4,809	119,306	156,097	76.4				
		End Pending	1,769	1,722	1,285	4,776	41,345	11.6	19,898	84	1,225	21,207	41,345	51.3				
19th Circuit	CIRCUIT TOTAL	New Filed	3,362	4,850	2,707	10,919	149,127	7.3	108,916	756	4,692	114,364	149,127	76.7				
		Reinstated	351	347	92	790	5,134	15.4	3,489	2	82	3,573	5,134	69.6				
		Disposed Of	2,592	6,088	2,787	11,467	156,097	7.3	113,702	795	4,809	119,306	156,097	76.4				
		End Pending	1,769	1,722	1,285	4,776	41,345	11.6	19,898	84	1,225	21,207	41,345	51.3				
20th.....	MONROE	New Filed	149	321	112	582	4,549	12.8	3,009	25	43	3,077	4,549	67.6				
		Reinstated	0	0	0	0	3	0.0	0	0	0	0	3	0.0				
		Disposed Of	134	318	114	566	4,482	12.6	2,898	36	59	2,993	4,482	66.8				
		End Pending	118	199	84	401	4,326	9.3	3,107	8	91	3,206	4,326	74.1				
20th.....	PERRY	New Filed	177	274	75	526	3,566	14.8	1,919	37	394	2,350	3,566	65.9				
		Reinstated	0	0	0	0	0	0.0	0	0	0	0	0	0.0				
		Disposed Of	142	265	69	476	3,370	14.1	1,923	39	382	2,344	3,370	69.6				
		End Pending	119	100	49	268	2,952	9.1	989	27	135	1,151	2,952	39.0				
20th.....	RANDOLPH	New Filed	220	340	63	623	5,044	12.4	2,463	69	378	2,910	5,044	57.7				
		Reinstated	0	0	0	0	1	0.0	1	0	0	1	1	100.0				
		Disposed Of	146	280	47	473	4,931	9.6	2,499	58	358	2,915	4,931	59.1				
		End Pending	189	169	56	414	3,113	13.3	731	18	134	883	3,113	28.4				
20th.....	ST. CLAIR	New Filed	1,545	6,928	1,232	9,705	75,612	12.8	46,680	203	5,136	52,019	75,612	68.8				
		Reinstated	235	0	0	235	235	100.0	0	0	0	0	235	0.0				
		Disposed Of	2,000	9,293	1,052	12,345	91,247	13.5	57,419	235	6,215	63,869	91,247	70.0				
		End Pending	1,103	10,687	2,169	13,959	69,686	20.0	40,311	80	7,035	47,426	69,686	68.1				
20th.....	WASHINGTON	New Filed	86	158	47	291	2,812	10.3	2,003	22	34	2,059	2,812	73.2				
		Reinstated	0	0	0	0	0	0.0	0	0	0	0	0	0.0				
		Disposed Of	69	145	43	257	2,750	9.3	1,901	22	33	1,956	2,750	71.1				
		End Pending	65	101	42	208	2,533	8.2	1,622	7	12	1,641	2,533	64.8				
20th Circuit	CIRCUIT TOTAL	New Filed	2,177	8,021	1,529	11,727	91,583	12.8	56,074	356	5,985	62,415	91,583	68.2				
		Reinstated	235	0	0	235	239	98.3	1	0	0	1	239	0.4				
		Disposed Of	2,491	10,301	1,325	14,117	106,780	13.2	66,640	390	7,047	74,077	106,780	69.4				
		End Pending	1,594	11,256	2,400	15,250	82,610	18.5	46,760	140	7,407	54,307	82,610	65.7				
21st.....	IROQUOIS	New Filed	163	314	82	559	6,699	8.3	4,501	32	413	4,946	6,699	73.8				
		Reinstated	0	0	0	0	0	0.0	0	0	0	0	0	0.0				
		Disposed Of	129	284	59	472	6,098	7.7	4,178	31	400	4,609	6,098	75.6				
		End Pending	205	483	168	856	12,140	7.1	8,542	46	435	9,023	12,140	74.3				

\* TOTAL OF ALL CASES IN ALL CATEGORIES: CIVIL; DOMESTIC RELATIONS; CRIMINAL; QUASI-CRIMINAL; AND JUVENILE

**CRIMINAL AND QUASI-CRIMINAL  
CASELOAD STATISTICS BY COUNTY  
CIRCUIT COURTS OF ILLINOIS  
CALENDAR YEAR 2015**

CIRCUIT	COUNTY		CRIMINAL						QUASI-CRIMINAL					
			FELONY	MISDE- MEANOR	DUI	TOTAL CRIMINAL CASES	TOTAL * ALL CASES	CRIMINAL AS % OF ALL CASES	TRAFFIC	CONSER- VATION CASES	ORDIN- ANCE CASES	TOTAL OF QUASI- CRIMINAL	TOTAL * ALL CASES	QUASI-CRIM AS % OF ALL CASES
21st.....	KANKAKEE	New Filed	632	1,126	375	2,133	21,676	9.8	13,035	379	485	13,899	21,676	64.1
		Renstated	0	0	0	0	0	0.0	0	0	0	0	0	0.0
		Disposed Of	658	1,186	391	2,235	22,798	9.8	13,366	407	466	14,239	22,798	62.5
		End Pending	708	4,150	1,167	6,025	44,530	13.5	22,022	172	495	22,689	44,530	51.0
21st Circuit TOTAL	CIRCUIT TOTAL	New Filed	795	1,440	457	2,692	28,375	9.5	17,536	411	898	18,845	28,375	66.4
		Renstated	0	0	0	0	0	0.0	0	0	0	0	0	0.0
		Disposed Of	787	1,470	450	2,707	28,896	9.4	17,544	438	866	18,848	28,896	65.2
		End Pending	913	4,633	1,335	6,881	56,670	12.1	30,564	218	930	31,712	56,670	56.0
22nd.....	MCHENRY	New Filed	1,121	2,327	979	4,427	59,374	7.5	42,524	332	2,417	45,273	59,374	76.3
		Renstated	37	87	48	172	2,116	8.1	1,351	13	45	1,409	2,116	66.6
		Disposed Of	1,080	2,551	1,103	4,734	62,049	7.6	44,016	340	2,402	46,758	62,049	75.4
		End Pending	957	1,241	769	2,967	17,260	17.2	8,784	46	623	9,453	17,260	54.8
22nd Circuit TOTAL	CIRCUIT TOTAL	New Filed	1,121	2,327	979	4,427	59,374	7.5	42,524	332	2,417	45,273	59,374	76.3
		Renstated	37	87	48	172	2,116	8.1	1,351	13	45	1,409	2,116	66.6
		Disposed Of	1,080	2,551	1,103	4,734	62,049	7.6	44,016	340	2,402	46,758	62,049	75.4
		End Pending	957	1,241	769	2,967	17,260	17.2	8,784	46	623	9,453	17,260	54.8
23rd.....	DEKALB	New Filed	876	1,516	563	2,955	23,145	12.8	15,169	42	1,157	16,368	23,145	70.7
		Renstated	74	99	26	199	1,135	17.5	793	0	141	934	1,135	82.3
		Disposed Of	946	1,879	597	3,422	24,718	13.8	16,009	27	1,200	17,236	24,718	69.7
		End Pending	1,152	1,471	557	3,180	13,513	23.5	7,344	29	316	7,689	13,513	56.9
23rd Circuit TOTAL	KENDALL	New Filed	410	1,070	249	1,729	15,054	11.5	9,211	29	17	9,257	15,054	61.5
		Renstated	0	1	1	2	185	1.1	12	0	5	17	185	9.2
		Disposed Of	390	1,042	248	1,680	15,668	10.7	9,473	29	22	9,524	15,668	60.8
		End Pending	471	946	306	1,723	8,105	21.3	3,719	1	1	3,721	8,105	45.9
23rd Circuit TOTAL	CIRCUIT TOTAL	New Filed	1,286	2,586	812	4,684	38,199	12.3	24,380	71	1,174	25,625	38,199	67.1
		Renstated	74	100	27	201	1,320	15.2	805	0	146	951	1,320	72.0
		Disposed Of	1,336	2,921	845	5,102	40,386	12.6	25,482	56	1,222	26,760	40,386	66.3
		End Pending	1,623	2,417	863	4,903	21,618	22.7	11,063	30	317	11,410	21,618	52.8
Downstate TOTAL	DOWNSTATE TOTAL	New Filed	47,357	80,576	30,602	158,535	1,624,816	9.8	1,082,660	8,483	54,726	1,145,869	1,624,816	70.5
		Renstated	2,461	2,166	843	5,470	29,149	18.8	18,431	35	1,079	19,545	29,149	67.1
		Disposed Of	46,105	85,326	30,900	162,331	1,655,170	9.8	1,104,200	8,318	58,621	1,171,139	1,655,170	70.8
		End Pending	43,688	74,712	31,759	150,159	1,232,283	12.2	644,397	3,735	44,515	692,647	1,232,283	56.2
Cook	COOK	New Filed	29,589	122,379	10,150	162,118	1,082,598	15.0	627,703	607	10,261	638,571	1,082,598	59.0
		Renstated	69	0	0	69	19,952	0.3	0	0	0	0	19,952	0.0
		Disposed Of	30,913	124,321	9,014	164,248	1,053,244	15.6	584,887	620	8,773	594,280	1,053,244	56.4
		End Pending	24,391	16,557	15,112	56,060	1,158,072	4.8	582,312	4,968	11,580	598,860	1,158,072	51.7
STATE TOTAL	STATE TOTAL	New Filed	76,946	202,955	40,752	320,653	2,707,414	11.8	1,710,363	9,090	64,987	1,784,440	2,707,414	65.9
		Renstated	2,530	2,166	843	5,539	49,101	11.3	18,431	35	1,079	19,545	49,101	39.8
		Disposed Of	77,018	209,647	39,914	326,579	2,708,414	12.1	1,689,087	8,938	67,394	1,765,419	2,708,414	65.2
		End Pending	68,079	91,269	46,871	206,219	2,390,355	8.6	1,226,709	8,703	56,095	1,291,507	2,390,355	54.0

\* TOTAL OF ALL CASES IN ALL CATEGORIES: CIVIL; DOMESTIC RELATIONS; CRIMINAL; QUASI-CRIMINAL; AND JUVENILE

**JUVENILE CASELOAD STATISTICS BY COUNTY  
CIRCUIT COURTS OF ILLINOIS  
CALENDAR YEAR 2015**

CIRCUIT	COUNTY	ABUSE & NEGLECT	DELIN- QUENT	OTHER **	TOTAL JUVENILE	TOTAL * ALL CASES	JUVENILE AS % OF ALL CASES	CIRCUIT	COUNTY	ABUSE & NEGLECT	DELIN- QUENT	OTHER **	TOTAL JUVENILE	TOTAL * ALL CASES	JUVENILE AS % OF ALL CASES		
1st .....	ALEXANDER	New Filed Reinstated Disposed Of End Pending	3 0 5 60	12 0 0 141	8 0 0 211	23 0 5 412	0.3 0.0 0.1 1.2	1st Circuit	CIRCUIT	New Filed Reinstated Disposed Of End Pending	187 0 236 648	20 0 24 356	493 0 518 1,635	74,349 85 70,601 129,527	0.7 0.0 0.7 1.3		
	1st .....	JACKSON	New Filed Reinstated Disposed Of End Pending	31 0 31 52	65 0 71 19	5 0 4 9	101 0 106 80	0.8 0.0 0.8 2.1	2nd .....	CRAWFORD	New Filed Reinstated Disposed Of End Pending	8 0 16 55	0 0 0 2	46 0 49 213	2,999 3 2,929 2,784	1.5 0.0 1.7 7.7	
		1st .....	JOHNSON	New Filed Reinstated Disposed Of End Pending	5 0 4 9	11 0 8 4	0 0 0 0	16 0 12 13	0.4 0.0 0.3 0.2	2nd .....	EDWARDS	New Filed Reinstated Disposed Of End Pending	5 0 6 3	9 0 7 0	14 0 13 9	992 1 956 572	1.4 0.0 1.4 1.6
			1st .....	MASSAC	New Filed Reinstated Disposed Of End Pending	13 0 9 54	15 0 20 40	0 0 0 7	28 0 29 101	0.5 0.0 0.6 2.5	2nd .....	FRANKLIN	New Filed Reinstated Disposed Of End Pending	48 0 1 189	8 0 2 29	119 0 3 440	7,675 0 7,139 9,651
1st .....	POPE	New Filed Reinstated Disposed Of End Pending	2 0 0 4	4 0 0 10	0 0 0 0	6 0 0 14	0.6 0.0 0.0 2.3	2nd .....	GALLATIN	New Filed Reinstated Disposed Of End Pending	8 0 6 21	0 0 0 0	19 0 16 32	1,640 0 1,533 1,205	1.2 0.0 1.0 2.7		
	1st .....	PULASKI	New Filed Reinstated Disposed Of End Pending	3 0 0 108	23 0 0 174	0 0 0 55	26 0 0 337	0.2 0.0 0.0 0.6	2nd .....	HAMILTON	New Filed Reinstated Disposed Of End Pending	9 0 4 25	0 0 0 0	27 0 5 51	1,363 0 1,395 705	2.0 0.0 0.4 7.2	
		1st .....	SALINE	New Filed Reinstated Disposed Of End Pending	36 85 119	95 67 68	2 0 1 10	133 0 153 197	2.8 0.0 3.5 4.8	2nd .....	HARDIN	New Filed Reinstated Disposed Of End Pending	2 0 3 6	0 0 3 5	4 0 7 11	939 0 1,115 797	0.4 0.0 0.6 1.4
			1st .....	UNION	New Filed Reinstated Disposed Of End Pending	23 0 18 94	27 0 34 164	0 0 4 43	50 0 56 301	1.0 0.0 1.2 5.5	2nd .....	JEFFERSON	New Filed Reinstated Disposed Of End Pending	90 0 85 168	22 0 16 92	199 0 148 442	8,616 9 8,443 10,104
1st .....	WILLIAMSON	New Filed Reinstated Disposed Of End Pending	71 0 89 148	34 0 53 11	5 0 15 21	110 0 157 180	0.6 0.0 0.9 2.0	2nd .....	LAWRENCE	New Filed Reinstated Disposed Of End Pending	9 0 14 100	16 0 5 46	25 0 19 147	1,698 0 1,681 2,759	1.5 0.0 1.1 5.3		

\* TOTAL OF ALL CASES IN ALL CATEGORIES: CIVIL; DOMESTIC RELATIONS; CRIMINAL; QUASI-CRIMINAL; AND JUVENILE

\*\* INCLUDES ADDICTED MINORS, MINORS REQUIRING AUTHORITATIVE INTERVENTION, AND TRUANTS.

**JUVENILE CASELOAD STATISTICS BY COUNTY  
CIRCUIT COURTS OF ILLINOIS  
CALENDAR YEAR 2015**

CIRCUIT	COUNTY	ABUSE & NEGLECT	DELIN- QUENT	OTHER **	TOTAL JUVENILE	TOTAL * ALL CASES	JUVENILE AS % OF ALL CASES	CIRCUIT	COUNTY	ABUSE & NEGLECT	DELIN- QUENT	OTHER **	TOTAL JUVENILE	TOTAL * ALL CASES	JUVENILE AS % OF ALL CASES
2nd .....	RICHLAND	New Filed Reinstated Disposed Of End Pending	58 0 48 41	0 0 0 0	78 0 60 79	2,920 0 3,222 1,868	2.7 0.0 1.9 4.2	4th .....	CLAY	New Filed Reinstated Disposed Of End Pending	16 0 23 18	7 0 7 10	42 0 55 40	1,808 0 1,814 768	2.3 0.0 3.0 5.2
2nd .....	WABASH	New Filed Reinstated Disposed Of End Pending	44 0 56 20	0 0 0 2	65 0 80 83	2,240 0 2,208 1,782	2.9 0.0 3.6 4.7	4th .....	CLINTON	New Filed Reinstated Disposed Of End Pending	15 0 15 53	1 0 2 6	80 0 99 76	4,647 0 4,355 2,889	1.7 0.0 2.3 2.6
2nd .....	WAYNE	New Filed Reinstated Disposed Of End Pending	28 0 8 139	0 0 0 0	48 0 20 212	3,096 0 2,891 6,282	1.6 0.0 0.7 3.4	4th .....	EFFINGHAM	New Filed Reinstated Disposed Of End Pending	12 0 18 138	0 0 0 4	110 0 145 444	7,879 53 7,445 9,388	1.4 0.0 1.9 4.7
2nd .....	WHITE	New Filed Reinstated Disposed Of End Pending	64 0 67 50	2 0 0 2	77 0 85 70	3,885 0 3,788 6,619	2.0 0.0 2.2 1.1	4th .....	FAYETTE	New Filed Reinstated Disposed Of End Pending	22 0 19 12	1 0 1 0	78 0 62 57	7,443 0 6,860 4,035	1.0 0.0 0.9 1.4
2nd Circuit	CIRCUIT TOTAL	New Filed Reinstated Disposed Of End Pending	438 0 285 904	32 0 18 128	721 0 505 1,789	38,063 13 37,300 45,128	1.9 0.0 1.4 4.0	4th .....	JASPER	New Filed Reinstated Disposed Of End Pending	8 0 6 14	0 0 0 0	28 0 22 20	1,728 0 1,607 882	1.6 0.0 1.4 2.3
3rd .....	BOND	New Filed Reinstated Disposed Of End Pending	16 0 19 321	2 0 0 44	28 0 19 474	8,609 0 7,788 9,986	0.3 0.0 0.2 4.7	4th .....	MARION	New Filed Reinstated Disposed Of End Pending	64 0 67 112	10 0 9 20	119 0 132 166	8,151 12 7,726 5,343	1.5 0.0 1.7 3.1
3rd .....	MADISON	New Filed Reinstated Disposed Of End Pending	396 0 387 166	30 0 19 29	724 0 660 356	71,103 851 69,446 52,630	1.0 0.0 1.0 0.7	4th .....	MONTGOMERY	New Filed Reinstated Disposed Of End Pending	13 0 16 106	0 0 0 0	89 0 81 244	8,901 0 8,564 6,511	1.0 0.0 0.9 3.7
3rd Circuit	CIRCUIT TOTAL	New Filed Reinstated Disposed Of End Pending	412 0 406 487	32 0 19 73	752 0 679 830	79,712 851 77,234 62,616	0.9 0.0 0.9 1.3	4th .....	SHELBY	New Filed Reinstated Disposed Of End Pending	14 0 10 41	0 0 0 0	61 0 47 70	2,313 0 1,971 2,902	2.6 0.0 2.4 2.4
4th .....	CHRISTIAN	New Filed Reinstated Disposed Of End Pending	56 0 74 30	0 0 2 2	78 0 88 86	5,533 10 5,268 4,415	1.4 0.0 1.7 1.9	4th Circuit	CIRCUIT TOTAL	New Filed Reinstated Disposed Of End Pending	189 0 186 548	19 0 21 42	685 0 731 1,203	48,403 75 45,610 37,133	1.4 0.0 1.6 3.2

\* TOTAL OF ALL CASES IN ALL CATEGORIES: CIVIL, DOMESTIC RELATIONS; CRIMINAL, QUASI-CRIMINAL; AND JUVENILE  
\*\* INCLUDES ADDICTED MINORS, MINORS REQUIRING AUTHORITATIVE INTERVENTION, AND TRUANTS.

**JUVENILE CASELOAD STATISTICS BY COUNTY  
CIRCUIT COURTS OF ILLINOIS  
CALENDAR YEAR 2015**

CIRCUIT	COUNTY	ABUSE & NEGLECT	DELIN- QUENT	OTHER **	TOTAL JUVENILE	TOTAL * ALL CASES	JUVENILE AS % OF ALL CASES	CIRCUIT	COUNTY	ABUSE & NEGLECT	DELIN- QUENT	OTHER **	TOTAL JUVENILE	TOTAL * ALL CASES	JUVENILE AS % OF ALL CASES
5th .....	CLARK	New Filed Reinstated Disposed Of End Pending	31 0 14 65	0 0 0 0	33 0 14 94	2,350 0 1,843 3,843	1.4 0.0 0.8 2.4	6th .....	MACON	New Filed Reinstated Disposed Of End Pending	224 0 235 459	1 0 4 7	387 0 433 898	24,700 8 25,405 18,624	1.6 0.0 1.7 4.8
5th .....	COLES	New Filed Reinstated Disposed Of End Pending	107 0 1 308	12 0 0 27	176 0 1 509	10,465 3 8,836 16,813	1.7 0.0 0.0 3.0	6th .....	MOULTRIE	New Filed Reinstated Disposed Of End Pending	8 0 6 27	0 0 1 0	29 0 35 39	2,532 10 2,579 795	1.1 0.0 1.4 4.9
5th .....	CUMBERLAND	New Filed Reinstated Disposed Of End Pending	20 0 9 114	0 0 0 14	21 0 10 171	1,888 0 1,697 4,831	1.1 0.0 0.6 3.5	6th .....	PIATT	New Filed Reinstated Disposed Of End Pending	16 0 5 9	0 0 0 1	30 0 18 35	3,566 0 3,219 2,795	0.8 0.0 0.6 1.3
5th .....	EDGAR	New Filed Reinstated Disposed Of End Pending	63 0 63 74	0 0 0 0	68 0 87 79	2,293 0 2,078 3,015	3.0 0.0 4.2 2.6	6th Circuit	CIRCUIT TOTAL	New Filed Reinstated Disposed Of End Pending	268 1 211 1,086	24 1 12 146	883 44 813 2,416	67,626 977 68,434 67,122	1.3 4.5 1.2 3.6
5th .....	VERMILION	New Filed Reinstated Disposed Of End Pending	269 0 65 1,068	29 0 1 201	419 0 114 1,706	15,599 1 14,987 22,253	2.7 0.0 0.8 7.7	7th .....	GREENE	New Filed Reinstated Disposed Of End Pending	7 0 5 13	0 0 0 0	17 0 18 22	2,332 0 2,226 833	0.7 0.0 0.8 2.6
5th Circuit	CIRCUIT TOTAL	New Filed Reinstated Disposed Of End Pending	490 0 151 1,629	41 0 1 242	717 0 226 2,559	32,595 4 29,441 50,755	2.2 0.0 0.8 5.0	7th .....	JERSEY	New Filed Reinstated Disposed Of End Pending	31 0 18 43	2 0 0 5	72 0 64 74	4,733 0 4,650 2,403	1.5 0.0 1.4 3.1
6th .....	CHAMPAIGN	New Filed Reinstated Disposed Of End Pending	269 1 298 509	10 1 2 119	342 44 303 1,218	30,729 945 30,631 38,041	1.1 4.7 1.0 3.2	7th .....	MACOUPIN	New Filed Reinstated Disposed Of End Pending	22 0 42 154	3 0 0 70	68 0 97 399	9,210 3 8,482 10,021	0.7 0.0 1.1 4.0
6th .....	DEWITT	New Filed Reinstated Disposed Of End Pending	47 0 0 172	0 0 0 10	62 0 0 208	3,118 0 2,564 3,867	2.0 0.0 0.0 5.4	7th .....	MORGAN	New Filed Reinstated Disposed Of End Pending	23 0 16 12	3 0 1 1	45 0 27 24	5,641 7 5,470 2,440	0.8 0.0 0.5 1.0
6th .....	DOUGLAS	New Filed Reinstated Disposed Of End Pending	16 0 16 8	13 0 5 9	33 0 24 18	2,981 14 4,036 3,000	1.1 0.0 0.6 0.6	7th .....	SANGAMON	New Filed Reinstated Disposed Of End Pending	232 0 152 1,136	18 0 15 96	421 0 336 1,555	53,225 9 55,332 71,496	0.8 0.0 0.6 2.2

\* TOTAL OF ALL CASES IN ALL CATEGORIES: CIVIL; DOMESTIC RELATIONS; CRIMINAL; QUASI-CRIMINAL; AND JUVENILE

\*\* INCLUDES ADDICTED MINORS, MINORS REQUIRING AUTHORITATIVE INTERVENTION, AND TRUANTS.



**JUVENILE CASELOAD STATISTICS BY COUNTY  
CIRCUIT COURTS OF ILLINOIS  
CALENDAR YEAR 2015**

CIRCUIT	COUNTY	ABUSE & NEGLECT	DELIN-QUENT	OTHER **	TOTAL JUVENILE	TOTAL * ALL CASES	JUVENILE AS % OF ALL CASES	CIRCUIT	COUNTY	ABUSE & NEGLECT	DELIN-QUENT	OTHER **	TOTAL JUVENILE	TOTAL * ALL CASES	JUVENILE AS % OF ALL CASES
7th .....	SCOTT	New Filed Reinstated Disposed Of End Pending	1 11 0 0	0 0 0 0	12	1,369	0.9	8th .....	SCHUYLER	New Filed Reinstated Disposed Of End Pending	3 0 2 10	1 0 1 1	21	2,352	0.9
7th Circuit	CIRCUIT TOTAL	316 0 233 1,369	293 0 293 610	26 0 16 172	635	76,510	0.8	8th Circuit	CIRCUIT TOTAL	115 2 78 326	254 1 203 442	24 1 7 55	393	28,356	1.4
8th .....	ADAMS	New Filed Reinstated Disposed Of End Pending	61 0 45 151	15 1 6 24	156	12,763	1.2	9th .....	FULTON	New Filed Reinstated Disposed Of End Pending	24 1 28 76	4 0 0 7	81	5,854	1.4
8th .....	BROWN	New Filed Reinstated Disposed Of End Pending	1 0 0 0	0 0 0 0	4	1,293	0.3	9th .....	HANCOCK	New Filed Reinstated Disposed Of End Pending	0 0 0 0	1 0 0 0	22	2,768	0.8
8th .....	CALHOUN	New Filed Reinstated Disposed Of End Pending	0 1 0 1	0 0 0 0	3	670	0.4	9th .....	HENDERSON	New Filed Reinstated Disposed Of End Pending	1 0 1 1	1 0 0 0	6	2,458	0.2
8th .....	CASS	New Filed Reinstated Disposed Of End Pending	5 0 10 19	41 0 36 14	46	1,851	2.5	9th .....	KNOX	New Filed Reinstated Disposed Of End Pending	37 0 24 84	0 0 0 0	126	10,004	1.3
8th .....	MASON	New Filed Reinstated Disposed Of End Pending	22 1 18 65	45 0 40 24	67	3,778	1.8	9th .....	MCDONOUGH	New Filed Reinstated Disposed Of End Pending	30 0 17 79	1 0 2 6	83	7,173	1.2
8th .....	MENARD	New Filed Reinstated Disposed Of End Pending	13 0 3 30	16 0 15 4	29	1,318	2.2	9th .....	WARREN	New Filed Reinstated Disposed Of End Pending	8 0 3 21	0 0 0 0	22	2,379	0.9
8th .....	PIKE	New Filed Reinstated Disposed Of End Pending	10 0 0 47	49 0 1 288	67	4,331	1.5	9th Circuit	CIRCUIT TOTAL	100 1 73 261	233 1 208 258	7 0 4 15	340	30,636	1.1
					365	5,084	7.2						534	25,379	2.1

\* TOTAL OF ALL CASES IN ALL CATEGORIES: CIVIL, DOMESTIC RELATIONS; CRIMINAL, QUASI-CRIMINAL; AND JUVENILE

\*\* INCLUDES ADDICTED MINORS, MINORS REQUIRING AUTHORITATIVE INTERVENTION, AND TRUANTS.

**JUVENILE CASELOAD STATISTICS BY COUNTY  
CIRCUIT COURTS OF ILLINOIS  
CALENDAR YEAR 2015**

CIRCUIT	COUNTY	ABUSE & NEGLECT	DELIN- QUENT	OTHER **	TOTAL JUVENILE	TOTAL * ALL CASES	JUVENILE AS % OF ALL CASES	CIRCUIT	COUNTY	ABUSE & NEGLECT	DELIN- QUENT	OTHER **	TOTAL JUVENILE	TOTAL * ALL CASES	JUVENILE AS % OF ALL CASES
10th .....	MARSHALL	New Filed Reinstated Disposed Of End Pending	12 0 9 22	2 0 1 8	16 0 13 34	1,541 0 1,445 1,457	1.0 0.0 0.9 2.3	11th .....	MCLEAN	New Filed Reinstated Disposed Of End Pending	312 2 317 441	0 0 0 0	434 2 467 678	38,250 822 38,853 18,657	1.1 0.2 1.2 3.6
10th .....	PEORIA	New Filed Reinstated Disposed Of End Pending	453 0 501 243	73 0 38 88	796 0 1,035 1,203	40,660 2 43,146 37,017	2.0 0.0 2.4 3.2	11th .....	WOODFORD	New Filed Reinstated Disposed Of End Pending	66 0 2 532	0 0 0 0	79 0 7 620	5,078 0 5,122 7,514	1.6 0.0 0.1 8.3
10th .....	PUTNAM	New Filed Reinstated Disposed Of End Pending	11 0 1 13	0 0 0 0	11 0 2 16	922 4 721 594	1.2 0.0 0.3 2.7	11th Circuit	CIRCUIT	New Filed Reinstated Disposed Of End Pending	536 2 447 1,263	6 0 6 16	719 2 665 1,762	59,479 924 59,485 43,868	1.2 0.2 1.1 4.0
10th .....	STARK	New Filed Reinstated Disposed Of End Pending	2 0 8 10	2 0 2 3	7 0 15 14	822 2 866 360	0.9 0.0 1.7 3.9	12th .....	WILL	New Filed Reinstated Disposed Of End Pending	622 12 576 778	10 2 7 9	794 47 831 1,211	137,637 4,361 143,809 83,742	0.6 1.1 0.6 1.4
10th .....	TAZEWELL	New Filed Reinstated Disposed Of End Pending	151 0 100 273	2 0 6 10	277 0 221 577	36,250 25 35,882 12,311	0.8 0.0 0.6 4.7	12th Circuit	CIRCUIT	New Filed Reinstated Disposed Of End Pending	622 12 576 778	10 2 7 9	794 47 831 1,211	137,637 4,361 143,809 83,742	0.6 1.1 0.6 1.4
10th Circuit	CIRCUIT	New Filed Reinstated Disposed Of End Pending	629 0 619 561	79 0 47 109	1,107 0 1,286 1,844	80,195 33 82,060 51,739	1.4 0.0 1.6 3.6	13th .....	BUREAU	New Filed Reinstated Disposed Of End Pending	56 0 17 121	1 0 0 8	77 0 25 198	4,341 3 3,924 5,324	1.8 0.0 0.6 3.7
11th .....	FORD	New Filed Reinstated Disposed Of End Pending	20 0 3 74	0 0 0 0	22 0 11 98	2,471 1 2,094 3,802	0.9 0.0 0.5 2.6	13th .....	GRUNDY	New Filed Reinstated Disposed Of End Pending	73 0 77 170	0 0 0 0	84 0 93 191	12,688 48 12,689 3,688	0.7 0.0 0.7 5.2
11th .....	LIVINGSTON	New Filed Reinstated Disposed Of End Pending	80 0 93 48	6 0 5 12	93 0 114 100	6,926 101 6,891 6,693	1.3 0.0 1.7 1.5	13th .....	LASALLE	New Filed Reinstated Disposed Of End Pending	223 0 214 61	24 0 22 3	277 0 278 72	23,094 610 23,143 10,850	1.2 0.0 1.2 0.7
11th .....	LOGAN	New Filed Reinstated Disposed Of End Pending	58 0 32 168	0 0 1 4	91 0 66 266	6,754 0 6,525 7,202	1.3 0.0 1.0 3.7	13th Circuit	CIRCUIT	New Filed Reinstated Disposed Of End Pending	352 0 308 352	25 0 22 11	438 0 396 461	40,123 661 39,756 19,862	1.1 0.0 1.0 2.3

\* TOTAL OF ALL CASES IN ALL CATEGORIES; CIVIL; DOMESTIC RELATIONS; CRIMINAL; QUASI-CRIMINAL; AND JUVENILE

\*\* INCLUDES ADDICTED MINORS, MINORS REQUIRING AUTHORITATIVE INTERVENTION, AND TRUANTS.

**JUVENILE CASELOAD STATISTICS BY COUNTY  
CIRCUIT COURTS OF ILLINOIS  
CALENDAR YEAR 2015**

CIRCUIT	COUNTY	ABUSE & NEGLECT	DELIN- QUENT	OTHER **	TOTAL JUVENILE	TOTAL* ALL CASES	JUVENILE AS % OF ALL CASES	CIRCUIT	COUNTY	ABUSE & NEGLECT	DELIN- QUENT	OTHER **	TOTAL JUVENILE	TOTAL* ALL CASES	JUVENILE AS % OF ALL CASES
14th .....	HENRY	New Filed Reinstated Disposed Of End Pending	27 0 27 180	7 0 3 36	62 0 57 281	9,841 5 9,216 9,862	0.6 0.0 0.6 2.8	15th .....	STEPHENSON	New Filed Reinstated Disposed Of End Pending	103 0 95 183	2 0 0 5	110 0 110 259	9,332 0 9,052 5,644	1.2 0.0 1.2 4.6
14th .....	MERCER	New Filed Reinstated Disposed Of End Pending	18 0 4 0	0 0 0 6	22 0 6 112	2,313 0 2,118 2,499	1.0 0.0 0.3 4.5	15th Circuit	CIRCUIT TOTAL	New Filed Reinstated Disposed Of End Pending	274 0 224 468	14 0 12 67	360 2 297 772	35,001 16 33,733 24,260	1.0 12.5 0.9 3.2
14th .....	ROCK ISLAND	New Filed Reinstated Disposed Of End Pending	210 0 121 600	0 0 0 8	294 0 206 1,027	31,333 9 28,709 34,821	0.9 0.0 0.7 2.9	16th .....	KANE	New Filed Reinstated Disposed Of End Pending	567 8 672 38	28 0 23 20	729 9 812 102	93,970 825 95,181 56,764	0.8 1.1 0.9 0.2
14th .....	WHITESIDE	New Filed Reinstated Disposed Of End Pending	61 0 57 54	8 0 4 7	113 0 89 209	12,243 16 11,853 9,325	0.9 0.0 0.8 2.2	16th Circuit	CIRCUIT TOTAL	New Filed Reinstated Disposed Of End Pending	567 8 672 38	28 0 23 20	729 9 812 102	93,970 825 95,181 56,764	0.8 1.1 0.9 0.2
14th Circuit	CIRCUIT TOTAL	New Filed Reinstated Disposed Of End Pending	316 0 209 904	15 0 7 57	491 0 358 1,629	55,730 30 51,896 56,507	0.9 0.0 0.7 2.9	17th .....	BOONE	New Filed Reinstated Disposed Of End Pending	108 0 100 182	9 0 8 7	143 0 125 254	17,102 5 17,603 15,716	0.8 0.0 0.7 1.6
15th .....	CARROLL	New Filed Reinstated Disposed Of End Pending	20 0 13 13	1 0 1 0	28 2 19 44	2,899 2 2,808 1,873	1.0 100.0 0.7 2.3	17th .....	WINNEBAGO TOTAL	New Filed Reinstated Disposed Of End Pending	382 0 454 1,338	37 0 31 169	904 0 994 2,708	64,487 132 62,308 79,163	1.4 0.0 1.6 3.4
15th .....	JO DAVIESS	New Filed Reinstated Disposed Of End Pending	18 0 14 10	0 0 0 0	26 0 22 28	3,772 0 3,309 2,380	0.7 0.0 0.7 1.2	17th Circuit	CIRCUIT TOTAL	New Filed Reinstated Disposed Of End Pending	490 0 554 1,520	46 0 39 176	1,047 0 1,119 2,962	81,589 137 79,911 94,879	1.3 0.0 1.4 3.1
15th .....	LEE	New Filed Reinstated Disposed Of End Pending	70 0 46 51	6 0 3 14	93 0 64 103	8,991 14 8,590 4,690	1.0 0.0 0.7 2.2	18th .....	DUPAGE	New Filed Reinstated Disposed Of End Pending	650 75 765 560	12 0 11 9	758 79 891 804	198,184 11,262 211,437 55,685	0.4 0.7 0.4 1.4
15th .....	OGLE	New Filed Reinstated Disposed Of End Pending	63 0 56 211	5 0 8 48	103 0 82 338	10,007 0 9,974 9,673	1.0 0.0 0.8 3.5	18th Circuit	CIRCUIT TOTAL	New Filed Reinstated Disposed Of End Pending	650 75 765 560	12 0 11 9	758 79 891 804	198,184 11,262 211,437 55,685	0.4 0.7 0.4 1.4

\* TOTAL OF ALL CASES IN ALL CATEGORIES: CIVIL; DOMESTIC RELATIONS; CRIMINAL; QUASI-CRIMINAL; AND JUVENILE

\*\* INCLUDES ADDICTED MINORS, MINORS REQUIRING AUTHORITATIVE INTERVENTION, AND TRUANTS.

**JUVENILE CASELOAD STATISTICS BY COUNTY  
CIRCUIT COURTS OF ILLINOIS  
CALENDAR YEAR 2015**

CIRCUIT	COUNTY	ABUSE & NEGLECT	DELIN- QUENT	OTHER **	TOTAL JUVENILE	TOTAL * ALL CASES	JUVENILE AS % OF ALL CASES	CIRCUIT	COUNTY	ABUSE & NEGLECT	DELIN- QUENT	OTHER **	TOTAL JUVENILE	TOTAL * ALL CASES	JUVENILE AS % OF ALL CASES
19th .....	LAKE	New Filed Reinstated Disposed Of End Pending	167 36 752 851	36 1 1 31	955 39 948 1,361	149,127 5,134 156,097 41,345	0.6 0.8 0.6 3.3	21st .....	KANKAKEE	New Filed Reinstated Disposed Of End Pending	33 0 200 442	5 0 3 11	203 0 241 608	21,676 0 22,798 44,530	0.9 0.0 1.1 1.4
19th Circuit	CIRCUIT	New Filed Reinstated Disposed Of End Pending	167 36 764 851	36 1 27 31	955 39 948 1,361	149,127 5,134 156,097 41,345	0.6 0.8 0.6 3.3	21st Circuit	CIRCUIT	New Filed Reinstated Disposed Of End Pending	46 0 242 473	5 0 3 22	255 0 295 678	28,375 0 28,896 56,670	0.9 0.0 1.0 1.2
20th .....	MONROE	New Filed Reinstated Disposed Of End Pending	3 3 4 10	74 0 56 38	78 3 60 49	4,549 3 4,482 4,326	1.7 100.0 1.3 1.1	22nd .....	MCHENRY	New Filed Reinstated Disposed Of End Pending	60 0 232 304	14 0 10 10	296 1 300 447	59,374 2,116 62,049 17,260	0.5 0.0 0.5 2.6
20th Circuit	PERRY	New Filed Reinstated Disposed Of End Pending	12 0 0 63	26 0 20 31	38 0 20 102	3,566 0 3,370 2,952	1.1 0.0 0.6 3.5	22nd Circuit	CIRCUIT	New Filed Reinstated Disposed Of End Pending	60 0 232 304	14 0 10 10	296 1 300 447	59,374 2,116 62,049 17,260	0.5 0.0 0.5 2.6
20th .....	RANDOLPH	New Filed Reinstated Disposed Of End Pending	15 0 7 44	58 0 60 36	73 0 68 81	5,044 1 4,931 3,113	1.4 0.0 1.4 2.6	23rd .....	DEKALB	New Filed Reinstated Disposed Of End Pending	41 0 183 229	11 0 7 41	258 2 244 377	23,145 1,135 24,718 13,513	1.1 0.2 1.0 2.8
20th Circuit	ST. CLAIR	New Filed Reinstated Disposed Of End Pending	119 0 127 23	576 0 555 298	705 0 690 334	75,612 235 91,247 69,686	0.9 0.0 0.8 0.5	23rd Circuit	KENDALL	New Filed Reinstated Disposed Of End Pending	22 0 229 55	16 0 9 18	338 0 273 573	15,054 185 15,668 8,105	2.2 0.0 1.7 7.1
20th .....	WASHINGTON	New Filed Reinstated Disposed Of End Pending	4 0 1 20	30 0 3 46	35 0 4 71	2,812 0 2,750 2,533	1.2 0.0 0.1 2.8	23rd Circuit	CIRCUIT	New Filed Reinstated Disposed Of End Pending	63 0 89 162	27 0 16 59	596 2 517 950	38,199 1,320 40,386 21,618	1.6 0.2 1.3 4.4
20th Circuit	CIRCUIT	New Filed Reinstated Disposed Of End Pending	153 3 139 160	764 0 694 449	929 3 842 637	91,583 239 106,780 82,610	1.0 1.3 0.8 0.8	20th Circuit	DOWNSTATE	New Filed Reinstated Disposed Of End Pending	4,181 49 4,147 11,699	554 5 361 1,853	15,093 233 14,144 29,560	1,624,816 29,149 1,655,170 1,232,283	0.9 0.8 0.9 2.4
21st .....	IROQUOIS	New Filed Reinstated Disposed Of End Pending	13 0 12 28	39 0 42 31	52 0 54 70	6,699 0 6,098 12,140	0.8 0.0 0.9 0.6	COOK	COOK	New Filed Reinstated Disposed Of End Pending	1,329 326 1,855 2,761	0 0 0 0	6,769 326 8,822 23,978	1,082,598 19,952 1,053,244 1,158,072	0.6 1.6 0.8 2.1
	STATE	New Filed Reinstated Disposed Of End Pending	5,510 375 6,002 14,460	15,798 179 16,603 37,225	21,862 5 22,966 53,538	2,707,414 49,101 2,708,414 2,390,355	0.8 1.1 0.8 2.2	STATE	TOTAL	New Filed Reinstated Disposed Of End Pending	5,510 375 6,002 14,460	554 5 361 1,853	21,862 5 22,966 53,538	2,707,414 49,101 2,708,414 2,390,355	0.8 1.1 0.8 2.2

\* TOTAL OF ALL CASES IN ALL CATEGORIES: CIVIL, DOMESTIC RELATIONS, CRIMINAL, QUASI-CRIMINAL, AND JUVENILE

\*\* INCLUDES ADDICTED MINORS, MINORS REQUIRING AUTHORITY INTERVENTION, AND TRUANTS.

**AGE OF PENDING CASES BY CASE CATEGORY  
DOWNSTATE CIRCUITS  
AS OF DECEMBER 31, 2015**

CASE CATEGORY	2015		2014		2013		2012		2011		BEFORE 2011		% PENDING MORE THAN 12 MONTHS	
	NO. PENDING & % OF TOTAL PENDING CASES	NO. PENDING & % OF TOTAL PENDING CASES	NO. PENDING & % OF TOTAL PENDING CASES	NO. PENDING & % OF TOTAL PENDING CASES	NO. PENDING & % OF TOTAL PENDING CASES	NO. PENDING & % OF TOTAL PENDING CASES	NO. PENDING & % OF TOTAL PENDING CASES	NO. PENDING & % OF TOTAL PENDING CASES	NO. PENDING & % OF TOTAL PENDING CASES	NO. PENDING & % OF TOTAL PENDING CASES	NO. PENDING & % OF TOTAL PENDING CASES	TOTAL PENDING CASES		
ADOPTION	907	32.4	347	12.4	198	7.1	215	7.7	236	8.4	896	32.0	2,799	67.6
ARBITRATION	3,268	58.7	755	13.6	349	6.3	263	4.7	273	4.9	663	11.9	5,571	41.3
CHANCERY	12,552	42.8	4,597	15.7	2,738	9.3	2,747	9.4	1,794	6.1	4,895	16.7	29,323	57.2
DISSOLUTION OF MARRIAGE	11,597	39.0	4,956	16.7	3,497	11.8	2,509	8.4	1,059	3.6	6,083	20.5	29,701	61.0
EMINENT DOMAIN	200	31.0	155	24.0	75	11.6	63	9.8	26	4.0	126	19.5	645	69.0
FAMILY	11,407	29.4	5,707	14.7	4,897	12.6	2,951	7.6	2,563	6.6	11,267	29.0	38,792	70.6
LAW > \$50,000	9,499	34.7	6,419	23.4	4,241	15.5	2,104	7.7	1,065	3.9	4,051	14.8	27,379	65.3
LAW = < \$50,000	8,380	28.6	3,793	12.9	2,293	7.8	2,060	7.0	1,682	5.7	11,113	37.9	29,321	71.4
MUNICIPAL CORPORATION	48	21.8	2	0.9	8	3.6	8	3.6	5	2.3	149	67.7	220	78.2
MENTAL HEALTH	391	29.6	218	16.5	134	10.1	116	8.8	201	15.2	263	19.9	1,323	70.4
MISCELLANEOUS REMEDY	7,842	30.4	4,634	18.0	3,024	11.7	2,367	9.2	1,076	4.2	6,840	26.5	25,783	69.6
ORDER OF PROTECTION	3,468	27.5	2,188	17.3	2,024	16.0	804	6.4	581	4.6	3,562	28.2	12,627	72.5
PROBATE	13,970	16.8	8,758	10.5	6,583	7.9	5,363	6.4	4,770	5.7	43,914	52.7	83,358	83.2
SMALL CLAIMS	26,723	40.7	7,667	11.7	6,697	10.2	4,109	6.3	3,850	5.9	16,687	25.4	65,733	59.3
TAX	1,939	26.4	577	7.9	399	5.4	556	7.6	462	6.3	3,409	46.4	7,342	73.6
CONTEMPT OF COURT	200	33.4	63	10.5	34	5.7	44	7.4	27	4.5	230	38.5	598	66.6
CRIMINAL FELONY	24,629	56.4	6,497	14.9	2,572	5.9	1,677	3.8	1,189	2.7	7,124	16.3	43,688	43.6
CRIMINAL MISDEMEANOR	30,825	41.3	7,664	10.3	4,357	5.8	3,059	4.1	2,693	3.6	26,114	35.0	74,712	58.7
JUVENILE	331	17.9	223	12.0	161	8.7	129	7.0	91	4.9	918	49.5	1,853	82.1
JUVENILE ABUSE/NEGLECT	3,233	27.6	2,455	21.0	1,731	14.8	894	7.6	638	5.5	2,748	23.5	11,699	72.4
JUVENILE DELINQUENT	5,930	37.0	2,835	17.7	1,558	9.7	1,408	8.8	928	5.8	3,349	20.9	16,008	63.0
CONSERVATION VIOLATION	1,437	38.5	191	5.1	124	3.3	112	3.0	88	2.4	1,783	47.7	3,735	61.5
DRIVING UNDER INFLUENCE	16,251	51.2	3,606	11.4	1,646	5.2	990	3.1	884	2.8	8,382	26.4	31,759	48.8
ORDINANCE VIOLATION	11,295	25.4	3,527	7.9	2,666	6.0	2,654	6.0	1,974	4.4	22,399	50.3	44,515	74.6
TRAFFIC CASES	206,977	32.1	44,978	7.0	34,062	5.3	23,486	3.6	25,012	3.9	309,882	48.1	644,399	67.9
<b>TOTALS</b>	<b>413,299</b>	<b>33.5</b>	<b>122,812</b>	<b>10.0</b>	<b>86,068</b>	<b>7.0</b>	<b>60,688</b>	<b>4.9</b>	<b>53,167</b>	<b>4.3</b>	<b>496,847</b>	<b>40.3</b>	<b>1,232,883</b>	<b>66.5</b>

**LAW CASE DISPOSITIONS BY CIRCUIT  
CIRCUIT COURTS OF ILLINOIS  
CALENDAR YEAR 2015**

Circuit	Total Law Cases Disposed of			Number of Law Jury Cases Terminated By Verdict		
	Law Over \$50,000	Law \$50,000 Or Less	Total	Law Over \$50,000	Law \$50,000 Or Less	Total
1st . . . . .	400	1,461	1,861	47	4	51
2nd . . . . .	252	696	948	7	1	8
3rd . . . . .	1,631	1,475	3,106	8	0	8
4th . . . . .	240	663	903	14	1	15
5th . . . . .	85	988	1,073	0	0	0
6th . . . . .	340	2,052	2,392	11	1	12
7th . . . . .	476	2,138	2,614	8	0	8
8th . . . . .	99	429	528	10	3	13
9th . . . . .	100	602	702	6	0	6
10th . . . . .	476	3,482	3,958	7	1	8
11th . . . . .	283	1,199	1,482	16	0	16
12th . . . . .	1,030	3,546	4,576	27	0	27
13th . . . . .	291	1,056	1,347	6	3	9
14th . . . . .	203	1,176	1,379	3	0	3
15th . . . . .	129	707	836	4	1	5
16th . . . . .	389	2,125	2,514	6	0	6
17th . . . . .	436	2,341	2,777	11	0	11
18th . . . . .	1,327	3,610	4,937	18	3	21
19th . . . . .	1,047	2,769	3,816	22	3	25
20th . . . . .	708	2,715	3,423	5	3	8
21st . . . . .	175	969	1,144	3	1	4
22nd . . . . .	401	1,029	1,430	10	0	10
23rd . . . . .	267	1,401	1,668	6	2	8
<b>DOWNSTATE TOTAL .</b>	<b>10,785</b>	<b>38,629</b>	<b>49,414</b>	<b>255</b>	<b>27</b>	<b>282</b>
<b>COOK COUNTY . . . .</b>	<b>24,068</b>	<b>104,249</b>	<b>128,317</b>	<b>457</b>	<b>208</b>	<b>665</b>
<b>STATE TOTAL . . . . .</b>	<b>34,853</b>	<b>142,878</b>	<b>177,731</b>	<b>712</b>	<b>235</b>	<b>947</b>

**LAW CASE DISPOSITIONS BY COUNTY  
CIRCUIT COURTS OF ILLINOIS  
CALENDAR YEAR 2015**

CIRCUIT	COUNTY	TOTAL LAW CASES			LAW JURY CASES					
		DISPOSED OF			NO. TERMINATED BY VERDICT			AVERAGE TIME IN MONTHS		
		LAW OVER \$50,000	LAW \$50,000 OR LESS	TOTAL	LAW OVER \$50,000	LAW \$50,000 OR LESS	TOTAL	LAW OVER \$50,000	LAW \$50,000 OR LESS	ALL LAW JURY VERDICTS
1st.....	ALEXANDER	8	80	88	0	0	0	0.0	0.0	0.0
	JACKSON	133	521	654	28	1	29	23.7	23.2	23.7
	JOHNSON	8	30	38	0	0	0	0.0	0.0	0.0
	MASSAC	19	73	92	5	0	5	40.1	0.0	40.1
	POPE	5	8	13	0	0	0	0.0	0.0	0.0
	PULASKI	4	7	11	0	0	0	0.0	0.0	0.0
	SALINE	35	128	163	1	1	2	74.0	30.1	52.0
	UNION	34	45	79	2	0	2	38.5	0.0	38.5
	WILLIAMSON	154	569	723	11	2	13	28.2	19.9	26.9
1st.....	CIRCUIT TOTAL	400	1,461	1,861	47	4	51	28.2	23.3	27.8
2nd.....	CRAWFORD	6	58	64	0	0	0	0.0	0.0	0.0
	EDWARDS	3	8	11	0	0	0	0.0	0.0	0.0
	FRANKLIN	68	186	254	1	0	1	16.4	0.0	16.4
	GALLATIN	9	11	20	0	0	0	0.0	0.0	0.0
	HAMILTON	15	29	44	4	0	4	75.7	0.0	75.7
	HARDIN	1	10	11	0	0	0	0.0	0.0	0.0
	JEFFERSON	63	199	262	1	1	2	9.4	25.2	17.3
	LAWRENCE	17	27	44	0	0	0	0.0	0.0	0.0
	RICHLAND	34	71	105	1	0	1	22.5	0.0	22.5
	WABASH	17	26	43	0	0	0	0.0	0.0	0.0
	WAYNE	11	38	49	0	0	0	0.0	0.0	0.0
	WHITE	8	33	41	0	0	0	0.0	0.0	0.0
2nd.....	CIRCUIT TOTAL	252	696	948	7	1	8	50.2	25.2	47.1
3rd.....	BOND	11	44	55	1	0	1	18.4	0.0	18.4
	MADISON	1,620	1,431	3,051	7	0	7	35.8	0.0	35.8
3rd.....	CIRCUIT TOTAL	1,631	1,475	3,106	8	0	8	33.6	0.0	33.6
4th.....	CHRISTIAN	38	146	184	1	0	1	30.9	0.0	30.9
	CLAY	8	19	27	1	0	1	52.2	0.0	52.2
	CLINTON	28	83	111	2	0	2	13.5	0.0	13.5
	EFFINGHAM	53	85	138	0	0	0	0.0	0.0	0.0
	FAYETTE	18	47	65	6	1	7	23.1	13.7	21.8
	JASPER	2	15	17	0	0	0	0.0	0.0	0.0
	MARION	65	168	233	2	0	2	21.3	0.0	21.3
	MONTGOMERY	20	56	76	1	0	1	20.4	0.0	20.4
	SHELBY	8	44	52	1	0	1	25.0	0.0	25.0
4th.....	CIRCUIT TOTAL	240	663	903	14	1	15	24.1	13.7	23.4
5th.....	CLARK	10	35	45	0	0	0	0.0	0.0	0.0
	COLES	1	310	311	0	0	0	0.0	0.0	0.0
	CUMBERLAND	3	12	15	0	0	0	0.0	0.0	0.0
	EDGAR	10	67	77	0	0	0	0.0	0.0	0.0
	VERMILION	61	564	625	0	0	0	0.0	0.0	0.0
5th.....	CIRCUIT TOTAL	85	988	1,073	0	0	0	0.0	0.0	0.0

**LAW CASE DISPOSITIONS BY COUNTY  
CIRCUIT COURTS OF ILLINOIS  
CALENDAR YEAR 2015**

CIRCUIT	COUNTY	TOTAL LAW CASES			LAW JURY CASES					
		DISPOSED OF			NO. TERMINATED BY VERDICT			AVERAGE TIME IN MONTHS		
		LAW OVER \$50,000	LAW \$50,000 OR LESS	TOTAL	LAW OVER \$50,000	LAW \$50,000 OR LESS	TOTAL	LAW OVER \$50,000	LAW \$50,000 OR LESS	ALL LAW JURY VERDICTS
6th.....	CHAMPAIGN	158	1,173	1,331	6	0	6	30.1	0.0	30.1
	DEWITT	8	33	41	0	0	0	0.0	0.0	0.0
	DOUGLAS	21	43	64	0	0	0	0.0	0.0	0.0
	MACON	133	744	877	4	1	5	20.0	19.4	19.9
	MOULTRIE	13	36	49	0	0	0	0.0	0.0	0.0
	PIATT	7	23	30	1	0	1	40.6	0.0	40.6
6th.....	CIRCUIT TOTAL	340	2,052	2,392	11	1	12	27.4	19.4	26.7
7th.....	GREENE	5	51	56	0	0	0	0.0	0.0	0.0
	JERSEY	28	71	99	0	0	0	0.0	0.0	0.0
	MACOUPIN	46	139	185	1	0	1	21.2	0.0	21.2
	MORGAN	31	149	180	2	0	2	58.9	0.0	58.9
	SANGAMON	363	1,714	2,077	5	0	5	37.9	0.0	37.9
	SCOTT	3	14	17	0	0	0	0.0	0.0	0.0
7th.....	CIRCUIT TOTAL	476	2,138	2,614	8	0	8	41.1	0.0	41.1
8th.....	ADAMS	51	251	302	2	0	2	69.0	0.0	69.0
	BROWN	2	11	13	0	0	0	0.0	0.0	0.0
	CALHOUN	3	5	8	0	0	0	0.0	0.0	0.0
	CASS	13	52	65	0	0	0	0.0	0.0	0.0
	MASON	5	34	39	4	1	5	18.6	11.9	17.3
	MENARD	6	21	27	2	0	2	13.1	0.0	13.1
	PIKE	10	41	51	2	2	4	27.5	25.6	26.6
	SCHUYLER	9	14	23	0	0	0	0.0	0.0	0.0
8th.....	CIRCUIT TOTAL	99	429	528	10	3	13	29.4	21.0	27.5
9th.....	FULTON	17	118	135	1	0	1	40.5	0.0	40.5
	HANCOCK	6	18	24	0	0	0	0.0	0.0	0.0
	HENDERSON	5	12	17	0	0	0	0.0	0.0	0.0
	KNOX	45	277	322	4	0	4	39.4	0.0	39.4
	MCDONOUGH	20	130	150	1	0	1	49.5	0.0	49.5
	WARREN	7	47	54	0	0	0	0.0	0.0	0.0
9th.....	CIRCUIT TOTAL	100	602	702	6	0	6	41.2	0.0	41.2
10th....	MARSHALL	4	23	27	0	0	0	0.0	0.0	0.0
	PEORIA	335	2,969	3,304	3	1	4	52.1	20.0	44.1
	PUTNAM	4	5	9	0	0	0	0.0	0.0	0.0
	STARK	5	4	9	0	0	0	0.0	0.0	0.0
	TAZEWELL	128	481	609	4	0	4	32.9	0.0	32.9
10th....	CIRCUIT TOTAL	476	3,482	3,958	7	1	8	41.1	20.0	38.5
11th....	FORD	4	15	19	2	0	2	41.9	0.0	41.9
	LIVINGSTON	26	130	156	5	0	5	29.0	0.0	29.0
	LOGAN	15	117	132	1	0	1	80.0	0.0	80.0
	MCLEAN	217	869	1,086	7	0	7	59.4	0.0	59.4
	WOODFORD	21	68	89	1	0	1	66.4	0.0	66.4
11th....	CIRCUIT TOTAL	283	1,199	1,482	16	0	16	49.4	0.0	49.4



**LAW CASE DISPOSITIONS BY COUNTY  
CIRCUIT COURTS OF ILLINOIS  
CALENDAR YEAR 2015**

CIRCUIT	COUNTY	TOTAL LAW CASES			LAW JURY CASES					
		DISPOSED OF			NO. TERMINATED BY VERDICT			AVERAGE TIME IN MONTHS		
		LAW OVER \$50,000	LAW \$50,000 OR LESS	TOTAL	LAW OVER \$50,000	LAW \$50,000 OR LESS	TOTAL	LAW OVER \$50,000	LAW \$50,000 OR LESS	ALL LAW JURY VERDICTS
12th....	WILL	1,030	3,546	4,576	27	0	27	33.9	0.0	33.9
12th....	CIRCUIT TOTAL	1,030	3,546	4,576	27	0	27	33.9	0.0	33.9
13th....	BUREAU	28	102	130	0	0	0	0.0	0.0	0.0
	GRUNDY	61	250	311	1	1	2	54.6	10.5	32.5
	LASALLE	202	704	906	5	2	7	37.4	29.5	35.1
13th....	CIRCUIT TOTAL	291	1,056	1,347	6	3	9	40.3	23.1	34.6
14th....	HENRY	31	198	229	0	0	0	0.0	0.0	0.0
	MERCER	0	18	18	0	0	0	0.0	0.0	0.0
	ROCK ISLAND	117	749	866	3	0	3	37.8	0.0	37.8
	WHITESIDE	55	211	266	0	0	0	0.0	0.0	0.0
14th....	CIRCUIT TOTAL	203	1,176	1,379	3	0	3	37.8	0.0	37.8
15th....	CARROLL	9	26	35	1	0	1	7.0	0.0	7.0
	JO DAVIESS	11	43	54	0	0	0	0.0	0.0	0.0
	LEE	33	111	144	2	1	3	47.6	1.7	32.3
	OGLE	41	223	264	0	0	0	0.0	0.0	0.0
	STEPHENSON	35	304	339	1	0	1	73.0	0.0	73.0
15th....	CIRCUIT TOTAL	129	707	836	4	1	5	43.8	1.7	35.4
16th....	KANE	389	2,125	2,514	6	0	6	41.7	0.0	41.7
	CIRCUIT TOTAL	389	2,125	2,514	6	0	6	41.7	0.0	41.7
17th....	BOONE	46	150	196	2	0	2	24.0	0.0	24.0
	WINNEBAGO	390	2,191	2,581	9	0	9	44.2	0.0	44.2
17th....	CIRCUIT TOTAL	436	2,341	2,777	11	0	11	40.5	0.0	40.5
18th....	DU PAGE	1,327	3,610	4,937	18	3	21	39.3	1.8	33.9
18th....	CIRCUIT TOTAL	1,327	3,610	4,937	18	3	21	39.3	1.8	33.9
19th....	LAKE	1,047	2,769	3,816	22	3	25	22.5	4.3	20.3
19th....	CIRCUIT TOTAL	1,047	2,769	3,816	22	3	25	22.5	4.3	20.3
20th....	MONROE	30	71	101	0	0	0	0.0	0.0	0.0
	PERRY	24	23	47	0	0	0	0.0	0.0	0.0
	RANDOLPH	38	207	245	2	2	4	29.7	39.3	34.5
	ST. CLAIR	599	2,379	2,978	3	1	4	56.6	1.4	42.8
	WASHINGTON	17	35	52	0	0	0	0.0	0.0	0.0
20th....	CIRCUIT TOTAL	708	2,715	3,423	5	3	8	45.8	26.6	38.6
21st....	IROQUOIS	22	98	120	0	0	0	0.0	0.0	0.0
	KANKAKEE	153	871	1,024	3	1	4	55.8	29.1	49.1
21st....	CIRCUIT TOTAL	175	969	1,144	3	1	4	55.8	29.1	49.1
22nd...	MCHENRY	401	1,029	1,430	10	0	10	31.5	0.0	31.5
22nd...	CIRCUIT TOTAL	401	1,029	1,430	10	0	10	31.5	0.0	31.5
23rd...	DEKALB	154	594	748	1	0	1	54.8	0.0	54.8
	KENDALL	113	807	920	5	2	7	58.3	41.5	53.5
23rd...	CIRCUIT TOTAL	267	1,401	1,668	6	2	8	57.7	41.5	53.7
	DOWNSTATE TOTAL	10,785	38,629	49,414	255	27	282	35.0	19.1	33.5
COOK	COOK COUNTY	24,068	104,249	128,317	457	208	665	40.2	17.5	33.1
	STATE TOTAL	34,853	142,878	177,731	712	235	947	38.3	17.7	33.2

**TIME LAPSE: CASE FILING TO DATE OF VERDICT  
LAW JURY VERDICTS OVER \$50,000  
CIRCUIT COURTS OF ILLINOIS  
CALENDAR YEAR 2015**

COUNTY	LAW JURY VERDICTS OVER \$50,000	AVG. TIME LAPSE IN MONTHS BETWEEN DATE OF FILING AND DATE OF VERDICT	COUNTY	LAW JURY VERDICTS OVER \$50,000	AVG. TIME LAPSE IN MONTHS BETWEEN DATE OF FILING AND DATE OF VERDICT	COUNTY	LAW JURY VERDICTS OVER \$50,000	AVG. TIME LAPSE IN MONTHS BETWEEN DATE OF FILING AND DATE OF VERDICT
ADAMS	2	69	HARDIN	0	0	MORGAN	2	58.9
ALEXANDER	0	0	HENDERSON	0	0	MOULTRIE	0	0
BOND	1	18.4	HENRY	0	0	OGLE	0	0
BOONE	2	24	IROQUOIS	0	0	PEORIA	3	52.1
BROWN	0	0	JACKSON	28	23.7	PERRY	0	0
BUREAU	0	0	JASPER	0	0	PIATT	1	40.6
CALHOUN	0	0	JEFFERSON	1	9.4	PIKE	2	27.5
CARROLL	1	7	JERSEY	0	0	POPE	0	0
CASS	0	0	JO DAVIESS	0	0	PULASKI	0	0
CHAMPAIGN	6	30.1	JOHNSON	0	0	PUTNAM	0	0
CHRISTIAN	1	30.9	KANE	6	41.7	RANDOLPH	2	29.7
CLARK	0	0	KANKAKEE	3	55.8	RICHLAND	1	22.5
CLAY	1	52.2	KENDALL	5	58.3	ROCK ISLAND	3	37.8
CLINTON	2	13.5	KNOX	4	39.4	SALINE	1	74
COLES	0	0	LAKE	22	22.5	SANGAMON	5	37.9
COOK	457	40.2	LASALLE	5	37.4	SCHUYLER	0	0
CRAWFORD	0	0	LAWRENCE	0	0	SCOTT	0	0
CUMBERLAND	0	0	LEE	2	47.6	SHELBY	1	25
DEKALB	1	54.8	LIVINGSTON	5	29	ST. CLAIR	3	56.6
DEWITT	0	0	LOGAN	1	80	STARK	0	0
DOUGLAS	0	0	MACON	4	20	STEPHENSON	1	73
DUPAGE	18	39.3	MACOUPIN	1	21.2	TAZEWELL	4	32.9
EDGAR	0	0	MADISON	7	35.8	UNION	2	38.5
EDWARDS	0	0	MARION	2	21.3	VERMILION	0	0
EFFINGHAM	0	0	MARSHALL	0	0	WABASH	0	0
FAYETTE	6	23.1	MASON	4	18.6	WARREN	0	0
FORD	2	41.9	MASSAC	5	40.1	WASHINGTON	0	0
FRANKLIN	1	16.4	MCDONOUGH	1	49.5	WAYNE	0	0
FULTON	1	40.5	MCHENRY	10	31.5	WHITE	0	0
GALLATIN	0	0	MCLEAN	7	59.4	WHITESIDE	0	0
GREENE	0	0	MENARD	2	13.1	WILL	27	33.9
GRUNDY	1	54.6	MERCER	0	0	WILLIAMSON	11	28.2
HAMILTON	4	75.7	MONROE	0	0	WINNEBAGO	9	44.2
HANCOCK	0	0	MONTGOMERY	1	20.4	WOODFORD	1	66.4

**FELONY DISPOSITIONS AND SENTENCES BY COUNTY  
CIRCUIT COURTS OF ILLINOIS  
CALENDAR YEAR 2015**

CIRCUIT	COUNTY	TOTAL NUMBER OF DEFENDANTS	TOTAL CONVICTED	CONVICTED OF FELONIES			FOUND NOT GUILTY			REMAINING BALANCE *	SENTENCES			
				PLEA OF GUILTY	CON-VICTED BY COURT	CON-VICTED BY JURY	BENCH TRIAL	JURY TRIAL	DEATH #		IMPRISONMENT	PROBATION	OTHER	TOTAL SENTENCES
1st.....	ALEXANDER	86	39	0	0	0	1	0	46	0	8	27	4	39
	JACKSON	590	300	1	10	0	0	0	289	0	108	157	35	300
	JOHNSON	74	55	0	0	0	0	0	19	0	30	23	2	55
	MASSAC	104	64	0	1	0	0	0	39	0	22	36	6	64
	POPE	27	12	0	0	0	0	0	15	0	4	5	3	12
	PULASKI	126	20	0	1	0	0	0	106	0	7	10	3	20
	SALINE	332	185	2	8	1	1	0	146	0	71	112	2	185
	UNION	281	145	1	1	0	4	0	132	0	58	67	20	145
	WILLIAMSON	660	261	3	4	1	2	0	396	0	73	115	73	261
1st.....	CIRCUIT TOTAL	2,280	1,081	7	25	7	4	0	1,188	0	381	552	148	1,081
2nd.....	CRAWFORD	163	113	0	1	0	0	0	50	0	35	74	4	113
	EDWARDS	36	31	6	0	0	0	0	5	0	11	16	4	31
	FRANKLIN	355	205	0	0	0	0	0	150	0	74	112	19	205
	GALLATIN	22	7	0	0	0	0	0	15	0	1	2	4	7
	HAMILTON	72	59	0	1	0	0	0	13	0	28	27	4	59
	HARDIN	57	19	1	0	0	0	0	38	0	11	6	2	19
	JEFFERSON	529	319	1	3	0	0	0	210	0	78	145	96	319
	LAWRENCE	107	78	0	0	0	0	0	29	0	27	49	2	78
	RICHLAND	216	107	0	0	0	0	0	109	0	31	76	0	107
	WABASH	136	97	1	1	0	0	0	39	0	28	26	43	97
	WAYNE	209	55	40	15	0	1	0	153	0	9	35	11	55
	WHITE	187	121	0	0	0	0	0	66	0	53	41	27	121
2nd.....	CIRCUIT TOTAL	2,089	1,211	24	6	1	1	0	877	0	386	609	216	1,211
3rd.....	BOND	87	75	0	0	0	0	0	12	0	22	51	2	75
	MADISON	2,759	1,554	2	0	0	2	1	1,200	0	415	916	225	1,556
3rd.....	CIRCUIT TOTAL	2,846	1,629	2	0	0	2	1	1,212	0	437	967	227	1,631
4th.....	CHRISTIAN	228	128	2	0	0	0	0	100	0	59	68	1	128
	CLAY	120	99	0	0	0	0	0	21	0	37	60	2	99
	CLINTON	143	116	0	0	0	0	0	27	0	42	65	9	116
	EFFINGHAM	237	148	0	3	0	0	0	88	0	30	88	21	148
	FAYETTE	209	138	0	0	1	0	1	70	0	44	88	6	138
	JASPER	69	40	0	1	0	0	0	29	0	7	32	1	40
	MARION	366	244	9	3	0	2	0	120	0	79	147	18	244
	MONTGOMERY	183	136	0	2	0	0	0	47	0	49	72	15	136
	SHELBY	183	85	1	0	0	0	0	96	0	37	40	8	85
4th.....	CIRCUIT TOTAL	1,738	1,134	12	9	2	4	0	598	0	384	669	81	1,134
5th.....	CLARK	61	53	0	0	0	1	0	7	0	13	39	1	53
	COLES	528	345	10	2	0	0	0	183	0	91	240	14	345
	CUMBERLAND	69	53	1	0	0	0	0	16	0	10	34	9	53
	EDGAR	204	138	0	1	0	0	0	66	0	58	74	6	138
	VERMILION	852	511	498	1	12	1	13	327	0	203	252	56	511
5th.....	CIRCUIT TOTAL	1,714	1,100	12	15	2	2	13	599	0	375	639	86	1,100

\* INCLUDES SUCH DISPOSITIONS AS TRANSFERS TO INACTIVE/FUGITIVE WARRANT CALENDAR, EXTRADITION PROCEEDINGS, AND DISMISSED ON MOTION OF STATE.  
# DEATH PENALTY ABOLISHED IN 2011.

**FELONY DISPOSITIONS AND SENTENCES BY COUNTY  
CIRCUIT COURTS OF ILLINOIS  
CALENDAR YEAR 2015**

CIRCUIT	COUNTY	TOTAL NUMBER OF DEFENDANTS	TOTAL CONVICTED	CONVICTED OF FELONIES				FOUND NOT GUILTY			REMAINING BALANCE *	SENTENCES			
				PLEA OF GUILTY	CON-VICTED BY COURT	CON-VICTED BY JURY	BENCH TRIAL	JURY TRIAL	DEATH #	STATE IMPRISONMENT		PROBATION	OTHER	TOTAL SENTENCES	
6th.....	CHAMPAIGN	1,713	1,015	806	200	9	6	12	680	0	300	556	159	1,015	
	DEWITT	77	62	62	0	0	0	0	15	0	31	31	0	62	
	DOUGLAS	118	66	66	0	0	1	0	51	0	25	34	7	66	
	MACON	1,494	989	963	7	19	3	8	494	0	431	527	31	989	
	MOULTRIE	50	37	36	0	1	0	0	13	0	20	17	0	37	
	PIATT	59	37	36	1	0	0	0	22	0	10	21	6	37	
6th.....	CIRCUIT TOTAL	3,511	2,206	1,969	208	29	10	20	1,275	0	817	1,186	203	2,206	
7th.....	GREENE	138	84	83	0	1	0	0	54	0	32	52	0	84	
	JERSEY	179	131	128	3	0	0	0	48	0	45	47	39	131	
	MACOUPIN	231	210	208	1	1	1	0	20	0	73	128	9	210	
	MORGAN	177	133	131	0	2	0	0	44	0	52	70	11	133	
	SANGAMON	1,681	882	881	0	1	1	3	795	0	389	349	144	882	
	SCOTT	21	9	9	0	0	0	0	12	0	3	5	1	9	
7th.....	CIRCUIT TOTAL	2,427	1,449	1,440	4	5	2	3	973	0	594	651	204	1,449	
8th.....	ADAMS	700	482	478	1	3	0	3	215	0	207	270	5	482	
	BROWN	21	14	13	0	1	0	0	7	0	6	7	1	14	
	CALHOUN	39	24	22	1	1	1	1	14	0	16	7	1	24	
	CASS	99	72	71	1	0	0	0	27	0	15	57	0	72	
	MASON	164	98	98	0	0	0	1	65	0	37	53	8	98	
	MENARD	61	49	48	1	0	0	0	12	0	17	27	5	49	
	PIKE	101	81	80	1	1	0	0	20	0	29	50	2	81	
	SCHUYLER	30	28	26	2	0	0	0	2	0	14	12	2	28	
8th.....	CIRCUIT TOTAL	1,215	848	836	6	6	0	5	362	0	341	483	24	848	
9th.....	FULTON	181	107	105	0	2	0	0	74	0	38	45	24	107	
	HANCOCK	96	67	67	0	0	0	0	29	0	14	24	29	67	
	HENDERSON	72	35	35	0	0	0	0	37	0	13	17	5	35	
	KNOX	500	268	268	0	0	1	0	231	0	109	157	2	268	
	MCDONOUGH	397	235	233	1	1	2	1	159	0	56	137	42	235	
	WARREN	103	40	40	0	0	0	0	63	0	9	26	5	40	
9th.....	CIRCUIT TOTAL	1,349	752	748	1	3	3	1	593	0	239	406	107	752	
10th.....	MARSHALL	51	29	28	1	0	1	0	21	0	15	14	0	29	
	PEORIA	1,035	828	803	6	19	4	4	199	0	364	461	3	828	
	PUTNAM	18	12	12	0	0	0	0	6	0	4	7	1	12	
	STARK	15	9	9	0	0	0	0	6	0	4	5	0	9	
	TAZEWELL	584	451	446	1	4	0	0	133	0	187	250	14	451	
10th.....	CIRCUIT TOTAL	1,703	1,329	1,298	8	23	5	4	365	0	574	737	18	1,329	
11th.....	FORD	72	52	51	0	1	0	0	20	0	13	27	12	52	
	LIVINGSTON	317	209	196	7	6	4	3	101	0	57	130	22	209	
	LOGAN	201	164	164	0	0	4	1	32	0	72	87	5	164	
	MCLEAN	1,761	1,267	1,225	29	13	13	15	466	0	366	823	78	1,267	
	WOODFORD	123	93	93	0	0	0	5	25	0	36	48	9	93	
11th.....	CIRCUIT TOTAL	2,474	1,785	1,729	36	20	21	24	644	0	544	1,115	126	1,785	

\* INCLUDES SUCH DISPOSITIONS AS TRANSFERS TO INACTIVE/FUGITIVE WARRANT CALENDAR, EXTRADITION PROCEEDINGS, AND DISMISSED ON MOTION OF STATE.  
# DEATH PENALTY ABOLISHED IN 2011.

**FELONY DISPOSITIONS AND SENTENCES BY COUNTY  
CIRCUIT COURTS OF ILLINOIS  
CALENDAR YEAR 2015**

CIRCUIT	COUNTY	TOTAL NUMBER OF DEFENDANTS	TOTAL CONVICTED	CONVICTED OF FELONIES				FOUND NOT GUILTY				REMAINING BALANCE *	SENTENCES			
				PLEA OF GUILTY	CON-VICTED BY COURT	CON-VICTED BY JURY	BENCH TRIAL	JURY TRIAL	DEATH #	IMPRISONMENT	PROBATION		OTHER	TOTAL SENTENCES		
12th....	WILL	2,607	2,109	2,066	24	19	41	5	452	0	844	1,134	131	2,109		
12th....	CIRCUIT TOTAL	2,607	2,109	2,066	24	19	41	5	452	0	844	1,134	131	2,109		
13th....	BUREAU	111	96	95	0	1	0	0	15	0	42	40	14	96		
13th....	GRUNDY	219	158	153	5	0	1	0	60	0	53	68	37	158		
13th....	LASALLE	565	480	472	2	6	1	4	80	0	198	222	60	480		
13th....	CIRCUIT TOTAL	895	734	720	7	7	2	4	155	0	293	330	111	734		
14th....	HENRY	348	246	236	9	1	1	2	99	0	89	105	52	246		
14th....	MERCER	96	55	55	0	0	2	0	39	0	11	33	11	55		
14th....	ROCK ISLAND	776	484	468	7	9	1	1	290	0	151	224	109	484		
14th....	WHITESIDE	414	304	297	4	3	3	4	103	0	126	174	4	304		
14th....	CIRCUIT TOTAL	1,634	1,089	1,056	20	13	7	7	531	0	377	536	176	1,089		
15th....	CARROLL	100	67	61	5	1	0	0	33	0	27	35	5	67		
15th....	JO DAVIESS	44	33	24	8	1	0	0	11	0	10	13	10	33		
15th....	LEE	247	126	123	2	1	0	0	121	0	40	74	12	126		
15th....	OGLE	203	145	142	1	2	1	0	57	0	32	88	25	145		
15th....	STEPHENSON	305	243	237	4	2	2	2	58	0	110	127	6	243		
15th....	CIRCUIT TOTAL	899	614	587	20	7	3	2	280	0	219	337	58	614		
16th....	KANE	1,216	707	634	30	43	5	27	477	0	252	353	102	707		
16th....	CIRCUIT TOTAL	1,216	707	634	30	43	5	27	477	0	252	353	102	707		
17th....	BOONE	305	232	216	7	9	2	3	68	0	90	105	37	232		
17th....	WINNEBAGO	3,077	1,894	1,866	15	13	7	3	1,173	0	466	1,186	242	1,894		
17th....	CIRCUIT TOTAL	3,382	2,126	2,082	22	22	9	6	1,241	0	556	1,291	279	2,126		
18th....	DU PAGE	2,775	1,884	1,795	61	28	3	20	868	0	529	797	558	1,884		
18th....	CIRCUIT TOTAL	2,775	1,884	1,795	61	28	3	20	868	0	529	797	558	1,884		
19th....	LAKE	3,526	1,623	1,588	17	18	7	6	1,890	0	453	964	206	1,623		
19th....	CIRCUIT TOTAL	3,526	1,623	1,588	17	18	7	6	1,890	0	453	964	206	1,623		
20th....	MONROE	134	93	66	25	2	0	0	41	0	25	58	10	93		
20th....	PERRY	142	78	77	1	0	0	0	64	0	22	33	23	78		
20th....	RANDOLPH	145	90	87	3	0	3	0	52	0	40	44	6	90		
20th....	ST. CLAIR	2,000	1,194	1,182	6	6	10	5	791	0	385	784	25	1,194		
20th....	WASHINGTON	69	24	24	0	0	0	0	45	0	10	9	5	24		
20th....	CIRCUIT TOTAL	2,490	1,479	1,436	35	8	13	5	993	0	482	928	69	1,479		
21st....	IROQUOIS	129	85	84	1	0	1	1	42	0	33	45	7	85		
21st....	KANKAKEE	658	446	445	0	1	4	4	204	0	189	211	46	446		
21st....	CIRCUIT TOTAL	787	531	529	1	1	5	5	246	0	222	256	53	531		
22nd....	MCHENRY	1,043	415	411	0	4	5	1	622	0	113	213	89	415		
22nd....	CIRCUIT TOTAL	1,043	415	411	0	4	5	1	622	0	113	213	89	415		
23rd....	DEKALB	892	457	453	2	2	3	1	431	0	141	203	113	457		
23rd....	KENDALL	321	267	262	1	4	1	1	52	0	33	189	45	267		
23rd....	CIRCUIT TOTAL	1,213	724	715	3	6	4	2	483	0	174	392	158	724		
COOK	DOWNSTATE TOTAL	45,813	28,561	27,684	560	317	159	169	16,924	0	9,586	15,545	3,430	28,561		
COOK	COOK COUNTY	21,564	16,675	16,063	442	170	1,221	50	3,618	0	9,769	5,392	1,514	16,675		
COOK	STATE TOTAL	67,377	45,236	43,747	1,002	487	1,380	219	20,542	0	19,355	20,937	4,944	45,236		

\* INCLUDES SUCH DISPOSITIONS AS TRANSFERS TO INACTIVE/FUGITIVE WARRANT CALENDAR, EXTRADITION PROCEEDINGS, AND DISMISSED ON MOTION OF STATE.  
# DEATH PENALTY ABOLISHED IN 2011.



# FINANCIAL SUMMARY OF THE CIRCUIT COURTS OF ILLINOIS

The amounts reported on the following pages are for FY 2015. In most counties, FY15 ended 11/30/15. Those counties with different fiscal years are as follows:

Calhoun	FY15 ended 08/31/2015
DeKalb	FY15 ended 12/31/2015
Douglas	FY15 ended 12/31/2015
Greene	FY15 ended 12/31/2015
Macoupin	FY15 ended 08/31/2015
Massac	FY15 ended 12/31/2015
McLean	FY15 ended 12/31/2015
Morgan	FY15 ended 08/31/2015
Peoria	FY15 ended 12/31/2015
Shelby	FY15 ended 08/31/2015
St. Clair	FY15 ended 12/31/2015
Winnebago	FY15 ended 09/30/2015

Beginning in October of 1999, employers began sending child support payments to the State Disbursement Unit rather than to circuit clerks for processing and disbursement to recipients. The amounts reported by circuit clerks under the heading "Maintenance and Child Support Payments" include payments processed and disbursed by the State Disbursement Unit.

**CIRCUIT CLERK  
FEES AND OTHER REVENUE BY COUNTY  
DECEMBER 1, 2014 - NOVEMBER 30, 2015**

CIRCUIT	COUNTY	FEES AND OTHER REVENUE OF CLERK'S OFFICE									
		CLERK'S FEES AND COSTS	COURT AUTOMA- TION FUND	MAINTENANCE AND CHILD SUPPORT	DOCUMENT STORAGE FUND	OPERATION AND ADMIN. FUND	CLERK'S E-CITATION FUND	INTEREST ON INVESTED FUNDS	DHFS IV-D CONTR. & INCENT.	OTHER	TOTAL FEES AND OTHER REVENUE
1st.....	Alexander	89,511	25,115	0	24,886	1,794	0	453	7,715	0	149,474
	Jackson	333,790	123,800	18,928	122,933	17,502	7,335	4,312	9,811	0	638,411
	Johnson	71,317	24,351	0	24,304	2,706	0	45	3,480	0	126,203
	Massac	74,912	59,753	0	59,801	3,199	0	700	10,722	2,528	211,615
	Pope	29,235	10,361	72	11,832	2,210	0	0	3,341	0	57,051
	Pulaski	49,978	61,629	0	61,287	4,475	0	467	0	0	177,836
	Saline	120,495	50,814	2,214	48,409	3,790	0	67	3,448	7,953	237,189
	Union	151,529	85,571	5,070	80,225	2,334	2,349	554	8,610	0	336,242
	Williamson	527,987	58,593	3,152	58,293	10,726	0	2,971	12,831	0	674,552
1st.....	Circuit Total	1,448,753	499,988	29,436	491,970	48,735	9,684	9,569	59,958	10,481	2,608,573
2nd.....	Crawford	107,906	18,087	5,738	10,952	3,416	0	767	0	0	146,865
	Edwards	22,542	7,270	5,281	7,247	870	0	64	0	0	43,274
	Franklin	325,866	76,114	1,286	76,024	7,614	0	2,097	6,999	0	495,999
	Gallatin	41,831	8,305	2,531	8,305	1,113	0	96	2,980	336	65,496
	Hamilton	39,607	13,309	5,751	13,135	1,425	0	370	4,933	0	78,531
	Hardin	24,931	7,809	396	5,149	546	0	26	294	67	39,217
	Jefferson	7,771,834	85,331	1,966	84,233	6,606	0	3,587	0	8,720	7,962,277
	Lawrence	79,524	13,950	18,122	13,883	1,167	0	491	3,744	0	130,881
	Richland	103,445	30,903	14,165	30,369	2,592	0	229	4,992	0	186,694
	Wabash	85,492	16,374	17,082	16,478	2,295	0	59	5,074	0	142,856
	Wayne	79,349	11,575	5,961	10,586	2,145	0	177	4,868	0	114,661
	White	100,976	17,023	7,444	16,268	4,254	0	118	4,328	0	150,411
2nd.....	Circuit Total	8,783,302	306,050	85,723	292,629	34,042	0	8,081	38,212	9,122	9,557,162
3rd.....	Bond	105,574	35,191	12,614	35,185	9,106	6,792	609	2,437	0	207,509
	Madison	5,424,716	447,654	78,221	1,335,455	78,157	63,114	32,615	71,064	31,227	7,562,223
3rd.....	Circuit Total	5,530,290	482,845	90,835	1,370,640	87,263	69,906	33,224	73,501	31,227	7,769,732
4th.....	Christian	152,106	38,015	14,290	38,047	3,693	0	795	10,828	0	257,774
	Clay	65,269	19,977	10,205	19,764	549	624	387	4,353	0	121,130
	Clinton	206,349	25,994	22,826	51,962	6,449	10,594	453	1,974	0	326,601
	Effingham	205,725	54,592	4,452	54,614	10,980	3,795	2,567	8,236	21	344,983
	Fayette	163,312	69,501	32,525	67,581	6,990	3,513	383	6,637	0	350,443
	Jasper	43,325	13,846	144	13,065	911	0	285	2,694	0	74,270
	Marion	238,021	57,265	44,554	72,217	8,230	2,022	0	12,323	0	434,632
	Montgomery	226,702	49,609	27,743	49,472	8,448	5,305	1,088	10,220	0	378,587
	Shelby	89,625	15,851	6,791	11,596	1,931	1,178	110	0	0	127,082
4th.....	Circuit Total	1,390,436	344,651	163,531	378,318	48,182	27,032	6,068	57,264	21	2,415,502
5th.....	Clark	70,190	23,685	21	23,689	2,145	0	18	3,180	0	122,927
	Coles	317,940	103,644	12,242	103,489	6,523	12,518	544	9,635	0	566,535
	Cumberland	50,001	13,677	7,802	13,518	2,312	1,722	228	3,946	0	93,206
	Edgar	99,683	23,038	3,330	22,867	4,026	993	4,793	0	0	158,730
	Vermilion	1,081,629	123,756	46,400	123,549	17,870	14,303	2,301	0	0	1,409,808
5th.....	Circuit Total	1,619,443	287,800	69,795	287,112	32,876	29,536	7,884	16,761	0	2,351,206



**CIRCUIT CLERK  
FEES AND OTHER REVENUE BY COUNTY  
DECEMBER 1, 2014 - NOVEMBER 30, 2015**

CIRCUIT	COUNTY	FEES AND OTHER REVENUE OF CLERK'S OFFICE									
		CLERK'S FEES AND COSTS	COURT AUTOMA- TION FUND	MAINTENANCE AND CHILD SUPPORT	DOCUMENT STORAGE FUND	OPERATION AND ADMIN. FUND	CLERK'S E-CITATION FUND	INTEREST ON INVESTED FUNDS	DHFS IV-D CONTR. & INCENT.	OTHER	TOTAL FEES AND OTHER REVENUE
6th.....	Champaign	1,158,478	253,885	13,104	247,419	217,914	24,292	2,116	27,384	0	1,944,592
	DeWitt	87,233	19,011	14,086	19,018	4,182	1,063	38	6,778	0	151,409
	Douglas	86,544	27,512	12,170	26,751	5,161	1,364	83	0	0	159,584
	Macon	1,048,553	290,502	49,259	286,781	35,054	4,868	6,850	24,638	0	1,746,505
	Moultrie	69,165	18,875	15,091	18,849	2,475	1,187	84	3,236	0	128,962
	Piatt	63,020	20,099	5,419	20,006	7,660	949	23	2,708	0	119,884
6th.....	Circuit Total	2,512,993	629,885	109,129	618,824	272,446	33,723	9,193	64,744	0	4,250,937
7th.....	Greene	47,388	7,240	4,927	7,262	2,437	0	2	4,845	3,710	77,812
	Jersey	199,963	21,466	4,237	20,984	5,035	5,723	192	4,815	0	262,414
	Macoupin	305,559	62,363	11,620	61,123	7,464	0	747	11,689	0	460,564
	Morgan	174,559	60,044	22,785	62,475	6,651	2,887	625	12,007	0	342,033
	Sangamon	1,715,075	420,244	48,031	465,202	54,938	37,836	116,381	41,574	0	2,899,280
	Scott	20,079	18,595	2,232	18,595	909	453	0	1,080	0	61,943
7th.....	Circuit Total	2,462,622	589,952	93,832	635,642	77,433	46,899	117,947	76,009	3,710	4,104,045
8th.....	Adams	540,148	49,281	83	146,252	11,467	3,299	4,060	13,582	624	768,795
	Brown	33,480	7,690	3,770	7,598	947	0	51	0	0	53,537
	Calhoun	37,851	10,478	1,031	10,399	426	0	214	3,421	0	63,820
	Cass	77,509	6,705	8,435	6,731	4,273	0	212	1,638	0	105,502
	Mason	101,500	28,426	4,137	27,821	10,901	6,546	878	5,301	0	185,510
	Menard	68,678	4,903	425	2,952	1,357	0	402	4,849	0	83,566
	Pike	111,863	48,917	4,865	48,941	5,510	0	652	4,881	0	225,629
	Schuyler	65,595	18,449	5,970	18,257	4,570	15	0	3,324	0	116,180
8th.....	Circuit Total	1,036,624	174,849	28,716	268,952	39,451	9,860	6,468	36,995	624	1,602,539
9th.....	Fulton	165,279	54,680	23,440	54,537	3,070	1,800	3,134	6,321	194	312,454
	Hancock	74,588	14,483	144	14,439	3,631	0	385	2,915	0	110,584
	Henderson	37,120	18,418	2,682	18,231	3,292	1,102	79	4,065	0	84,989
	Knox	259,996	89,563	9,003	82,474	6,644	4,086	0	11,445	0	463,211
	McDonough	291,553	76,264	8,461	74,554	9,156	5,178	1,212	6,777	0	473,155
	Warren	91,430	27,803	8,246	27,633	4,960	507	200	0	0	160,779
9th.....	Circuit Total	919,967	281,211	51,976	271,867	30,752	12,673	5,010	31,523	194	1,605,173
10th.....	Marshall	70,723	10,916	7,315	10,881	1,844	315	74	5,389	0	107,458
	Peoria	1,495,612	514,258	86,227	516,894	54,056	18,901	2,963	27,278	0	2,716,188
	Putnam	29,073	6,461	2,583	6,484	961	0	0	2,883	0	48,445
	Stark	24,048	7,161	8,534	6,982	1,586	0	32	3,371	0	51,714
	Tazewell	834,493	583,451	145,240	565,081	40,881	15,254	2,660	24,635	34,214	2,245,909
10th.....	Circuit Total	2,453,950	1,122,247	249,899	1,106,322	99,328	34,470	5,728	63,556	34,214	5,169,714
11th.....	Ford	64,613	17,427	0	21,090	2,030	80	223	4,520	9,240	119,222
	Livingston	217,175	32,999	5,615	16,834	8,417	4,465	739	8,315	0	294,558
	Logan	150,268	51,510	29,595	51,550	9,065	851	290	9,198	0	302,326
	McLean	1,119,356	448,781	58,929	335,600	34,040	51,754	4,162	11,000	0	2,063,622
	Woodford	140,503	51,549	216	51,493	9,011	6,136	59	3,358	990	263,315
11th.....	Circuit Total	1,691,915	602,266	94,355	476,566	62,563	63,286	5,472	36,390	10,230	3,043,044

**CIRCUIT CLERK  
FEES AND OTHER REVENUE BY COUNTY  
DECEMBER 1, 2014 - NOVEMBER 30, 2015**

CIRCUIT	COUNTY	FEES AND OTHER REVENUE OF CLERK'S OFFICE									TOTAL FEES AND OTHER REVENUE
		CLERK'S FEES AND COSTS	COURT AUTOMATION FUND	MAINTENANCE AND CHILD SUPPORT	DOCUMENT STORAGE FUND	OPERATION AND ADMIN FUND	CLERK'S E-CITATION FUND	INTEREST ON INVESTED FUNDS	DHFS IV-D CONTR. & INCENT.	OTHER	
12th.....	Will	6,186,003	1,207,258	123,295	1,207,274	203,427	130,186	27,813	46,665	0	9,131,921
12th.....	Circuit Total	6,186,003	1,207,258	123,295	1,207,274	203,427	130,186	27,813	46,665	0	9,131,921
13th.....	Bureau	213,194	55,410	20,487	55,073	6,129	0	535	7,218	0	358,046
	Grundy	356,145	79,507	18,943	71,876	14,813	9,061	261	7,467	0	558,073
	LaSalle	750,410	195,838	22,606	196,123	28,969	0	55	21,017	0	1,215,017
13th.....	Circuit Total	1,319,749	330,755	62,036	323,072	49,911	9,061	851	35,702	0	2,131,136
14th.....	Henry	346,182	115,220	18,781	114,836	7,582	0	6,366	10,513	0	619,479
	Mercer	83,033	17,019	664	20,106	3,453	0	492	5,247	0	130,014
	Rock Island	1,317,954	217,054	75,561	218,063	26,003	4,076	0	33,636	0	1,892,347
	Whiteside	319,827	128,632	0	128,802	9,729	0	0	14,060	0	601,050
14th.....	Circuit Total	2,066,996	477,925	95,006	481,806	46,767	4,076	6,858	63,456	0	3,242,890
15th.....	Carroll	88,482	11,387	5,674	11,486	1,990	0	893	2,388	0	122,300
	Jo Daviess	90,110	25,133	0	21,310	3,363	0	429	3,878	0	144,222
	Lee	233,190	129,786	14,131	129,718	7,687	4,575	1,820	4,764	0	525,671
	Ogle	303,281	54,595	144	54,290	8,534	5,255	5,544	5,609	0	437,252
	Stephenson	334,873	97,609	14,921	98,059	7,537	0	0	12,643	0	565,642
15th.....	Circuit Total	1,049,937	318,510	34,870	314,863	29,110	9,830	8,685	29,281	0	1,795,088
16th.....	Kane	3,537,788	1,076,538	134,099	987,084	345,776	110,475	4,498	35,082	0	6,231,342
16th.....	Circuit Total	3,537,788	1,076,538	134,099	987,084	345,776	110,475	4,498	35,082	0	6,231,342
17th.....	Boone	441,003	109,241	10,936	109,113	23,146	10,369	2,860	6,838	0	713,505
	Winnebago	2,212,596	664,245	84,427	1,011,625	0	0	0	55,493	0	4,028,387
17th.....	Circuit Total	2,653,599	773,487	95,363	1,120,738	23,146	10,369	2,860	62,331	0	4,741,891
18th.....	DuPage	7,254,985	1,994,725	278,992	2,071,865	697,138	222,616	40,778	0	0	12,561,099
18th.....	Circuit Total	7,254,985	1,994,725	278,992	2,071,865	697,138	222,616	40,778	0	0	12,561,099
19th.....	Lake	4,437,673	1,095,557	68,773	467,464	288,787	96,373	6,298	45,963	47,832	6,554,718
19th.....	Circuit Total	4,437,673	1,095,557	68,773	467,464	288,787	96,373	6,298	45,963	47,832	6,554,718
20th.....	Monroe	134,794	16,534	561	16,448	7,150	0	421	1,185	0	177,093
	Perry	111,097	31,594	27,198	31,410	3,571	0	0	0	0	204,870
	Randolph	193,034	48,735	7,013	48,560	5,114	3,725	112	5,895	0	312,188
	St. Clair	2,902,571	978,259	83,652	1,011,918	109,852	49,646	1,273	32,022	0	5,169,192
	Washington	62,121	16,288	3,266	16,186	4,490	2,238	48	4,377	10	109,024
20th.....	Circuit Total	3,403,617	1,091,410	121,691	1,124,522	130,176	55,609	1,854	43,479	10	5,972,367
21st.....	Iroquois	136,259	56,670	13,358	55,412	6,561	3,306	200	6,397	16,303	294,465
	Kankakee	858,845	286,397	19,583	282,123	32,546	15,862	550	6,580	0	1,502,486
21st.....	Circuit Total	995,104	343,067	32,941	337,536	39,106	19,168	750	12,977	16,303	1,796,951
22nd.....	McHenry	2,934,363	558,480	119,783	535,607	94,403	36,061	127,582	13,434	0	4,419,713
22nd.....	Circuit Total	2,934,363	558,480	119,783	535,607	94,403	36,061	127,582	13,434	0	4,419,713
23rd.....	DeKalb	515,796	294,009	17,655	284,063	32,137	17,708	4,432	13,617	0	1,179,417
	Kendall	559,714	147,612	45,128	150,455	20,661	8,621	496	10,422	0	943,109
	Circuit Total	1,075,510	441,621	62,783	434,518	52,799	26,329	4,927	24,039	0	2,122,525
	Downstate Total	66,765,617	15,031,075	2,296,859	15,605,188	2,833,617	1,067,220	448,401	967,323	163,968	105,179,267
Cook	Cook County	55,189,890	7,687,553	1,605,689	6,807,877	755,277	274,315	0	4,013,743	0	76,334,344
	State Total	121,955,507	22,718,628	3,902,548	22,413,065	3,588,894	1,341,535	448,401	4,981,066	163,968	181,513,611

**CIRCUIT CLERK  
COST OF OPERATING BY COUNTY  
DECEMBER 1, 2014 - NOVEMBER 30, 2015**

COST OF OPERATING CLERK'S OFFICE												
CIRCUIT	COUNTY	CLERK'S SALARY	ALL OTHER PERSONNEL SALARIES	FULL TIME STAFF	PART TIME STAFF	AUTOMATION EXPENSES *	MAINTENANCE AND CHILD SUPPORT EXPENSES *	COURT DOCUMENT STORAGE EXPENSES *	OPERATION & ADMIN. FUND EXPENSES	E-CITATION EXPENSES	OTHER OFFICE EXPENSES	TOTAL COST OF OPERATING EXPENSES
1st.....	Alexander	39,500	81,000	2	1	16,401	20,359	38,567	1,794	0	10,000	207,620
	Jackson	62,000	617,417	16	1	206,623	21,587	198,834	59,174	0	35,996	1,201,631
	Johnson	45,177	79,988	3	0	22,482	0	29,294	1,513	0	5,084	183,537
	Massac	43,108	138,090	4	0	35,015	3,847	69,384	3,929	0	3,203	296,576
	Pope	40,025	24,540	1	0	5,699	3,416	9,357	463	0	2,514	86,014
	Pulaski	48,438	98,571	4	0	9,044	0	18,273	0	0	18,768	193,093
	Saline	60,600	158,582	6	0	43,393	14,069	33,182	4,840	0	27,605	342,271
	Union	60,000	132,769	4	0	56,652	330	52,413	0	0	4,913	307,077
Williamson	74,403	367,672	13	0	47,296	35,772	51,082	0	0	14,749	590,974	
1st.....	Circuit Total	473,251	1,698,629	53	2	442,604	99,380	500,386	71,713	0	122,832	3,408,793
2nd.....	Crawford	53,838	131,977	5	1	39,523	12,332	0	0	0	11,580	249,250
	Edwards	35,800	24,726	1	2	14,598	12,818	12,812	1,488	0	8,615	110,857
	Franklin	59,203	154,180	9	2	101,817	2,980	75,510	8,631	0	7,870	410,190
	Gallatin	42,210	38,520	2	0	10,586	0	3,250	901	0	22,393	117,860
	Hamilton	34,775	46,296	1	2	10,504	8,676	17,125	1,728	0	6,246	125,350
	Hardin	24,826	19,301	1	0	8,080	397	4,541	540	0	4,059	61,745
	Jefferson	54,050	275,993	10	0	66,321	34,775	13,300	5,556	0	0	449,994
	Lawrence	37,038	72,760	4	0	8,306	24,780	5,115	172	0	10,706	158,877
	Richland	43,884	62,804	4	1	31,928	7,980	20,518	832	0	14,288	182,234
	Wabash	36,000	71,178	3	0	17,475	4,171	16,058	2,084	0	14,069	161,036
	Wayne	43,901	124,797	4	2	37,139	18,494	39,296	2,003	0	17,392	283,022
	White	43,522	102,650	4	0	15,820	4,758	945	3,253	0	6,622	177,570
2nd.....	Circuit Total	509,047	1,125,183	48	10	362,096	132,160	208,469	27,189	0	123,841	2,487,984
3rd.....	Bond	57,427	149,703	5	1	47,251	15,980	15,144	9,055	6,659	19,580	320,799
	Madison	104,686	2,763,349	81	1	581,146	83,537	1,038,291	108,002	30,977	214,333	4,924,321
3rd.....	Circuit Total	162,113	2,913,052	86	2	628,397	99,517	1,053,435	117,057	37,636	233,913	5,245,120
4th.....	Christian	62,797	179,185	9	1	31,379	22,825	46,672	0	1,214	98,313	442,385
	Clay	51,735	66,361	3	1	17,456	13,452	542	409	0	11,748	161,703
	Clinton	65,567	151,757	6	0	21,029	26,092	9,315	738	0	13,248	287,746
	Effingham	59,064	229,716	11	1	95,854	26,676	76,218	14,411	0	7,937	509,876
	Fayette	54,837	79,745	6	0	103,045	16,082	96,560	6,473	0	12,123	368,863
	Jasper	52,000	56,308	2	0	15,575	0	1,756	0	0	7,493	133,132
	Marion	60,000	197,740	9	2	36,856	85,089	26,776	589	0	60,330	467,380
	Montgomery	60,495	164,826	8	1	115,822	23,855	29,500	8,295	0	7,557	410,350
	Shelby	56,430	147,035	4	0	47,817	7,433	8,008	971	0	15,323	283,019
4th.....	Circuit Total	522,925	1,272,674	58	6	484,832	221,505	295,346	31,885	1,214	234,072	3,064,454
5th.....	Clark	46,000	139,295	5	2	15,742	0	32,728	2,420	0	9,354	245,540
	Coles	64,480	254,790	13	1	28,228	21,080	76,895	1,621	0	32,756	479,850
	Cumberland	38,488	63,086	3	0	22,970	7,627	11,574	42	0	7,610	151,397
	Edgar	45,483	122,345	5	2	11,931	4,260	28,568	1,559	0	17,661	231,806
	Vermilion	64,700	447,160	22	2	158,882	59,698	96,363	43,492	0	42,126	912,421
5th.....	Circuit Total	259,151	1,026,676	48	7	237,753	92,664	246,129	49,135	0	109,507	2,021,015

\* Includes expenditures paid from the County General Fund

**CIRCUIT CLERK  
COST OF OPERATING BY COUNTY  
DECEMBER 1, 2014 - NOVEMBER 30, 2015**

COST OF OPERATING CLERKS OFFICE												
CIRCUIT	COUNTY	CLERK'S SALARY	ALL OTHER PERSONNEL SALARIES	FULL TIME STAFF	PART TIME STAFF	AUTOMATION EXPENSES *	MAINTENANCE AND CHILD SUPPORT EXPENSES*	COURT DOCUMENT STORAGE EXPENSES *	OPERATION & ADMIN. FUND EXPENSES	E-CITATION EXPENSES	OTHER OFFICE EXPENSES	TOTAL COST OF OPERATING EXPENSES
6th.....	Champaign	90,070	955,557	37	1	279,422	58,788	176,621	137,650	0	33,311	1,731,419
	DeWitt	56,663	103,517	6	0	19,762	20,408	3,507	2,249	1,772	10,686	218,563
	Douglas	61,650	161,552	5	2	17,078	5,184	23,645	1,186	0	5,356	275,651
	Macon	81,813	770,268	35	1	299,240	14,325	316,379	43,681	0	294,939	1,820,645
	Moultrie	51,396	103,704	5	0	26,902	15,104	14,694	2,453	3,128	14,485	231,866
	Piatt	55,000	206,526	6	0	10,291	0	5,445	0	0	19,600	296,862
6th.....	Circuit Total	396,592	2,301,124	94	4	652,695	113,809	540,291	187,219	4,900	378,377	4,575,006
7th.....	Greene	56,876	88,171	3	1	11,981	0	25,072	1,110	0	6,142	189,354
	Jersey	54,483	137,236	5	0	18,489	0	42,089	3,603	0	58,399	314,298
	Macoupin	62,280	392,133	9	0	45,470	98	10,730	16,083	0	31,759	558,553
	Morgan	61,350	161,983	9	0	74,596	30,826	55,900	10,000	0	33,207	427,862
	Sangamon	97,861	1,721,935	59	15	407,174	90,757	442,884	196,146	0	899,337	3,856,095
	Scott	41,281	16,969	1	0	0	6,500	5,000	0	0	5,762	75,512
7th.....	Circuit Total	374,131	2,518,428	86	16	557,709	128,181	581,675	226,942	0	1,034,607	5,421,673
8th.....	Adams	57,350	354,325	13	0	57,937	19,951	148,467	3,970	0	54,993	696,992
	Brown	35,500	44,954	2	0	1,727	2,980	8,591	210	0	0	93,962
	Calhoun	35,838	28,349	1	1	7,473	988	15,000	450	0	4,141	92,239
	Cass	75,654	117,500	3	2	17,627	0	975	123	0	5,358	217,237
	Mason	64,770	95,372	4	0	25,000	0	25,000	4,160	0	14,883	229,186
	Menard	64,000	95,791	3	0	4,765	0	6,567	1,200	0	8,601	180,924
	Pike	47,696	89,287	7	0	48,698	0	71,202	0	0	8,601	265,483
	Schuyler	42,827	80,559	3	0	44,047	3,270	890	0	0	10,492	182,085
8th.....	Circuit Total	423,634	906,137	36	3	207,274	27,189	276,692	10,113	0	107,069	1,958,108
9th.....	Fulton	68,430	289,043	10	0	24,178	38,708	20,157	3,629	0	24,772	468,918
	Hancock	49,374	121,366	4	0	2,428	0	2,899	0	0	7,439	183,506
	Henderson	47,859	86,615	3	2	937	0	0	1,083	0	12,600	149,093
	Knox	64,230	380,045	18	0	67,521	0	111,357	7,590	0	18,337	649,081
	McDonough	51,677	317,848	12	0	60,070	5,028	58,871	0	0	30,377	523,871
	Warren	48,713	72,485	6	0	36,616	41,192	20,012	1,772	0	7,619	228,409
9th.....	Circuit Total	330,283	1,267,402	53	2	191,750	84,928	213,297	14,074	0	101,144	2,202,878
10th....	Marshall	50,341	90,671	3	1	10,225	1,672	16,592	3,364	0	10,898	183,762
	Peoria	92,463	751,211	46	0	514,258	103,567	516,894	0	0	353,315	2,331,708
	Putnam	46,508	63,461	2	0	8,689	4,585	3,879	1,317	0	5,649	134,088
	Stark	43,700	32,489	1	1	13,458	8,136	2,035	1,793	0	4,557	106,167
	Tazewell	80,336	924,185	38	2	147,695	171,555	151,063	2,253	0	0	1,477,086
10th....	Circuit Total	313,348	1,862,017	90	4	694,324	289,514	690,462	8,727	0	374,419	4,232,810
11th....	Ford	52,000	64,413	4	2	6,504	0	23,929	0	0	53,563	200,409
	Livingston	64,800	309,000	10	1	32,253	5,500	11,787	1,886	0	18,302	443,528
	Logan	58,250	353,806	9	5	39,001	14,000	26,396	154	0	34,458	526,064
	McLean	95,292	1,544,699	50	26	164,247	95,159	176,481	18,393	0	376,433	2,470,704
	Woodford	55,219	194,038	8	1	48,126	445	53,349	25	0	49,939	401,141
11th....	Circuit Total	325,561	2,465,956	81	35	290,131	115,104	291,941	20,458	0	532,695	4,041,846

\*Includes expenditures paid from the County General Fund

**CIRCUIT CLERK  
COST OF OPERATING BY COUNTY  
DECEMBER 1, 2014 - NOVEMBER 30, 2015**

COST OF OPERATING CLERK'S OFFICE												
CIRCUIT	COUNTY	CLERK'S SALARY	ALL OTHER PERSONNEL SALARIES	FULL TIME STAFF	PART TIME STAFF	AUTOMATION EXPENSES *	MAINTENANCE AND CHILD SUPPORT EXPENSES*	COURT DOCUMENT STORAGE EXPENSES *	OPERATION & ADMIN. FUND EXPENSES	E-CITATION EXPENSES	OTHER OFFICE EXPENSES	TOTAL COST OF OPERATING EXPENSES
12th....	Will	93,115	4,446,242	146	2	1,226,523	157,686	886,335	274,092	44,260	3,039,240	10,167,491
12th....	Circuit Total	93,115	4,446,242	146	2	1,226,523	157,686	886,335	274,092	44,260	3,039,240	10,167,491
13th....	Bureau	58,110	133,041	9	0	53,904	15,324	35,422	0	0	14,201	310,002
	Grundy	78,539	139,702	8	0	77,375	50,651	50,058	11,685	0	4,749	412,759
	LaSalle	65,261	1,617,415	30	4	137,211	91,600	221,953	15,306	0	6,911	2,155,658
13th....	Circuit Total	201,910	1,890,158	47	4	268,490	157,575	307,433	26,991	0	25,861	2,878,419
14th....	Henry	68,729	295,195	12	5	93,461	32,176	89,423	1,212	0	19,859	600,055
	Mercer	48,342	47,710	2	1	20,409	766	12,677	1,491	0	8,264	139,659
	Rock Island	90,345	1,428,482	39	2	177,618	119,178	194,469	16,513	0	0	2,026,606
	Whiteside	72,750	128,999	11	3	171,897	17,719	250,516	6,749	0	27,876	676,505
14th....	Circuit Total	280,166	1,900,386	64	11	463,385	169,839	547,084	25,966	0	55,998	3,442,825
15th....	Carroll	51,704	78,733	4	0	8,620	5,103	7,576	0	0	19,281	171,017
	Jo Daviess	66,160	114,956	5	0	31,327	10,000	9,503	1,786	0	25,051	258,784
	Lee	62,112	295,616	11	2	208,953	41,684	112,935	5,090	0	40,693	767,083
	Ogle	75,000	467,913	12	0	46,880	7,500	84,315	8,614	0	17,307	707,527
	Stephenson	53,000	233,029	13	0	106,816	35,319	119,731	9,118	0	3,059	560,073
15th....	Circuit Total	307,976	1,190,247	45	2	402,596	99,607	334,061	24,607	0	105,391	2,464,484
16th....	Kane	90,655	3,188,063	112	2	562,137	45,357	494,957	263,923	105,390	2,154,941	6,905,423
16th....	Circuit Total	90,655	3,188,063	112	2	562,137	45,357	494,957	263,923	105,390	2,154,941	6,905,423
17th....	Boone	67,405	444,766	21	3	125,391	18,255	162,026	36,205	0	24,541	878,589
	Winnebago	86,566	2,586,832	92	5	637,403	101,797	1,072,857	0	0	980,086	5,465,542
17th....	Circuit Total	153,971	3,031,598	113	8	762,794	120,052	1,234,883	36,205	0	1,004,627	6,344,131
18th....	DuPage	155,531	7,399,351	174	3	2,142,099	298,844	2,800,099	519,942	267,196	661,098	14,244,158
18th....	Circuit Total	155,531	7,399,351	174	3	2,142,099	298,844	2,800,099	519,942	267,196	661,098	14,244,158
19th....	Lake	121,713	5,166,115	140	5	297,364	107,965	1,110,172	0	7,500	2,655,596	9,466,425
19th....	Circuit Total	121,713	5,166,115	140	5	297,364	107,965	1,110,172	0	7,500	2,655,596	9,466,425
20th....	Monroe	66,513	155,769	4	1	31,126	0	0	0	0	17,627	271,034
	Perry	54,000	106,711	4	0	14,541	17,746	3,426	967	0	14,257	211,648
	Randolph	64,155	195,472	5	1	31,634	43,754	32,331	2,517	0	12,102	381,966
	St. Clair	95,899	1,777,103	68	1	416,007	210,516	390,178	0	0	11,836	2,901,539
	Washington	53,400	87,372	3	0	13,344	2,980	16,447	1,352	0	9,336	184,230
20th....	Circuit Total	333,967	2,322,426	84	3	506,652	274,996	442,382	4,835	0	65,158	3,950,417
21st....	Iroquois	53,226	174,412	7	0	14,473	15,348	19,144	6,879	0	0	283,481
	Kankakee	75,869	530,770	35	0	564,580	26,349	295,195	40,981	0	37,119	1,570,862
21st....	Circuit Total	129,095	705,183	42	0	579,052	41,697	314,338	47,859	0	37,119	1,854,344
22nd....	McHenry	104,750	1,680,751	63	0	610,564	141,731	444,630	82,003	34,992	43,705	3,143,126
22nd....	Circuit Total	104,750	1,680,751	63	0	610,564	141,731	444,630	82,003	34,992	43,705	3,143,126
23rd....	DeKalb	103,717	725,342	21	19	322,625	24,452	179,646	2,530	0	523,830	1,882,141
	Kendall	88,716	433,811	25	4	230,555	66,852	167,159	18,141	0	39,714	1,044,947
	Circuit Total	192,433	1,159,153	46	23	553,180	91,304	346,805	20,671	0	563,544	2,927,089
	Downstate Total	6,255,317	53,436,951	1,809	154	13,124,399	3,110,604	14,161,300	2,091,606	503,088	13,764,755	106,448,020
Cook	Cook County	105,000	74,256,865	1,547	0	8,764,148	0	8,065,183	825,690	0	4,816,538	96,833,424
	State Total	6,360,317	127,693,815	3,356	154	21,888,547	3,110,604	22,226,483	2,917,296	503,088	18,581,293	203,281,444

\*Includes expenditures paid from the County General Fund

**CIRCUIT CLERK  
DISBURSEMENT OF FUNDS BY COUNTY  
DECEMBER 1, 2014 - NOVEMBER 30, 2015**

CIRCUIT	COUNTY	MAINTENANCE AND CHILD SUPPORT PAYMENTS	FINES, PENALTIES, ASSESSMENTS AND FORFEITURES MUNICIPALITIES (CITIES, VILLAGES, TOWNS & PARK DISTRICTS)				
			ALL EXCEPT DRUG FINES	DRUG FINES	CRIME LAB & CRIME LAB DUI	OTHER	TOTAL MUNICIPALITIES*
			1st.....	Alexander	882,674	274,696	0
	Jackson	4,566,752	408,497	7,015	0	98,904	515,875
	Johnson	1,057,793	25,925	39	0	3,496	29,459
	Massac	1,814,248	66,874	0	5,491	2,045	74,410
	Pope	257,562	2,503	0	0	0	2,503
	Pulaski	520,530	588,017	0	0	0	588,017
	Saline	3,177,140	56,086	0	0	12,342	68,429
	Union	1,488,142	59,704	0	0	6,156	65,860
	Williamson	8,321,224	376,706	3,469	0	30,448	415,141
1st.....	Circuit Total	22,086,065	1,859,007	10,522	5,491	153,392	2,034,659
2nd.....	Crawford	2,314,887	81,848	0	0	21,287	104,255
	Edwards	776,072	8,159	0	0	1,609	16,100
	Franklin	4,424,936	121,436	0	0	7,680	129,117
	Gallatin	586,169	4,814	0	0	945	5,759
	Hamilton	921,097	3,230	100	0	3,442	6,912
	Hardin	337,639	4,164	0	0	1,365	8,673
	Jefferson	4,975,583	191,032	0	0	7,326	200,358
	Lawrence	1,573,828	31,477	184	2,710	2,522	36,893
	Richland	1,813,363	73,803	150	0	19,562	93,515
	Wabash	1,639,065	58,283	0	5,784	4,292	68,359
	Wayne	1,847,146	20,891	0	0	1,785	22,676
	White	1,991,449	37,688	2,351	0	6,241	46,280
2nd.....	Circuit Total	23,201,233	636,825	2,785	8,494	78,056	738,897
3rd.....	Bond	1,347,460	48,319	0	0	4,115	52,434
	Madison	28,549,609	523,655	13,512	0	280,448	835,975
3rd.....	Circuit Total	29,897,069	571,974	13,512	0	284,563	888,409
4th.....	Christian	4,283,269	115,068	0	8,735	6,185	129,989
	Clay	1,649,831	34,329	0	0	8,192	45,168
	Clinton	2,642,696	161,451	6,215	0	17,460	187,526
	Effingham	3,326,361	111,859	0	0	8,853	121,012
	Fayette	2,074,017	156,318	0	0	0	156,318
	Jasper	703,980	18,085	0	0	6,315	24,400
	Marion	5,126,030	174,684	1,979	0	29,780	206,444
	Montgomery	3,070,427	203,232	0	0	9,200	213,615
	Shelby	2,322,473	41,199	0	7,846	2,480	51,525
4th.....	Circuit Total	25,199,084	1,016,225	8,194	16,582	88,465	1,135,998
5th.....	Clark	1,540,129	0	0	0	5,925	6,522
	Coles	4,673,092	254,710	2,917	37,973	21,373	381,780
	Cumberland	1,205,946	59,605	7,458	0	0	67,765
	Edgar	1,154,602	58,285	0	0	5,573	63,858
	Vermilion	10,340,891	263,520	0	0	79,271	342,790
5th.....	Circuit Total	18,914,661	636,120	10,375	37,973	112,142	862,715

\*Includes Drug Task Force

**CIRCUIT CLERK  
DISBURSEMENT OF FUNDS BY COUNTY  
DECEMBER 1, 2014 - NOVEMBER 30, 2015**

CIRCUIT	COUNTY	MAINTENANCE AND CHILD SUPPORT PAYMENTS	FINES, PENALTIES, ASSESSMENTS AND FORFEITURES					TOTAL MUNICIPALITIES*
			MUNICIPALITIES (CITIES, VILLAGES, TOWNS & PARK DISTRICTS)					
			ALL EXCEPT DRUG FINES	DRUG FINES	CRIME LAB & CRIME LAB DUI	OTHER		
6th.....	Champaign	16,504,928	827,032	26,077	0	107,639	960,748	
	DeWitt	2,013,480	49,881	0	543	0	50,549	
	Douglas	1,928,591	91,276	981	0	3,957	98,404	
	Macon	17,251,354	286,882	24,124	4,694	131,565	449,092	
	Moultrie	1,961,345	26,999	156	0	5,151	32,306	
	Piatt	1,649,611	28,630	0	0	2,230	30,860	
6th.....	Circuit Total	41,309,308	1,310,700	51,338	5,237	250,542	1,621,959	
7th.....	Greene	1,453,746	42,785	98	0	5,941	49,129	
	Jersey	1,926,276	88,555	0	0	17,748	106,304	
	Macoupin	4,463,698	124,164	0	12,581	10,040	147,074	
	Morgan	4,573,039	80,826	652	0	20,513	101,990	
	Sangamon	26,399,784	722,953	12,569	5,112	234,200	974,834	
	Scott	476,384	6,255	0	700	172	7,127	
7th.....	Circuit Total	39,292,926	1,065,538	13,318	18,394	288,613	1,386,458	
8th.....	Adams	9,292,458	437,602	2,712	11,494	52,008	509,211	
	Brown	787,307	20,837	0	0	1,440	23,002	
	Calhoun	286,766	3,458	0	0	260	8,261	
	Cass	1,697,019	49,711	0	3,790	2,718	56,219	
	Mason	1,672,809	95,509	238	2,307	6,654	104,708	
	Menard	1,362,046	39,657	455	0	3,618	43,730	
	Pike	1,873,978	17,226	0	545	2,463	21,146	
	Schuyler	932,449	33,732	143	0	9,713	44,277	
8th.....	Circuit Total	17,904,832	697,731	3,548	18,136	78,874	810,554	
9th.....	Fulton	5,352,265	87,529	1,701	4,594	3,969	100,809	
	Hancock	2,053,279	95,149	1,414	0	0	96,563	
	Henderson	995,664	0	38	0	7,280	7,361	
	Knox	8,259,071	197,792	4,899	0	31,644	234,845	
	McDonough	3,563,576	304,569	11,731	0	38,883	356,073	
	Warren	2,525,214	73,939	2,061	215	20,209	96,424	
9th.....	Circuit Total	22,749,069	758,977	21,843	4,809	101,985	892,075	
10th.....	Marshall	1,450,847	28,176	399	0	3,249	31,824	
	Peoria	23,931,315	628,630	0	50,817	33,337	712,783	
	Putnam	586,685	13,919	396	0	640	68,883	
	Stark	637,328	3,999	0	0	920	4,919	
	Tazewell	19,247,894	1,044,804	6,152	0	0	1,054,006	
10th.....	Circuit Total	45,854,069	1,719,527	6,947	50,817	38,146	1,872,415	
11th.....	Ford	1,158,821	42,317	0	0	5,649	47,966	
	Livingston	5,504,934	217,090	278	0	29,223	246,646	
	Logan	3,385,747	126,660	451	0	18,635	145,747	
	McLean	21,488,207	838,181	23,753	926	148,134	1,022,527	
	Woodford	397,210	131,151	154	7,965	13,226	152,671	
11th.....	Circuit Total	31,934,919	1,355,399	24,636	8,891	214,867	1,615,556	

\*Includes Drug Task Force

**CIRCUIT CLERK  
DISBURSEMENT OF FUNDS BY COUNTY  
DECEMBER 1, 2014 - NOVEMBER 30, 2015**

CIRCUIT	COUNTY	MAINTENANCE AND CHILD SUPPORT PAYMENTS	FINES, PENALTIES, ASSESSMENTS AND FORFEITURES					TOTAL MUNICIPALITIES*
			MUNICIPALITIES (CITIES, VILLAGES, TOWNS & PARK DISTRICTS)					
			ALL EXCEPT DRUG FINES	DRUG FINES	CRIME LAB & CRIME LAB DUI	OTHER		
12th.....	Will	82,980,831	3,615,044	82,654	0	0	3,749,353	
12th.....	Circuit Total	82,980,831	3,615,044	82,654	0	0	3,749,353	
13th.....	Bureau	4,408,515	48,853	510	0	19,409	76,378	
	Grundy	7,219,607	169,450	3,892	0	29,910	209,621	
	LaSalle	14,662,899	333,673	14,135	0	98,811	448,540	
13th.....	Circuit Total	26,291,021	551,976	18,537	0	148,130	734,539	
14th.....	Henry	6,952,695	193,296	2,601	3,974	28,574	229,278	
	Mercer	1,775,711	19,114	0	0	1,797	20,911	
	Rock Island	20,833,796	798,817	40,235	90,807	41,806	971,666	
	Whiteside	9,181,712	259,221	11,124	0	30,508	319,594	
14th.....	Circuit Total	38,743,914	1,270,449	53,960	94,781	102,686	1,541,449	
15th.....	Carroll	1,305,333	66,629	756	7,818	3,362	78,565	
	Jo Daviess	1,231,003	95,012	236	0	14,596	109,844	
	Lee	4,272,476	180,563	1,707	0	22,153	204,543	
	Ogle	6,154,669	218,661	2,967	0	28,340	254,150	
	Stephenson	4,707,662	213,109	2,246	23,734	27,602	266,934	
15th.....	Circuit Total	17,671,143	773,973	7,912	31,552	96,054	914,037	
16th.....	Kane	53,769,941	1,824,633	47,362	130,755	346,950	2,357,712	
16th.....	Circuit Total	53,769,941	1,824,633	47,362	130,755	346,950	2,357,712	
17th.....	Boone	5,903,828	433,150	0	0	59,566	493,354	
	Winnebago	31,859,355	1,752,170	19,322	0	25,582	1,823,917	
17th.....	Circuit Total	37,763,183	2,185,321	19,322	0	85,147	2,317,271	
18th.....	DuPage	92,181,782	8,916,399	0	0	0	8,940,684	
18th.....	Circuit Total	92,181,782	8,916,399	0	0	0	8,940,684	
19th.....	Lake	51,677,432	7,140,969	11,192	0	0	7,164,083	
19th.....	Circuit Total	51,677,432	7,140,969	11,192	0	0	7,164,083	
20th.....	Monroe	3,333,785	168,290	0	8,751	20,093	197,133	
	Perry	2,856,108	63,547	0	0	17,404	80,951	
	Randolph	4,437,041	121,922	15,181	0	14,491	151,595	
	St. Clair	31,874,797	550,178	3,364	0	379,604	935,914	
	Washington	1,359,219	21,297	302	0	19,792	41,465	
20th.....	Circuit Total	43,860,949	925,234	18,847	8,751	451,383	1,407,058	
21st.....	Iroquois	2,260,965	35,327	175	0	5,089	40,591	
	Kankakee	12,212,030	476,565	55	399	88,302	570,805	
21st.....	Circuit Total	14,472,995	511,892	230	399	93,391	611,395	
22nd.....	McHenry	34,867,497	2,398,295	13,554	0	277,731	2,692,180	
22nd.....	Circuit Total	34,867,497	2,398,295	13,554	0	277,731	2,692,180	
23rd.....	DeKalb	10,435,687	541,674	3,526	10,155	0	555,355	
	Kendall	13,495,755	261,398	16,466	0	41,881	332,171	
23rd.....	Circuit Total	23,931,441	803,072	19,991	10,155	41,881	887,525	
	Downstate Total	836,555,366	42,545,280	460,579	451,216	3,332,998	47,176,982	
Cook	Cook County	353,719,345	9,181,071	39,245	0	3,148,906	12,369,222	
	State Total	1,190,274,711	51,726,351	499,824	451,216	6,481,904	59,546,204	

\*Includes Drug Task Force



**CIRCUIT CLERK  
DISBURSEMENT OF FUNDS BY COUNTY  
DECEMBER 1, 2014 - NOVEMBER 30, 2015**

CIRCUIT	COUNTY	FINES, PENALTIES, ASSESSMENTS AND FORFEITURES (CONTINUED)							
		TOWNSHIPS	COUNTY						
		TOTAL TOWNSHIPS *	CRIMINAL CASES	TRAFFIC CASES	DRUG FINES	CRIME LAB	CRIME LAB DUI	OTHER **	TOTAL COUNTY
1st.....	Alexander	0	28,203	28,897	0	1,930	1,775	0	60,805
	Jackson	550	103,203	91,206	10,936	0	0	294,680	500,025
	Johnson	0	36,782	176,620	120	0	0	93,442	306,965
	Massac	0	50,859	133,359	0	0	0	118,607	302,825
	Pope	4,579	19,147	41,783	300	0	0	12,771	74,000
	Pulaski	0	27,015	438,692	0	2,725	1,895	471,663	941,989
	Saline	0	214,902	59,540	3,551	0	0	38,670	316,662
	Union	0	117,029	130,837	0	0	0	29,290	277,156
	Williamson	0	117,087	385,440	6,532	0	0	178,641	687,700
1st.....	Circuit Total	5,129	714,226	1,486,374	21,438	4,655	3,670	1,237,764	3,468,128
2nd.....	Crawford	0	75,277	51,981	0	0	0	38,115	165,373
	Edwards	0	18,454	36,805	0	0	0	16,856	72,114
	Franklin	229	319,379	166,133	0	0	0	47,852	533,364
	Gallatin	0	35,855	42,978	62	0	0	19,666	98,561
	Hamilton	0	28,295	66,155	177	0	0	11,886	106,512
	Hardin	0	28,153	28,044	2,239	0	0	13,331	71,767
	Jefferson	13,673	193,374	129,497	0	0	0	8,870	331,741
	Lawrence	0	102,856	38,459	3,635	0	0	15,608	160,558
	Richland	0	86,989	60,172	75	0	0	38,443	185,679
	Wabash	0	80,465	33,098	0	0	1,590	33,144	148,297
	Wayne	0	15,028	102,324	438	0	0	44,672	162,462
	White	330	69,947	129,081	5,415	0	0	53,707	258,150
2nd.....	Circuit Total	14,233	1,054,073	884,727	12,040	0	1,590	342,150	2,294,580
3rd.....	Bond	0	67,520	405,657	0	0	0	174,767	647,945
	Madison	1,560	99,172	224,634	34,387	0	0	558,089	916,282
3rd.....	Circuit Total	1,560	166,692	630,291	34,387	0	0	732,856	1,564,227
4th.....	Christian	0	77,316	86,389	8,460	13,341	6,764	54,791	247,060
	Clay	8,453	101,455	46,059	635	6,538	0	19,418	174,105
	Clinton	180	109,209	86,457	6,565	5,910	0	46,726	254,868
	Effingham	5	154,793	363,804	167	31,805	12,706	110,044	673,319
	Fayette	0	188,230	272,000	5,896	87	762	145,806	612,780
	Jasper	0	27,607	39,130	0	0	0	24,778	91,515
	Marion	0	74,105	143,977	3,130	0	0	71,024	292,236
	Montgomery	9,756	194,627	420,778	25,805	0	0	125	641,335
	Shelby	0	64,012	47,034	506	0	0	23,122	134,674
4th.....	Circuit Total	18,393	991,354	1,505,628	51,162	57,680	20,232	495,835	3,121,891
5th.....	Clark	0	62,662	57,602	0	0	0	30,681	150,945
	Coles	558	250,050	179,688	12,057	4,080	22,192	67,421	535,488
	Cumberland	0	59,163	61,912	0	0	0	36,883	157,958
	Edgar	0	85,361	45,031	2,434	0	0	4,550	137,375
	Vermilion	4,772	83,029	149,325	3,427	0	0	18,419	254,199
5th.....	Circuit Total	5,330	540,265	493,557	17,918	4,080	22,192	157,953	1,235,965

\* Includes Drug Fines

\*\* Includes Percentage Distribution to County General Corporate Fund & Boating Fines paid to County

**CIRCUIT CLERK  
DISBURSEMENT OF FUNDS BY COUNTY  
DECEMBER 1, 2014 - NOVEMBER 30, 2015**

CIRCUIT	COUNTY	FINES, PENALTIES, ASSESSMENTS AND FORFEITURES (CONTINUED)							
		TOWNSHIPS	COUNTY						
		TOTAL TOWNSHIPS *	CRIMINAL CASES	TRAFFIC CASES	DRUG FINES	CRIME LAB	CRIME LAB DUI	OTHER **	TOTAL COUNTY
6th.....	Champaign	21,736	231,483	568,269	45,483	0	0	380,293	1,225,529
	DeWitt	100	66,487	73,384	3,476	1,255	300	36,635	181,538
	Douglas	500	28,612	111,256	4,029	0	0	51,181	195,078
	Macon	1,220	60,991	63,304	41,528	1,650	0	159,430	326,903
	Moultrie	1,070	42,125	128,667	72	0	0	57,592	228,456
	Piatt	88	53,501	151,179	3,027	6,906	1,000	77,278	292,890
6th.....	Circuit Total	24,714	483,199	1,096,060	97,615	9,811	1,300	762,408	2,450,393
7th.....	Greene	0	25,978	24,652	2,817	0	0	55,980	109,426
	Jersey	0	59,327	103,793	0	0	0	8,971	172,092
	Macoupin	500	142,843	226,832	0	0	12,420	77,687	459,783
	Morgan	50	84,148	51,715	2,389	0	0	125,209	263,461
	Sangamon	13,836	15,850	480,843	17,746	0	0	267,665	782,105
	Scott	0	12,323	31,595	1,133	0	0	24,322	69,374
7th.....	Circuit Total	14,386	340,469	919,431	24,085	0	12,420	559,835	1,856,240
8th.....	Adams	1,250	200,388	179,206	3,768	832	0	95,680	479,874
	Brown	0	21,085	38,916	100	0	0	24,164	84,265
	Calhoun	0	56,065	41,753	0	0	0	11,104	108,921
	Cass	0	64,417	47,260	0	0	0	18,970	130,647
	Mason	0	60,042	92,798	1,560	0	0	9,856	164,256
	Menard	0	59,748	43,101	13,554	0	0	17,629	134,032
	Pike	0	93,870	157,994	9,683	23,709	0	48,195	333,450
	Schuyler	100	57,095	80,635	518	0	0	39,177	177,425
8th.....	Circuit Total	1,350	612,709	681,664	29,182	24,541	0	264,775	1,612,871
9th.....	Fulton	0	126,684	2,851	8,369	0	0	300,436	438,340
	Hancock	0	76,281	104,417	2,487	261	21	21,137	204,604
	Henderson	0	18,132	101,133	888	0	0	107,539	227,692
	Knox	0	86,565	123,101	356	0	0	95,561	305,581
	McDonough	19,084	238,790	107,022	4,221	0	0	151,298	501,330
	Warren	50	84,275	85,961	4,456	249	0	21,440	196,381
9th.....	Circuit Total	19,134	630,727	524,485	20,775	510	21	697,410	1,873,928
10th.....	Marshall	0	35,683	41,935	1,105	0	0	67,793	146,515
	Peoria	2,203	316,490	314,574	0	0	22,753	706,223	1,360,040
	Putnam	0	33,272	19,371	41,533	0	0	13,651	107,827
	Stark	0	10,559	40,662	0	0	0	21,133	72,354
	Tazewell	0	82,777	646,764	27,738	0	0	199,584	956,864
10th.....	Circuit Total	2,203	478,781	1,063,306	70,377	0	22,753	1,008,383	2,643,600
11th.....	Ford	3,132	25,037	54,437	100	0	0	5,693	85,267
	Livingston	49,535	153,053	177,069	9,044	0	0	83,954	423,120
	Logan	2,439	92,162	181,747	3,969	0	0	215,008	492,886
	McLean	24,446	392,319	356,518	34,886	0	0	537,238	1,320,961
	Woodford	0	215,814	153,355	1,717	10,221	3,528	56,491	442,166
11th.....	Circuit Total	79,551	878,386	923,126	49,716	10,221	3,528	898,384	2,764,401

\* Includes Drug Fines

\*\* Includes Percentage Distribution to County General Corporate Fund & Boating Fines paid to County

**CIRCUIT CLERK  
DISBURSEMENT OF FUNDS BY COUNTY  
DECEMBER 1, 2014 - NOVEMBER 30, 2015**

CIRCUIT	COUNTY	FINES, PENALTIES, ASSESSMENTS AND FORFEITURES (CONTINUED)							
		TOWNSHIPS	COUNTY						
		TOTAL TOWNSHIPS *	CRIMINAL CASES	TRAFFIC CASES	DRUG FINES	CRIME LAB	CRIME LAB DUI	OTHER **	TOTAL COUNTY
12th.....	Will	52,392	246,894	1,179,376	158,894	0	0	2,275,010	3,860,174
12th.....	Circuit Total	52,392	246,894	1,179,376	158,894	0	0	2,275,010	3,860,174
13th.....	Bureau	0	78,562	62,707	9,143	0	0	49,757	200,169
	Grundy	0	100,008	284,527	28,897	0	0	167,748	581,180
	LaSalle	6,054	157,547	255,967	1,549	0	0	484,379	899,442
13th.....	Circuit Total	6,054	336,117	603,201	39,589	0	0	701,884	1,680,791
14th.....	Henry	293	374,319	218,288	48,525	2,743	150	85,774	729,798
	Mercer	0	83,547	80,863	5,668	1,350	0	70,958	242,386
	Rock Island	824	185,243	463,387	30,160	693	26,098	287,409	992,990
	Whiteside	873	214,046	329,186	17,368	0	0	128,795	689,395
14th.....	Circuit Total	1,989	857,156	1,091,724	101,720	4,786	26,248	572,935	2,654,569
15th.....	Carroll	0	31,502	51,277	888	0	4,108	46,763	134,538
	Jo Daviess	1,120	36,994	83,462	1,927	0	0	67,494	189,877
	Lee	2,141	92,038	303,390	266	0	0	129,907	525,602
	Ogle	0	143,576	370,016	8,084	0	0	168,510	690,187
	Stephenson	3,326	200,139	200,423	3,974	0	8,769	118,173	531,477
15th.....	Circuit Total	6,587	504,249	1,008,568	15,138	0	12,877	530,848	2,071,681
16th.....	Kane	7,689	760,114	435,333	72,077	0	0	1,947,578	3,215,102
16th.....	Circuit Total	7,689	760,114	435,333	72,077	0	0	1,947,578	3,215,102
17th.....	Boone	55,606	266,992	664,377	4,945	0	0	270,871	1,207,184
	Winnebago	14,789	502,375	779,296	30,173	0	0	1,839,890	3,151,734
17th.....	Circuit Total	70,394	769,367	1,443,673	35,117	0	0	2,110,761	4,358,918
18th.....	DuPage	174,017	1,760,861	1,035,269	22,255	49,154	0	7,046,418	9,913,957
18th.....	Circuit Total	174,017	1,760,861	1,035,269	22,255	49,154	0	7,046,418	9,913,957
19th.....	Lake	69	243,273	1,811,569	16,946	39,754	826	1,190,527	3,326,389
19th.....	Circuit Total	69	243,273	1,811,569	16,946	39,754	826	1,190,527	3,326,389
20th.....	Monroe	4,941	47,021	39,999	0	356	2,100	31,905	121,381
	Perry	0	88,208	54,444	422	0	0	22,288	165,362
	Randolph	0	62,354	91,498	13,635	0	0	5,002	172,489
	St. Clair	4,747	71,434	297,791	18,042	1,040	0	812,832	1,201,139
	Washington	0	25,187	77,092	1,784	0	0	44,157	148,221
20th.....	Circuit Total	9,687	294,204	560,824	33,883	1,396	2,100	916,184	1,808,591
21st.....	Iroquois	200	53,839	254,943	611	0	0	1,645	311,039
	Kankakee	3,822	744,248	336,726	239	0	0	21,874	1,103,088
21st.....	Circuit Total	4,022	798,088	591,670	850	0	0	23,519	1,414,126
22nd.....	McHenry	23,216	444,245	370,724	73,221	888	0	45,351	938,641
22nd.....	Circuit Total	23,216	444,245	370,724	73,221	888	0	45,351	938,641
23rd.....	DeKalb	8,856	280,743	370,662	8,898	0	0	612,301	1,272,604
	Kendall	32,296	236,817	162,165	36,384	0	0	353,685	789,050
23rd.....	Circuit Total	41,152	517,559	532,827	45,282	0	0	965,986	2,061,655
	Downstate Total	583,253	14,423,009	20,873,408	1,043,669	207,476	129,757	25,484,755	62,190,818
Cook	Cook County	139,548	2,872,922	12,165,274	1,649	0	0	275,140	15,314,985
	State Total	722,801	17,295,931	33,038,682	1,045,318	207,476	129,757	25,759,895	77,505,803

\* Includes Drug Fines

\*\* Includes Percentage Distribution to County General Corporate Fund & Boating Fines paid to County

**CIRCUIT CLERK  
DISBURSEMENT OF FUNDS BY COUNTY  
DECEMBER 1, 2014 - NOVEMBER 30, 2015**

CIRCUIT	COUNTY	FINES, PENALTIES, ASSESSMENTS AND FORFEITURES (CONTINUED)									
		STATE									
		TOTAL DNR FUNDS	ROAD FUND	LUMP SUM SURCHARGE	DRUG TRAFFIC PREVENTION	CRIME LAB	STATE POLICE DUI FUND	VIOLENT CRIME VICTIMS ASST	TRAFFIC & CRIMINAL CONVICTION	DRIVERS EDUCATION FUND	DOMESTIC VIOL. SHEL. & SERV. FND.
1st.....	Alexander	905	34,064	0	0	0	0	31,142	44,855	27,129	0
	Jackson	6,524	5,229	96,831	0	1,222	5,418	853	64	8,308	7,599
	Johnson	3,046	7,671	32,420	9	698	1,661	14,650	488	7,080	715
	Massac	3,325	11,110	37,652	725	1,175	250	13,023	512	9,524	4,835
	Pope	3,654	0	13,481	0	410	0	1,455	16	3,438	9
	Pulaski	633	736	60,906	0	0	25	14,468	106	2,681	969
	Saline	1,593	1,081	53,196	0	902	1,905	5,003	1,982	16,872	1,510
	Union	7,002	1,312	59,827	0	3,508	3,321	19,166	612	5,828	4,155
	Williamson	7,453	347,466	300,831	788	9,174	6,119	51,048	56	26,452	4,407
1st.....	Circuit Total	34,135	408,668	655,144	1,522	17,090	18,698	150,809	48,691	107,312	24,199
2nd.....	Crawford	2,566	0	73,437	0	2,253	17	31,597	554	11,342	0
	Edwards	828	6,680	15,059	0	180	1,400	5,833	66	2,441	825
	Franklin	7,890	295	131,642	0	3,040	4,962	79,659	7,448	11,611	5,137
	Gallatin	366	14,496	19,854	0	470	1,353	6,448	0	1,691	0
	Hamilton	803	1,200	22,981	0	440	5,875	8,972	4	3,922	1,530
	Hardin	11,253	3,613	13,209	0	718	554	4,063	410	1,800	0
	Jefferson	1,028	0	10,814	0	4,191	2,788	46,176	76	10,774	40
	Lawrence	2,262	4,035	49,414	0	100	1,150	26,389	1,752	4,241	843
	Richland	688	1,130	46,178	0	5,836	1,671	36,517	52	5,846	0
	Wabash	742	12,577	49,137	553	1,883	1,117	20,475	12	6,509	387
	Wayne	4,099	7,059	29,183	0	2,029	2,545	3,099	0	4,158	0
	White	2,317	37,175	66,172	103	4,276	2,321	36,238	8	11,432	1,318
2nd.....	Circuit Total	34,843	88,259	527,081	656	25,415	25,753	305,467	10,383	75,766	10,080
3rd.....	Bond	2,073	0	135,269	0	0	400	15,591	0	25,169	0
	Madison	5,903	204,973	18,752	901	6,530	6,673	2,747	165,589	6,343	0
3rd.....	Circuit Total	7,976	204,973	154,021	901	6,530	7,073	18,338	165,589	31,512	0
4th.....	Christian	8,184	9,293	75,492	6,345	3,444	2,310	32,749	2,028	12,041	1,092
	Clay	834	370	42,484	626	985	3,320	20,810	32	4,289	1,392
	Clinton	7,107	300	96,998	275	1,010	730	34,558	18	19,246	3,808
	Effingham	1,256	0	149,599	400	5,380	16,398	59,387	8	30,617	3,695
	Fayette	7,063	147,392	186,292	430	2,050	762	23,827	0	12,166	3,783
	Jasper	937	810	18,669	0	650	1,551	4,802	0	2,525	1,260
	Marion	7,730	3,016	106,831	156	2,589	9,629	74,910	68	17,983	4,764
	Montgomery	5,332	14,923	111,895	980	5,214	62,577	54,010	60	19,241	302
	Shelby	10,467	0	68,776	100	791	1,569	32,645	455	8,000	4,192
4th.....	Circuit Total	48,910	176,104	857,037	9,312	22,112	98,845	337,695	2,669	126,108	24,287
5th.....	Clark	2,030	58,678	72,071	475	1,474	1,813	18,680	42	9,427	1,643
	Coles	1,999	1,233	142,666	1,999	990	2,354	76,132	0	18,962	200
	Cumberland	1,433	0	31,671	0	840	1,543	19,077	0	3,867	703
	Edgar	0	7	24,394	358	2,813	28	16,897	8	3,150	2,512
	Vermilion	12,672	2,269	151,269	50	13,825	0	69,353	28	22,966	505
5th.....	Circuit Total	18,134	62,187	422,071	2,882	19,941	5,738	200,139	78	58,371	5,563

**CIRCUIT CLERK  
DISBURSEMENT OF FUNDS BY COUNTY  
DECEMBER 1, 2014 - NOVEMBER 30, 2015**

		FINES, PENALTIES, ASSESSMENTS AND FORFEITURES (CONTINUED)									
		STATE									
CIRCUIT	COUNTY	TOTAL		LUMP	DRUG		STATE	VIOLENT	TRAFFIC &	DRIVERS	DOMESTIC
		DNR FUNDS	ROAD FUND	SURCHARGE	TRAFFIC PREVENTION	CRIME LAB	POLICE DUI FUND	CRIME VICTIMS ASST	CRIMINAL CONVICTION	EDUCATION FUND	VIOL. SHELTER & SERV. FND.
6th.....	Champaign	1,040	14,468	441,867	0	27,831	28,449	139,252	11,197	99,338	11,485
	DeWitt	18,112	5	5,750	0	0	1,750	83	4	0	0
	Douglas	684	4,564	51,080	1,189	4,083	1,167	30,680	36	17,352	823
	Macon	1,646	31,553	175,270	0	4,551	3,726	119,748	6,045	33,701	12,507
	Moultrie	3,925	3,593	29,200	25	311	1,025	16,639	0	6,173	991
	Piatt	142	0	29,595	0	1,100	3,100	15,647	5	10,510	510
6th.....	Circuit Total	25,549	54,184	732,762	1,214	37,875	39,217	322,049	17,287	167,074	26,316
7th.....	Greene	1,232	510	9,520	0	2,624	2,512	2,890	204	2,020	400
	Jersey	13,371	725	84,973	0	5	5,723	16,014	328	2,800	691
	Macoupin	3,847	26,080	102,844	25	4,535	7,193	44,516	3,276	22,421	0
	Morgan	2,291	180	37,908	147	4,021	807	20,913	688	5,088	2,101
	Sangamon	5,482	282,414	99,948	6,109	747	53,207	242,491	301,997	104,152	8,179
	Scott	1,058	1,370	5,435	0	878	450	2,484	0	1,894	0
7th.....	Circuit Total	27,280	311,280	340,627	6,281	12,810	69,891	329,308	306,494	138,374	11,371
8th.....	Adams	8,578	14,080	163,270	819	10,678	16,172	139,267	429	36,661	7,303
	Brown	2,209	0	16,527	200	1,540	626	9,368	0	1,497	360
	Calhoun	2,597	1,730	20,296	802	200	100	9,301	0	3,127	1,008
	Cass	3,948	1,340	62,788	167	3,735	1,450	37,467	8	10,064	4,056
	Mason	3,135	4,916	51,772	367	1,506	150	26,478	16	10,219	4,178
	Menard	3,165	0	51,727	12,304	2,075	0	19,748	0	8,446	1,455
	Pike	1,667	33,227	61,994	977	3,452	2,609	35,528	2,928	8,979	3,492
	Schuyler	3,562	24,048	49,390	0	2,185	351	17,700	0	8,235	1,464
8th.....	Circuit Total	28,861	79,341	477,764	15,636	25,371	21,458	294,858	3,381	87,227	23,316
9th.....	Fulton	5,827	5,962	2,656	0	4,450	2,000	18,515	26,580	2,540	2,725
	Hancock	4,229	11,483	64,856	0	2,326	2,261	30,461	1,891	12,621	2,452
	Henderson	595	7,610	9,907	282	1,042	23,619	1,018	8	2,241	185
	Knox	1,276	4,056	79,291	1,148	7,302	12,208	41,676	36	13,235	5,733
	McDonough	1,031	16,115	182,888	369	10,440	9,343	94,795	9	13,397	12,262
	Warren	264	9,825	28,965	2,888	2,206	1,212	1,281	1,200	3,030	2,104
9th.....	Circuit Total	13,221	55,051	368,562	4,687	27,766	50,643	187,747	29,724	47,063	25,462
10th.....	Marshall	1,076	870	8,565	25	2,462	0	7,481	32	32	654
	Peoria	4,925	24,716	88,645	3,582	14,883	79,475	109,282	89,697	19,179	14,814
	Putnam	3,745	8,933	25,654	440	76	0	8,630	4	2,578	9
	Stark	49	0	10,220	25	220	650	5,818	0	2,249	807
	Tazewell	3,091	30,396	451,829	675	4,491	840	210,689	2,251	91,387	10,903
10th.....	Circuit Total	12,887	64,915	584,912	4,747	22,131	80,965	341,900	91,984	115,425	27,187
11th.....	Ford	287	0	28,113	216	100	300	14,644	114	10,410	18
	Livingston	4,093	7,883	139,473	65	6,595	14,207	51,220	44	18,907	5,956
	Logan	539	0	49,096	275	2,659	1,922	24,542	835	8,325	4,305
	McLean	1,528	281,446	586,498	3,707	24,686	39,523	257,371	1,541	68,972	14,146
	Woodford	1,589	8,544	118,826	16,582	5,268	38,724	40,369	28	20,248	1,806
11th.....	Circuit Total	8,036	297,873	922,006	20,845	39,308	94,676	388,146	2,562	126,862	26,231

**CIRCUIT CLERK  
DISBURSEMENT OF FUNDS BY COUNTY  
DECEMBER 1, 2014 - NOVEMBER 30, 2015**

CIRCUIT	COUNTY	FINES, PENALTIES, ASSESSMENTS AND FORFEITURES (CONTINUED)									
		STATE									
		TOTAL DNR FUNDS	ROAD FUND	LUMP SUM SURCHARGE	DRUG TRAFFIC PREVENTION	CRIME LAB	STATE POLICE DUI FUND	VIOLENT CRIME VICTIMS ASST	TRAFFIC & CRIMINAL CONVICTION	DRIVERS EDUCATION FUND	DOMESTIC VIOL. SHEL.T. & SERV. FND.
12th.....	Will	13,474	1,796,620	1,985,448	6,911	41,418	70,999	864,078	0	448,931	38,373
12th.....	Circuit Total	13,474	1,796,620	1,985,448	6,911	41,418	70,999	864,078	0	448,931	38,373
13th.....	Bureau	7,226	31,138	88,135	2,231	2,562	3,061	33,246	16	8,434	4,346
	Grundy	7,426	0	141,811	17,935	14,803	4,113	38,438	2,047	37,169	628
	LaSalle	59,193	17,019	103,740	31,781	4,770	13,756	65,510	204	24,222	10,002
13th.....	Circuit Total	73,845	48,157	333,686	51,947	22,135	20,930	137,194	2,267	69,825	14,976
14th.....	Henry	1,142	613	110,266	675	11,197	6,947	66,241	1,889	24,620	6,070
	Mercer	2,809	12,521	44,182	0	595	75	16,665	1,978	8,644	940
	Rock Island	8,991	446,148	405,218	3,394	10,519	40,351	99,520	1,621	50,937	4,855
	Whiteside	3,238	12,167	153,294	830	7,358	10,689	81,444	1,103	24,820	2,941
14th.....	Circuit Total	16,179	471,448	712,961	4,899	29,668	58,062	263,870	6,591	109,020	14,806
15th.....	Carroll	13,516	2,610	27,750	0	2,042	18,818	12,116	24	4,862	4,932
	Jo Daviess	4,842	388	54,472	100	1,725	1,009	24,028	0	8,844	422
	Lee	2,144	250	166,265	128	2,188	6,650	45,477	40	25,313	8,254
	Ogle	13,373	2,790	144,468	0	12,222	6,170	40,741	1,663	25,847	8,576
	Stephenson	1,956	9,724	125,773	0	3,572	3,117	80,003	12	19,218	10,328
15th.....	Circuit Total	35,831	15,762	518,729	228	21,749	35,764	202,365	1,739	84,084	32,513
16th.....	Kane	2,150	0	265,707	0	21,811	19,126	218,743	0	138,693	42,428
16th.....	Circuit Total	2,150	0	265,707	0	21,811	19,126	218,743	0	138,693	42,428
17th.....	Boone	3,179	7,419	307,087	3,365	20,099	9,091	149,666	1,248	48,637	7,240
	Winnebago	6,608	13,639	286,586	0	22,731	995	138,353	0	86,274	23,803
17th.....	Circuit Total	9,787	21,058	593,674	3,365	42,830	10,086	288,019	1,248	134,911	31,043
18th.....	DuPage	469	20,820	75,070	16,177	35,195	299,535	331,216	617,324	361,751	56,301
18th.....	Circuit Total	469	20,820	75,070	16,177	35,195	299,535	331,216	617,324	361,751	56,301
19th.....	Lake	50,642	44,585	1,480,272	0	0	0	1,029,016	1,358	474,748	12,794
19th.....	Circuit Total	50,642	44,585	1,480,272	0	0	0	1,029,016	1,358	474,748	12,794
20th.....	Monroe	2,753	0	68,567	1,255	5,612	881	21,593	4	13,313	0
	Perry	2,164	0	39,830	0	128	611	16,588	0	13,230	0
	Randolph	4,479	145	57,743	424	6,428	422	37,958	58	11,646	369
	St. Clair	6,015	154,369	83,317	0	6,837	41,172	223,616	53	115,660	3,475
	Washington	3,307	5,957	21,413	0	372	700	14,287	0	7,049	0
20th.....	Circuit Total	18,718	160,471	270,870	1,679	19,376	43,786	314,042	115	160,898	3,844
21st.....	Iroquois	1,553	114	55,329	227	2,327	5,923	61,930	8,893	17,857	433
	Kankakee	23,135	21,479	48,216	0	14,307	21,016	45,045	277	20,247	9,169
21st.....	Circuit Total	24,688	21,593	103,545	227	16,634	26,939	106,975	9,170	38,105	9,602
22nd.....	McHenry	9,654	81,467	96,394	437	28,786	3,212	488,690	757,183	135,367	0
22nd.....	Circuit Total	9,654	81,467	96,394	437	28,786	3,212	488,690	757,183	135,367	0
23rd.....	DeKalb	2,351	0	173,396	0	8,935	5,003	14,939	0	30,293	38,908
	Kendall	1,751	0	122,892	50	3,660	5,220	46,687	0	25,341	18,676
23rd.....	Circuit Total	4,102	0	296,288	50	12,595	10,223	61,626	0	55,634	57,583
	Downstate Total	519,371	4,484,814	12,774,630	154,602	548,548	1,111,620	7,182,288	2,075,836	3,293,062	518,273
Cook	Cook County	28,526	99,114	34,707	4,095	61,657	319,130	335,652	0	644,148	60,341
	State Total	547,897	4,583,928	12,809,337	158,697	610,205	1,430,750	7,517,940	2,075,836	3,937,210	578,614

**CIRCUIT CLERK  
DISBURSEMENT OF FUNDS BY COUNTY  
DECEMBER 1, 2014 - NOVEMBER 30, 2015**

CIRCUIT	COUNTY	FINES, PENALTIES, ASSESSMENTS AND FORFEITURES (CONTINUED)								
		STATE (CONTINUED)								
		DRUG TREAT- MENT	TRAUMA CENTER FUND	% DIST < \$55 FUND	% DIST ≥ \$55 FUND	GENERAL REVENUE FUND	SPINAL CORD CURE TRUST FUND	LEADS MAINTENANCE FUND	FIRE TRUCK REVOLVING LOAN FUND	FORECLOSURE PREVENTION PROGRAM FUND
1st.....	Alexander	0	0	0	46,771	14,578	0	5,361	0	1,813
	Jackson	33,531	268	0	119,943	69,563	0	1,001	3,030	3,577
	Johnson	5,643	3,405	0	39,020	11,727	10	23	840	1,029
	Massac	7,533	1,484	0	35,270	21,736	0	103	2,065	1,568
	Pope	1,214	1,531	0	2,933	3,052	68	3	0	259
	Pulaski	0	9,243	0	203,520	7,947	122	9	0	245
	Saline	10,433	3,860	0	9,639	19,158	258	292	385	5,523
	Union	18,677	4,189	0	10,763	42,437	20	617	285	1,127
	Williamson	33,106	14,115	0	73,645	104,374	0	230	0	5,782
1st.....	Circuit Total	110,137	38,094	0	541,503	294,572	478	7,639	6,605	20,923
2nd.....	Crawford	4,089	9,383	0	11,655	36,821	347	67	0	3,150
	Edwards	1,630	1,453	0	5,469	5,432	73	17	210	245
	Franklin	50,840	16,329	0	21,160	38,700	541	1,019	510	4,067
	Gallatin	2,200	1,988	0	8,181	4,299	49	93	0	189
	Hamilton	8,345	3,092	0	3,657	4,881	29	15	75	294
	Hardin	4,771	996	0	3,117	1,994	20	61	8	147
	Jefferson	36,839	10,112	0	28,201	32,044	0	6,851	0	10,458
	Lawrence	28,163	2,802	0	3,189	31,655	0	235	0	755
	Richland	22,086	12,896	0	17,593	34,792	736	195	0	490
	Wabash	18,856	9,038	0	9,418	37,064	526	1,291	249	588
	Wayne	2,908	5,999	0	17,627	14,617	253	0	0	686
	White	21,646	8,866	0	21,628	30,819	268	655	427	637
2nd.....	Circuit Total	202,373	82,955	0	150,894	273,118	2,841	10,498	1,479	21,706
3rd.....	Bond	0	13,310	0	75,185	183	0	270	0	1,372
	Madison	3,548	560	0	241,282	204,725	0	33,243	0	34,545
3rd.....	Circuit Total	3,548	13,870	0	316,467	204,908	0	33,513	0	35,917
4th.....	Christian	20,145	8,572	9	22,953	26,158	268	270	628	3,038
	Clay	20,563	8,347	0	7,606	18,982	0	2,014	0	1,141
	Clinton	7,827	9,944	0	17,478	13,602	15	966	847	2,548
	Effingham	25,368	24,440	0	47,036	60,680	982	1,790	2,991	1,225
	Fayette	0	19,983	0	51,461	64,183	517	0	645	5,466
	Jasper	5,994	2,506	0	10,408	6,603	5	0	0	588
	Marion	8,267	17,142	0	25,854	48,446	24	352	2,557	2,646
	Montgomery	43,608	10,829	0	48,293	41,851	93	3,699	30	3,129
	Shelby	8,233	7,453	0	6,995	24,064	190	74	0	2,181
4th.....	Circuit Total	140,006	109,216	9	238,085	304,568	2,093	9,166	7,697	21,962
5th.....	Clark	5,591	5,587	0	9,463	23,933	24	10	0	1,519
	Coles	51,489	18,921	0	23,127	68,902	812	839	863	3,038
	Cumberland	4,454	3,066	0	11,751	19,090	122	549	105	980
	Edgar	125	1,311	0	2,158	14,612	5	97	0	1,568
	Vermilion	28,333	15,809	0	32,547	70,430	5	3,755	6,721	7,583
5th.....	Circuit Total	89,992	44,694	0	79,047	196,967	968	5,250	7,689	14,688

**CIRCUIT CLERK  
DISBURSEMENT OF FUNDS BY COUNTY  
DECEMBER 1, 2014 - NOVEMBER 30, 2015**

		FINES, PENALTIES, ASSESSMENTS AND FORFEITURES (CONTINUED)								
		STATE (CONTINUED)								
CIRCUIT	COUNTY	DRUG TREATMENT	TRAUMA CENTER FUND	% DIST < \$55 FUND	% DIST ≥ \$55 FUND	GENERAL REVENUE FUND	SPINAL CORD CURE TRUST FUND	LEADS MAINTENANCE FUND	FIRE TRUCK REVOLVING LOAN FUND	FORECLOSURE PREVENTION PROGRAM FUND
6th.....	Champaign	56,183	71,479	0	140,519	191,790	3,804	3,500	11,712	11,270
	DeWitt	0	415	0	16,958	0	20	25	0	4,156
	Douglas	12,170	8,662	0	17,565	31,158	400	215	1,618	1,470
	Macon	64,681	39,543	0	58,412	177,916	1,784	1,241	8,427	12,103
	Moultrie	6,934	4,499	0	21,129	15,851	151	324	1,005	1,078
	Piatt	0	6,117	0	30,211	2,827	410	70	570	1,129
6th.....	Circuit Total	139,968	130,715	0	284,793	419,542	6,569	5,375	23,332	31,206
7th.....	Greene	6,920	2,970	0	24,053	11,871	117	268	15	833
	Jersey	400	6,397	0	9,488	24,109	0	1,468	1,623	1,911
	Macoupin	26,742	22,284	0	32,358	50,171	433	0	105	6,027
	Morgan	33,565	11,156	0	48,785	27,688	400	263	947	2,940
	Sangamon	43,395	57,524	0	108,444	257,411	292	46,355	11,062	16,856
	Scott	1,200	2,875	0	10,498	2,798	176	278	0	345
7th.....	Circuit Total	112,221	103,206	0	233,626	374,048	1,418	48,632	13,752	28,912
8th.....	Adams	52,527	35,304	0	34,936	82,334	1,228	524	180	4,018
	Brown	9,464	3,481	0	9,191	3,831	107	0	0	294
	Calhoun	2,418	2,184	0	7,118	4,783	49	55	148	147
	Cass	20,325	8,820	0	4,906	15,850	322	52	1,268	980
	Mason	9,627	5,289	0	26,154	10,152	128	698	1,133	2,254
	Menard	8,035	6,053	0	4,700	26,801	216	0	75	0
	Pike	16,818	10,364	0	19,288	22,130	346	428	630	1,470
	Schuyler	6,038	8,173	0	15,677	14,234	200	109	950	1,281
8th.....	Circuit Total	125,251	79,667	0	121,970	180,115	2,595	1,866	4,383	10,444
9th.....	Fulton	18,857	15,731	0	74,272	41,629	739	3,907	233	3,577
	Hancock	9,319	8,261	0	9,271	13,145	272	61	166	1,250
	Henderson	3,960	6,928	0	39,647	36,049	254	1,063	1,282	98
	Knox	32,334	22,239	0	34,748	43,329	903	0	1,890	5,047
	McDonough	43,055	25,391	0	32,697	61,900	750	638	3,549	2,006
	Warren	14,086	5,803	0	12,948	16,977	213	3,044	1,108	586
9th.....	Circuit Total	121,611	84,354	0	203,583	213,029	3,130	8,713	8,227	12,564
10th.....	Marshall	5,359	2,715	0	25,721	0	112	40	380	4,263
	Peoria	127,650	47,251	0	262,502	136,530	2,197	3,450	5,411	18,766
	Putnam	6,277	3,775	0	5,517	5,408	59	130	0	560
	Stark	611	2,023	0	7,142	2,890	59	74	135	441
	Tazewell	25,992	73,597	0	102,829	180,323	2,373	3,352	10,780	53,775
10th.....	Circuit Total	165,889	129,361	0	403,710	325,151	4,801	7,046	16,706	77,805
11th.....	Ford	2,053	2,264	0	11,160	8,066	0	18	0	2,009
	Livingston	27,527	24,706	0	31,769	46,775	790	959	758	3,332
	Logan	13,279	7,363	0	87,433	24,491	418	138	996	2,205
	McLean	96,826	82,355	0	184,205	214,705	2,847	304	5,443	11,564
	Woodford	19	17,114	0	24,548	38,724	336	2,766	1,268	6,132
11th.....	Circuit Total	139,704	133,802	0	339,114	332,761	4,391	4,185	8,464	25,242



**CIRCUIT CLERK  
DISBURSEMENT OF FUNDS BY COUNTY  
DECEMBER 1, 2014 - NOVEMBER 30, 2015**

CIRCUIT	COUNTY	FINES, PENALTIES, ASSESSMENTS AND FORFEITURES (CONTINUED)								
		STATE (CONTINUED)								
		DRUG TREAT- MENT	TRAUMA CENTER FUND	% DIST <\$55 FUND	% DIST ≥ \$55 FUND	GENERAL REVENUE FUND	SPINAL CORD CURE TRUST FUND	LEADS MAINTENANCE FUND	FIRE TRUCK REVOLVING LOAN FUND	FORECLOSURE PREVENTION PROGRAM FUND
12th.....	Will	282,407	140,874	0	575,021	99,569	1,615	0	33,995	0
12th.....	Circuit Total	282,407	140,874	0	575,021	99,569	1,615	0	33,995	0
13th.....	Bureau	29,922	12,544	0	20,634	21,263	518	209	1,320	3,528
	Grundy	8,154	25,723	0	55,619	71,671	665	890	0	5,978
	LaSalle	22,893	30,061	0	220,573	175,892	3,859	3,463	12,329	11,450
13th.....	Circuit Total	60,969	68,328	0	296,826	268,826	5,042	4,562	13,649	20,956
14th.....	Henry	65,556	29,546	0	37,330	60,083	15	1,889	4,473	4,753
	Mercer	3,902	4,949	0	10,573	13,478	200	581	902	1,911
	Rock Island	61,914	97,570	0	121,424	233,693	3,451	747	1,379	16,596
	Whiteside	48,139	27,691	0	46,573	73,015	1,002	161	3,609	6,125
14th.....	Circuit Total	179,511	159,756	0	215,900	380,269	4,668	3,378	10,362	29,385
15th.....	Carroll	9,423	7,843	0	19,046	0	108	1	603	4,018
	Jo Daviess	7,620	9,374	0	21,440	28,454	416	40	964	1,568
	Lee	24,678	19,997	0	47,672	47,993	478	988	3,718	3,871
	Ogle	37,094	29,689	0	63,237	76,436	662	935	3,722	5,439
	Stephenson	25,678	22,328	0	49,363	50,182	546	918	450	16,247
15th.....	Circuit Total	104,492	89,231	0	200,758	203,064	2,210	2,882	9,456	31,143
16th.....	Kane	184,825	157,827	0	827,658	537,811	7,055	11,871	38,859	65,366
16th.....	Circuit Total	184,825	157,827	0	827,658	537,811	7,055	11,871	38,859	65,366
17th.....	Boone	54,429	34,406	0	94,395	121,970	1,794	1,528	347	8,232
	Winnebago	136,343	36,024	0	711,786	28,357	437	0	1,121	315,877
17th.....	Circuit Total	190,772	70,430	0	806,181	150,327	2,230	1,528	1,468	324,109
18th.....	DuPage	336,058	376,278	0	3,132,923	0	10,557	92,911	0	101,426
18th.....	Circuit Total	336,058	376,278	0	3,132,923	0	10,557	92,911	0	101,426
19th.....	Lake	159,144	339,304	0	520,438	634,368	8,714	165,032	71,988	92,953
19th.....	Circuit Total	159,144	339,304	0	520,438	634,368	8,714	165,032	71,988	92,953
20th.....	Monroe	8,361	15,705	0	13,905	47,074	541	0	778	8,260
	Perry	0	5,988	0	9,895	27,089	0	625	0	1,568
	Randolph	29,952	8,754	0	11,031	22,255	0	1,324	0	2,009
	St. Clair	54,069	72,139	307	316,049	249,679	3,681	9,232	6,490	38,612
	Washington	4,602	5,796	0	12,585	12,793	129	1,583	900	1,323
20th.....	Circuit Total	96,984	108,383	307	363,466	358,890	4,351	12,764	8,167	51,772
21st.....	Iroquois	18,868	6,612	0	39,745	16,453	88	2,621	1,550	1,519
	Kankakee	66,230	22,199	0	253,568	88,345	1,008	9,813	338	13,965
21st.....	Circuit Total	85,097	28,810	0	293,314	104,798	1,095	12,434	1,888	15,484
22nd.....	McHenry	109,031	96,720	0	297,558	182,377	4,033	97,240	13,937	56,154
22nd.....	Circuit Total	109,031	96,720	0	297,558	182,377	4,033	97,240	13,937	56,154
23rd.....	DeKalb	57,473	315	0	236,740	178,685	0	0	4,126	11,760
	Kendall	28,431	21,827	0	153,717	108,029	1,199	92	0	22,785
23rd.....	Circuit Total	85,904	22,142	0	390,456	286,715	1,199	92	4,126	34,545
	Downstate Total	3,225,896	2,608,019	316	10,833,290	6,325,792	82,054	546,576	306,226	1,124,663
Cook	Cook County	137,355	725,955	81,841	3,312,320	2,996,058	31,322	0	142,776	632,247
	State Total	3,363,251	3,333,974	82,157	14,145,610	9,321,850	113,376	546,576	449,002	1,756,910

**CIRCUIT CLERK  
DISBURSEMENT OF FUNDS BY COUNTY  
DECEMBER 1, 2014 - NOVEMBER 30, 2015**

CIRCUIT	COUNTY	FINES, PENALTIES, ASSESSMENTS AND FORFEITURES (CONTINUED)							
		STATE (CONTINUED)							
		FIRE PREVENT. FUND	CAPITAL PROJECTS FUND	ABAND RESID PROPERTY MUNI RELIEF FUND	STATE POLICE MERIT BOARD SAFETY FUND	STATE POLICE OPERATIONS ASSIST. FUND	STATE POLICE VEHICLE FUND	TOTAL STATE DISBURSEMENT*	TOTAL STATE & LOCAL DISBURSEMENT
1st.....	Alexander	68	0	2,695	0	22,543	0	239,349	575,121
	Jackson	3,032	0	15,120	0	86,790	2,677	505,454	1,521,904
	Johnson	615	0	4,970	0	18,490	2,778	162,775	499,199
	Massac	2,059	0	8,015	614	50,419	2,272	230,620	607,855
	Pope	0	0	1,133	0	8,035	0	46,097	127,179
	Pulaski	0	0	0	0	54,965	80	357,124	1,887,130
	Saline	284	0	8,785	5,493	16,095	3,342	187,611	572,702
	Union	315	0	4,270	0	29,205	920	230,797	573,813
	Williamson	0	347,466	29,785	0	38,212	6,548	1,455,111	2,557,952
1st.....	Circuit Total	6,373	347,466	74,772	6,107	324,754	18,617	3,414,938	8,922,854
2nd.....	Crawford	0	1,923	5,180	0	7,468	700	219,838	489,466
	Edwards	210	0	1,085	0	4,505	880	58,741	146,955
	Franklin	509	0	20,202	0	28,869	4,889	476,469	1,139,180
	Gallatin	0	0	350	0	5,924	1,295	71,364	175,684
	Hamilton	104	0	1,155	0	9,052	2,200	85,949	199,373
	Hardin	8	0	1,085	0	3,083	260	66,578	147,018
	Jefferson	0	0	17,417	0	51,535	5,000	302,660	848,433
	Lawrence	0	0	3,186	0	5,887	260	179,496	376,947
	Richland	0	0	2,065	0	12,176	880	203,297	482,492
	Wabash	120	0	3,057	0	10,765	565	202,457	419,113
	Wayne	0	0	3,344	0	7,565	3,720	118,034	303,172
	White	400	0	3,523	0	11,699	6,015	284,405	589,165
2nd.....	Circuit Total	1,350	1,923	61,649	0	158,527	26,665	2,269,290	5,316,999
3rd.....	Bond	0	0	7,385	0	32,801	1,743	316,177	1,016,555
	Madison	0	0	209,171	88,426	113,614	84,815	1,598,318	3,352,135
3rd.....	Circuit Total	0	0	216,556	88,426	146,415	86,558	1,914,495	4,368,690
4th.....	Christian	575	0	14,980	0	17,972	300	290,695	667,744
	Clay	0	0	1,505	0	7,978	785	154,827	382,552
	Clinton	908	0	14,424	0	11,325	1,730	276,843	719,417
	Effingham	2,983	8,790	5,413	161	34,167	6,698	529,037	1,323,374
	Fayette	630	0	8,985	16,991	41,113	0	623,729	1,392,827
	Jasper	0	0	2,345	117	6,651	1,200	73,734	189,648
	Marion	2,502	0	15,715	0	27,292	3,306	422,257	920,937
	Montgomery	30	132,393	11,445	0	34,909	13,925	653,092	1,517,798
	Shelby	270	0	6,208	0	5,326	0	205,630	391,829
4th.....	Circuit Total	7,898	141,183	81,020	17,269	186,733	27,943	3,229,844	7,506,126
5th.....	Clark	0	73,263	4,270	0	4,004	580	304,966	462,433
	Coles	843	1,318	18,830	0	55,412	900	544,625	1,462,451
	Cumberland	105	0	4,480	29	8,219	600	124,055	349,777
	Edgar	0	0	207	2,079	4,250	0	89,199	290,433
	Vermilion	6,583	0	37,355	0	74,988	5,354	631,828	1,233,590
5th.....	Circuit Total	7,531	74,581	65,142	2,108	146,873	7,434	1,694,673	3,798,684

\*Includes all other state fines not illustrated in this report.

**CIRCUIT CLERK  
DISBURSEMENT OF FUNDS BY COUNTY  
DECEMBER 1, 2014 - NOVEMBER 30, 2015**

CIRCUIT	COUNTY	FINES, PENALTIES, ASSESSMENTS AND FORFEITURES (CONTINUED)							
		STATE (CONTINUED)							
		FIRE PREVENT. FUND	CAPITAL PROJECTS FUND	ABAND RESID PROPERTY MUNI RELIEF FUND	STATE POLICE MERIT BOARD SAFETY FUND	STATE POLICE OPERATIONS ASSIST. FUND	STATE POLICE VEHICLE FUND	TOTAL STATE DISBURSEMENT*	TOTAL STATE & LOCAL DISBURSEMENT
6th.....	Champaign	11,725	0	70,456	0	157,627	2,087	1,694,243	3,902,256
	DeWitt	0	0	8,820	0	640	1	61,391	293,578
	Douglas	1,634	0	7,805	0	14,362	160	232,054	526,035
	Macon	8,350	3,536	72,343	0	69,239	1,095	1,040,161	1,817,376
	Moultrie	1,025	3,593	5,810	0	11,812	0	149,873	411,705
	Piatt	645	0	6,277	3,269	10,126	266	140,002	463,841
6th.....	Circuit Total	23,379	7,129	171,511	3,269	263,806	3,608	3,317,724	7,414,791
7th.....	Greene	15	0	3,885	5,011	4,558	991	95,662	254,217
	Jersey	1,579	0	8,435	0	10,285	8,472	217,102	495,497
	Macoupin	105	0	29,487	0	36,472	14,139	461,246	1,068,602
	Morgan	968	100	11,702	9,105	19,395	1,141	270,347	635,849
	Sangamon	11,062	282,506	92,680	0	236,273	39,418	2,404,655	4,175,430
	Scott	0	0	700	0	9,345	3,020	48,733	125,234
7th.....	Circuit Total	13,728	282,606	146,889	14,117	316,328	67,182	3,497,745	6,754,830
8th.....	Adams	405	0	18,935	0	31,064	3,390	740,653	1,730,988
	Brown	0	0	1,925	0	4,270	1,160	68,950	176,217
	Calhoun	140	0	0	1,701	5,858	40	72,039	189,221
	Cass	1,272	0	3,605	0	4,329	1,320	198,254	385,120
	Mason	1,143	0	11,060	7,374	18,772	20	213,513	482,476
	Menard	75	0	5,479	0	3,232	560	164,340	342,102
	Pike	622	0	6,160	0	37,342	6,016	300,215	654,812
	Schuyler	1,379	0	1,630	0	12,791	4,995	181,517	403,319
8th.....	Circuit Total	5,036	0	48,793	9,075	117,657	17,501	1,939,480	4,364,254
9th.....	Fulton	233	0	27,636	6,732	15,848	0	310,114	849,263
	Hancock	180	0	0	17,999	9,388	2,041	233,105	534,272
	Henderson	1,533	0	1,470	4,938	8,595	1,769	164,246	399,299
	Knox	1,882	0	16,660	0	26,580	4,291	405,633	946,059
	McDonough	3,523	0	9,579	0	28,736	6,016	605,848	1,482,335
	Warren	1,114	0	2,891	0	10,372	0	135,237	428,092
9th.....	Circuit Total	8,464	0	58,236	29,669	99,519	14,116	1,854,183	4,639,320
10th.....	Marshall	0	0	7,105	3,978	4,606	736	86,316	264,655
	Peoria	5,443	24,598	111,222	61,938	180,024	7,053	1,615,183	3,690,210
	Putnam	0	0	1,925	0	4,397	220	95,053	271,763
	Stark	135	0	2,520	0	5,135	20	47,641	124,914
	Tazewell	10,832	0	92,784	0	258,732	24,540	1,841,242	3,852,111
10th.....	Circuit Total	16,409	24,598	215,556	65,916	452,894	32,569	3,685,435	8,203,653
11th.....	Ford	0	7,748	10,315	5	9,962	460	115,004	251,368
	Livingston	778	0	14,070	15	10,117	4,320	449,771	1,169,072
	Logan	1,012	1,910	11,868	0	21,351	9,617	299,383	940,454
	McLean	5,443	0	71,074	0	47,163	9,465	2,184,191	4,552,125
	Woodford	1,276	0	15,572	0	38,670	3,401	433,492	1,028,329
11th.....	Circuit Total	8,509	9,658	122,898	19	127,263	27,263	3,481,841	7,941,348

\*Includes all other state fines not illustrated in this report.

**CIRCUIT CLERK  
DISBURSEMENT OF FUNDS BY COUNTY  
DECEMBER 1, 2014 - NOVEMBER 30, 2015**

		FINES, PENALTIES, ASSESSMENTS AND FORFEITURES (CONTINUED)							
		STATE (CONTINUED)							
CIRCUIT	COUNTY	FIRE PREVENT. FUND	CAPITAL PROJECTS FUND	ABAND RESID PROPERTY MUNI RELIEF FUND	STATE POLICE MERIT BOARD SAFETY FUND	STATE POLICE OPERATIONS ASSIST. FUND	STATE POLICE VEHICLE FUND	TOTAL STATE DISBURSEMENT*	TOTAL STATE & LOCAL DISBURSEMENT
12th.....	Will	36,425	0	796,772	0	777,562	69,639	8,725,262	16,387,182
12th.....	Circuit Total	36,425	0	796,772	0	777,562	69,639	8,725,262	16,387,182
13th.....	Bureau	1,283	0	16,138	1,468	15,142	920	346,927	623,474
	Grundy	0	0	36,326	0	40,359	4,332	631,269	1,422,070
	LaSalle	12,269	0	86,989	39,517	110,821	10,284	1,198,972	2,553,008
13th.....	Circuit Total	13,552	0	139,453	40,985	166,322	15,536	2,177,168	4,598,552
14th.....	Henry	4,606	0	23,286	0	68,091	3,895	581,144	1,540,513
	Mercer	917	0	8,925	0	10,119	608	164,367	427,664
	Rock Island	1,303	0	83,324	0	100,623	9,995	1,972,216	3,937,696
	Whiteside	3,610	11,353	31,955	1,282	85,092	5,100	707,677	1,717,539
14th.....	Circuit Total	10,436	11,353	147,489	1,282	263,926	19,598	3,425,404	7,623,412
15th.....	Carroll	615	0	6,003	0	8,816	165	152,685	365,788
	Jo Daviess	970	0	8,645	0	16,098	458	206,806	507,647
	Lee	3,719	72,194	18,935	0	75,474	3,538	617,149	1,349,435
	Ogle	3,859	28,264	23,844	0	38,547	4,111	622,615	1,566,952
	Stephenson	964	0	27,265	0	50,643	5,681	516,923	1,318,661
15th.....	Circuit Total	10,126	100,458	84,691	0	189,578	13,952	2,116,179	5,108,483
16th.....	Kane	40,162	0	441,501	518,517	620,945	46,966	4,563,333	10,143,837
16th.....	Circuit Total	40,162	0	441,501	518,517	620,945	46,966	4,563,333	10,143,837
17th.....	Boone	390	0	50,471	0	83,290	8,773	1,113,836	2,869,980
	Winnebago	1,617	0	166,320	0	729	12,489	2,477,897	7,468,336
17th.....	Circuit Total	2,007	0	216,791	0	84,019	21,261	3,591,733	10,338,317
18th.....	DuPage	155,899	256,146	591,863	42,944	1,470,999	134,522	8,965,136	27,993,794
18th.....	Circuit Total	155,899	256,146	591,863	42,944	1,470,999	134,522	8,965,136	27,993,794
19th.....	Lake	71,903	177,220	600,076	435,231	803,212	82,620	7,871,975	18,362,516
19th.....	Circuit Total	71,903	177,220	600,076	435,231	803,212	82,620	7,871,975	18,362,516
20th.....	Monroe	795	0	13,899	0	12,006	2,713	254,582	578,036
	Perry	0	0	5,425	0	20,050	3,640	158,960	405,273
	Randolph	0	9,709	9,115	0	12,114	0	253,023	577,107
	St. Clair	6,531	130,267	223,995	153,530	115,629	84,378	2,338,556	4,480,356
	Washington	967	0	5,950	0	12,206	4,120	126,419	316,104
20th.....	Circuit Total	8,293	139,976	258,383	153,530	172,005	94,851	3,131,539	6,356,876
21st.....	Iroquois	1,575	13,215	8,624	10,865	28,400	11,345	351,015	702,844
	Kankakee	782	0	80,671	0	139,993	21,925	982,462	2,660,177
21st.....	Circuit Total	2,357	13,215	89,295	10,865	168,393	33,270	1,333,477	3,363,021
22nd.....	McHenry	13,964	132,867	349,843	0	347,689	4,716	3,573,901	7,227,938
22nd.....	Circuit Total	13,964	132,867	349,843	0	347,689	4,716	3,573,901	7,227,938
23rd.....	DeKalb	4,079	0	70,983	82,832	128,767	7,090	1,138,545	2,975,360
	Kendall	0	0	146,918	42,999	85,629	935	958,211	2,111,728
23rd.....	Circuit Total	4,079	0	217,901	125,831	214,396	8,025	2,096,756	5,087,088
	Downstate Total	467,877	1,720,378	5,197,080	1,565,162	7,619,816	874,411	81,871,512	191,822,566
Cook	Cook County	145,457	0	4,165,143	815,220	2,536,118	165,868	20,776,623	48,600,378
	State Total	613,334	1,720,378	9,362,223	2,380,382	10,155,934	1,040,279	102,648,135	240,422,944

\*Includes all other state fines not illustrated in this report.

**CIRCUIT CLERK  
DISBURSEMENT OF FUNDS BY COUNTY  
DECEMBER 1, 2014 - NOVEMBER 30, 2015**

CIRCUIT	COUNTY	FEES OF OTHERS							
		STATES ATTORNEY*	SHERIFF SERV. OF PROCESS	SHERIFF COURT SECURITY	COUNTY LAW LIBRARY	MARRIAGE FUND OF CIR. COURT	COUNTY FUND TO FIN. CRT. SYSTEM	COURT APPOINTED COUNSEL	MUNICIP. ATTORNEY PROS. FEE
1st.....	Alexander	11,597	750	13,863	2,240	440	27,873	4,789	85
	Jackson	30,581	9,033	91,333	10,180	990	43,619	30,148	28,722
	Johnson	8,005	4,849	22,125	7,274	150	11,446	6,529	10
	Massac	11,871	4,052	34,130	5,640	350	12,643	3,415	355
	Pope	5,298	2,782	13,019	1,442	0	5,891	7,478	0
	Pulaski	13,068	770	33,994	126	421	11,273	54,980	0
	Saline	9,194	19,235	40,964	8,699	230	20,211	100,106	2,158
	Union	14,036	3,468	46,424	19,083	290	19,266	11,548	0
	Williamson	31,919	20,652	146,255	9,994	720	58,223	10,201	0
1st.....	Circuit Total	135,568	65,591	442,107	64,678	3,591	210,445	229,193	31,330
2nd.....	Crawford	10,633	18,980	29,539	3,594	0	17,708	0	0
	Edwards	3,390	1,041	8,931	2,262	0	4,620	0	0
	Franklin	48,139	78,754	78,677	7,230	840	44,854	0	50
	Gallatin	2,597	2,728	4,949	1,852	0	4,042	0	0
	Hamilton	8,577	5,384	12,410	2,210	0	6,328	1,550	0
	Hardin	5,229	3,483	6,493	780	0	3,318	1,529	0
	Jefferson	55,613	12,050	71,145	11,249	0	62,610	1,150	0
	Lawrence	7,201	15,698	17,848	2,784	10	12,205	0	0
	Richland	16,204	14,378	28,585	10,596	0	17,863	72,113	0
	Wabash	18,309	16,826	22,453	4,329	0	14,819	91,566	0
	Wayne	8,356	6,652	21,754	0	190	9,091	6,985	0
	White	16,593	22,968	31,496	3,875	0	20,265	0	0
2nd.....	Circuit Total	200,841	198,941	334,279	50,761	1,040	217,722	174,893	50
3rd.....	Bond	34,292	14,644	69,679	4,120	50	19,592	31,355	0
	Madison	167,990	34,205	1,124,189	387,829	0	375,323	0	0
3rd.....	Circuit Total	202,282	48,849	1,193,868	391,949	50	394,915	31,355	0
4th.....	Christian	13,786	8,975	51,237	12,250	390	26,880	717	0
	Clay	7,044	15,266	17,851	3,430	160	10,138	3,783	0
	Clinton	19,420	20,896	55,037	14,320	450	21,026	589	0
	Effingham	29,317	33,326	66,219	4,751	640	27,511	10,517	0
	Fayette	30,259	73,386	30,018	0	0	30,018	15,676	374
	Jasper	3,939	2,451	11,747	2,274	70	5,919	4,907	170
	Marion	21,592	13,362	76,761	20,704	830	9,041	13,821	0
	Montgomery	46,460	42,917	60,003	15,785	410	38,300	8,657	1,430
	Shelby	10,297	16,575	28,953	9,042	100	16,858	12,443	0
4th.....	Circuit Total	182,114	227,153	397,825	82,556	3,050	185,690	71,109	1,974
5th.....	Clark	20,536	8,668	21,903	4,525	150	8,006	4,601	886
	Coles	25,077	12,660	124,343	20,108	960	44,714	41,836	0
	Cumberland	7,335	10,589	15,779	2,830	100	11,524	2,956	0
	Edgar	11,950	17,328	33,873	4,152	270	3,203	9,781	0
	Vermilion	53,130	56,164	165,176	33,429	1,230	69,299	23,183	0
5th.....	Circuit Total	118,028	105,408	361,075	65,044	2,710	136,746	82,357	886

\* Includes State's Attorney Records Automation Fund

**CIRCUIT CLERK  
DISBURSEMENT OF FUNDS BY COUNTY  
DECEMBER 1, 2014 - NOVEMBER 30, 2015**

CIRCUIT	COUNTY	FEES OF OTHERS							
		STATES ATTORNEY*	SHERIFF SERV. OF PROCESS	SHERIFF COURT SECURITY	COUNTY LAW LIBRARY	MARRIAGE FUND OF CIR. COURT	COUNTY FUND TO FIN. CRT. SYSTM	COURT APPOINTED COUNSEL	MUNICIP. ATTORNEY PROS. FEE
6th.....	Champaign	101,317	129,146	283,917	88,883	0	103,959	46,457	11,098
	DeWitt	14,519	11,109	22,148	6,240	0	11,745	12,440	0
	Douglas	13,400	25,755	9,056	2,701	0	12,675	19,694	0
	Macon	151,503	124,974	111,114	108,945	1,760	77,243	56,932	48,506
	Moultrie	7,829	14,795	21,477	6,210	0	8,350	5,498	0
	Piatt	5,690	6,872	9,568	4,985	0	2,845	19,125	0
6th.....	Circuit Total	294,258	312,651	457,280	217,964	1,760	216,817	160,146	59,604
7th.....	Greene	4,769	11,175	7,376	2,321	230	7,586	0	0
	Jersey	17,779	12,475	32,080	6,730	210	46,903	18,081	0
	Macoupin	16,335	21,815	74,826	27,207	440	18,257	8,381	0
	Morgan	18,076	12,010	38,980	26,756	620	25,826	521	65
	Sangamon	168,859	32,168	555,576	203,322	3,390	157,925	45,762	0
	Scott	1,584	587	3,355	2,127	0	2,862	6,198	0
7th.....	Circuit Total	227,402	90,230	712,193	268,463	4,890	259,359	78,943	65
8th.....	Adams	49,594	16,467	167,956	41,174	1,280	87,307	92,335	11,718
	Brown	3,654	1,247	3,575	1,368	0	1,305	0	0
	Calhoun	3,983	5,591	6,143	1,725	0	4,051	5,660	20
	Cass	12,012	6,254	7,540	3,590	0	11,435	180	0
	Mason	16,713	17,528	33,855	4,130	0	74,406	23,956	0
	Menard	5,472	8,894	17,514	444	0	8,805	16,089	0
	Pike	25,799	17,482	35,413	5,800	0	17,758	16,483	0
	Schuyler	9,166	3,892	6,812	3,070	0	7,726	4,598	0
8th.....	Circuit Total	126,393	77,355	278,808	61,301	1,280	212,792	159,300	11,738
9th.....	Fulton	7,272	16,405	37,289	17,343	0	14,042	37,873	0
	Hancock	5,697	17,880	28,497	0	0	10,511	1,149	0
	Henderson	6,394	5,697	10,379	1,152	120	4,302	10,111	250
	Knox	17,690	19,004	89,408	18,930	0	33,993	43,369	6,632
	McDonough	22,048	35,140	76,635	21,252	0	37,648	33,375	0
	Warren	13,849	16,091	28,468	5,030	330	11,331	21,990	305
9th.....	Circuit Total	72,949	110,218	270,675	63,707	450	111,827	147,865	7,187
10th.....	Marshall	4,197	5,073	12,350	7,497	140	4,884	13,537	0
	Peoria	101,477	180,200	354,402	120,755	4,420	95,890	144,028	5,982
	Putnam	3,698	0	8,167	3,002	40	4,524	2,366	0
	Stark	3,116	2,913	8,629	3,475	60	4,409	1,096	30
	Tazewell	75,518	28,707	290,304	51,246	1,220	95,604	22,220	45,260
10th.....	Circuit Total	188,007	216,892	673,852	185,975	5,880	205,311	183,247	51,272
11th.....	Ford	8,410	5,857	11,332	2,376	170	25,596	1,847	0
	Livingston	29,285	46,109	59,737	20,870	0	33,853	41,920	0
	Logan	20,102	52,487	40,545	6,804	400	2,692	9,580	2,781
	McLean	99,765	123,031	273,140	51,560	2,340	129,151	50,466	3,668
	Woodford	22,536	31,919	53,074	6,224	0	0	0	0
11th.....	Circuit Total	180,098	259,403	437,828	87,834	2,910	191,292	103,812	6,449

\* Includes State's Attorney Records Automation Fund

**CIRCUIT CLERK  
DISBURSEMENT OF FUNDS BY COUNTY  
DECEMBER 1, 2014 - NOVEMBER 30, 2015**

CIRCUIT	COUNTY	FEES OF OTHERS							
		STATES ATTORNEY*	SHERIFF SERV. OF PROCESS	SHERIFF COURT SECURITY	COUNTY LAW LIBRARY	MARRIAGE FUND OF CIR. COURT	COUNTY FUND TO FIN. CRT. SYSTM	COURT APPOINTED COUNSEL	MUNICIP. ATTORNEY PROS. FEE
12th.....	Will	375,606	124,819	1,676,784	300,810	11,560	413,097	64,155	0
12th.....	Circuit Total	375,606	124,819	1,676,784	300,810	11,560	413,097	64,155	0
13th.....	Bureau	8,517	9,026	49,294	24,591	410	17,676	1,393	0
	Grundy	82,183	8,033	132,555	12,435	850	43,600	1,880	0
	LaSalle	68,599	50,369	182,442	61,581	0	46,663	0	10,591
13th.....	Circuit Total	159,299	67,428	364,291	98,607	1,260	107,939	3,273	10,591
14th.....	Henry	32,997	26,396	94,013	30,492	710	45,940	9,383	6,660
	Mercer	5,914	8,641	22,873	8,933	220	7,519	4,197	0
	Rock Island	67,011	94,318	236,017	89,343	0	145,551	66,423	2,964
	Whiteside	33,287	33,641	121,698	36,803	830	53,027	34,784	0
14th.....	Circuit Total	139,209	162,996	474,602	165,571	1,760	252,037	114,787	9,624
15th.....	Carroll	5,705	22,581	28,379	2,065	210	3,345	13,717	10
	Jo Daviess	9,258	203	25,184	5,630	400	10,859	3,014	0
	Lee	21,421	20,573	78,784	15,030	510	27,718	4,419	1,774
	Ogle	24,053	89,198	90,951	24,822	490	35,927	1,157	4,082
	Stephenson	44,109	49,375	101,072	24,773	810	42,439	15,874	0
15th.....	Circuit Total	104,546	181,929	324,370	72,320	2,420	120,287	38,181	5,866
16th.....	Kane	592,500	47,212	1,272,632	292,251	14,180	196,690	46,880	438,365
16th.....	Circuit Total	592,500	47,212	1,272,632	292,251	14,180	196,690	46,880	438,365
17th.....	Boone	65,259	24,313	54,381	32,758	940	52,821	9,000	0
	Winnebago	95,965	137,776	407,374	231,945	6,500	176,391	11,597	85,954
17th.....	Circuit Total	161,224	162,089	461,755	264,703	7,440	229,212	20,597	85,954
18th.....	DuPage	540,827	58,536	878,709	340,307	15,960	293,586	289,277	0
18th.....	Circuit Total	540,827	58,536	878,709	340,307	15,960	293,586	289,277	0
19th.....	Lake	207,056	1,123,838	1,359,339	292,892	22,100	404,426	356,634	572,416
19th.....	Circuit Total	207,056	1,123,838	1,359,339	292,892	22,100	404,426	356,634	572,416
20th.....	Monroe	16,135	0	35,661	4,260	520	14,147	0	0
	Perry	11,609	7,663	45,771	2,920	340	8,170	445	0
	Randolph	22,109	30,852	38,119	2,786	580	7,111	8,940	2,906
	St. Clair	180,123	129,142	863,918	221,351	6,790	53,499	4,611	22,932
	Washington	11,417	2,060	26,569	1,925	180	9,475	150	0
20th.....	Circuit Total	241,393	169,716	1,010,038	233,242	8,410	92,401	14,146	25,838
21st.....	Iroquois	12,691	16,563	40,572	12,492	410	91,175	2,245	0
	Kankakee	65,349	73,777	122,696	44,186	9,174	46,691	55,531	0
21st.....	Circuit Total	78,040	90,340	163,267	56,678	9,584	137,867	57,776	0
22nd.....	McHenry	113,259	187,608	537,895	179,873	0	168,081	40,094	230,496
22nd.....	Circuit Total	113,259	187,608	537,895	179,873	0	168,081	40,094	230,496
23rd.....	DeKalb	90,502	19,086	288,247	32,780	1,710	62,113	325	23,135
	Kendall	88,325	61,199	200,041	51,753	1,900	45,153	29,508	10
23rd.....	Circuit Total	178,827	80,285	488,288	84,533	3,610	107,266	29,833	23,145
	Downstate Total	4,819,726	4,169,487	14,571,759	3,922,019	125,895	4,865,805	2,497,854	1,572,849
Cook	Cook County	1,812,606	3,113,825	8,286,793	4,974,881	101,540	1,049,015	806	110
	State Total	6,632,332	7,283,312	22,858,552	8,896,900	227,435	5,914,820	2,498,660	1,572,959

\* Includes State's Attorney Automation Fund

**CIRCUIT CLERK  
DISBURSEMENT OF FUNDS BY COUNTY  
DECEMBER 1, 2014 - NOVEMBER 30, 2015**

CIRCUIT	COUNTY	FEES OF OTHERS (CONTINUED)							
		PROB. AND CRT. SERV. FUND	DISPUTE RESOLU. FUND	MANDATORY ARBITRATION FEE	REJECTION OF AWARD	TESTING & ELECTRONIC MONITORING	COUNTY HEALTH FUND	TRAFFIC SAFETY SCHOOL	TOTAL FEES OF OTHERS*
1st.....	Alexander	16,891	9	0	0	0	0	0	78,537
	Jackson	212,845	1,688	0	0	0	0	13,125	493,771
	Johnson	18,825	272	0	0	0	0	9,210	91,011
	Massac	42,804	456	0	0	0	0	9,900	128,862
	Pope	12,062	91	0	0	0	0	0	48,713
	Pulaski	8,427	73	0	0	0	0	72,400	195,532
	Saline	99,817	1,000	0	0	0	0	0	325,246
	Union	52,836	760	0	0	0	0	6,840	182,388
	Williamson	138,964	2,810	0	0	0	0	0	426,869
1st.....	Circuit Total	603,471	7,159	0	0	0	0	111,475	1,970,928
2nd.....	Crawford	53,731	0	0	0	0	0	0	149,666
	Edwards	14,721	0	0	0	0	0	0	37,606
	Franklin	80,989	0	0	0	2,240	0	0	380,397
	Gallatin	9,472	0	0	0	0	0	0	26,452
	Hamilton	12,913	0	0	0	0	0	0	58,645
	Hardin	8,073	0	0	0	0	0	0	30,440
	Jefferson	73,743	0	0	0	797	0	1,445	328,341
	Lawrence	43,020	0	0	0	0	0	0	112,225
	Richland	32,488	0	0	0	0	6,041	0	214,806
	Wabash	44,798	0	0	0	0	0	0	235,084
	Wayne	68,348	0	0	0	125	0	0	126,802
	White	46,573	0	0	0	0	0	0	156,674
2nd.....	Circuit Total	488,870	0	0	0	3,162	6,041	1,445	1,857,138
3rd.....	Bond	48,931	0	0	0	0	0	0	228,025
	Madison	474,217	0	524,388	0	0	0	0	3,696,793
3rd.....	Circuit Total	523,148	0	524,388	0	0	0	0	3,924,818
4th.....	Christian	81,378	0	0	0	2,718	0	0	211,908
	Clay	64,509	0	0	0	4,713	0	0	133,750
	Clinton	72,935	0	0	0	1,488	0	0	218,852
	Effingham	146,257	0	0	0	4,103	0	20,125	397,984
	Fayette	11,855	0	0	0	11,878	0	12,166	253,883
	Jasper	33,684	0	0	0	1,387	0	0	68,643
	Marion	105,480	0	0	0	32,281	0	0	312,295
	Montgomery	72,621	0	0	0	17,022	0	0	315,619
	Shelby	74,333	0	0	0	3,428	0	875	179,180
4th.....	Circuit Total	663,051	0	0	0	79,018	0	33,166	2,092,115
5th.....	Clark	21,897	0	0	0	245	0	0	100,970
	Coles	210,251	0	0	0	21,574	0	13,276	560,446
	Cumberland	23,142	0	0	0	40	0	1,171	78,155
	Edgar	36,118	0	0	0	0	0	0	126,176
	Vermilion	139,215	0	0	0	41,597	0	0	624,373
5th.....	Circuit Total	430,622	0	0	0	63,456	0	14,447	1,490,120

\*Includes Substance Abuse Services Fund, Working Cash Fund, County Fund to Finance DUI Education, Arrestee's Medical Costs Fund, Records Automation Fund, Sexually Transmitted Disease Test Fund, Guardian ad litem, State Appellate Defender, Neutral Site Custody Exchange Fund, Children's Waiting Room Fund, Mortgage Foreclosure Mediation Program Fees, Children's Advocacy Center, Court Appointed Special Advocate, Drug Court, Judicial Facility Fees, Mental Health Court, Youth Diversion Program, Public Defender Records Automation Fund, and Other



**CIRCUIT CLERK  
DISBURSEMENT OF FUNDS BY COUNTY  
DECEMBER 1, 2014 - NOVEMBER 30, 2015**

CIRCUIT	COUNTY	FEES OF OTHERS (CONTINUED)							
		PROB. AND CT. SERV. FUND	DISPUTE RESOLU. FUND	MANDATORY ARBITRATION FEE	REJECTION OF AWARD	TESTING & ELECTRONIC MONITORING	COUNTY HEALTH FUND	TRAFFIC SAFETY SCHOOL	TOTAL FEES OF OTHERS*
6th.....	Champaign	554,033	0	0	0	0	0	69,848	1,454,087
	DeWitt	59,382	0	0	0	0	0	5,754	203,661
	Douglas	37,212	0	0	0	0	0	3,738	127,907
	Macon	386,591	0	0	0	1,924	0	22,483	1,188,365
	Moultrie	26,745	0	0	0	0	0	7,224	100,597
	Piatt	47,919	0	0	0	0	0	12,918	113,898
6th.....	Circuit Total	1,111,883	0	0	0	1,924	0	121,965	3,188,514
7th.....	Greene	21,741	0	0	0	0	0	0	56,887
	Jersey	38,478	0	0	0	0	0	0	206,877
	Macoupin	85,705	0	0	0	0	0	0	259,272
	Morgan	52,457	0	0	0	1,936	0	0	203,220
	Sangamon	236,227	0	0	0	3,060	0	0	1,560,470
	Scott	5,364	0	0	0	0	0	0	22,983
7th.....	Circuit Total	439,971	0	0	0	4,996	0	0	2,309,710
8th.....	Adams	308,310	0	0	0	525	0	0	940,344
	Brown	12,928	0	0	0	0	0	0	29,555
	Calhoun	12,578	0	0	0	0	0	0	40,498
	Cass	46,321	0	0	0	0	0	0	93,768
	Mason	88,445	0	0	0	0	0	0	270,980
	Menard	61,594	0	0	0	0	0	0	118,812
	Pike	56,171	0	0	0	430	0	0	187,875
	Schuyler	40,926	0	0	0	6,535	0	0	98,936
8th.....	Circuit Total	627,273	0	0	0	7,490	0	0	1,780,769
9th.....	Fulton	65,857	0	0	0	3,257	0	0	205,562
	Hancock	31,077	0	0	0	6,578	0	0	122,978
	Henderson	15,997	0	0	0	2,092	0	0	62,358
	Knox	82,498	0	0	0	11,435	0	0	394,848
	McDonough	76,486	0	0	0	0	0	4,690	409,252
	Warren	37,879	0	0	0	4,416	0	0	156,708
9th.....	Circuit Total	309,794	0	0	0	27,778	0	4,690	1,351,706
10th.....	Marshall	24,165	0	0	0	0	0	0	73,334
	Peoria	560,049	0	0	0	5	135	0	1,778,340
	Putnam	10,495	0	0	0	0	0	330	32,682
	Stark	12,420	0	0	0	0	0	0	36,694
	Tazewell	225,976	0	0	0	0	0	0	881,753
10th.....	Circuit Total	833,106	0	0	0	5	135	330	2,802,802
11th.....	Ford	49,230	0	3,240	0	5,999	0	0	119,977
	Livingston	123,305	0	0	0	0	0	0	373,511
	Logan	93,566	0	0	0	4,129	0	0	237,034
	McLean	329,194	0	41,336	1,700	9,811	0	172,435	1,497,130
	Woodford	59,396	0	0	0	0	0	0	200,053
11th.....	Circuit Total	654,691	0	44,576	1,700	19,939	0	172,435	2,427,705

\*Includes Substance Abuse Services Fund, Working Cash Fund, County Fund to Finance DUI Education, Arrestee's Medical Costs Fund, Records Automation Fund, Sexually Transmitted Disease Test Fund, Guardian ad litem, State Appellate Defender, Neutral Site Custody Exchange Fund, Children's Waiting Room Fund, MortgageForeclosure Mediation Program Fees, Childrens Advocacy Center, Court Appointed Special Advocate, Drug Court, Jucicial Facility Fees, Mental Health Court, Youth Diversion Program, Public Defender Records Automation Fund, and Other

**CIRCUIT CLERK  
DISBURSEMENT OF FUNDS BY COUNTY  
DECEMBER 1, 2014 - NOVEMBER 30, 2015**

CIRCUIT	COUNTY	FEES OF OTHERS (CONTINUED)							TOTAL FEES OF OTHERS*
		PROB. AND CT. SERV. FUND	DISPUTE RESOLU. FUND	MANDATORY ARBITRATION FEE	REJECTION OF AWARD	TESTING & ELECTRONIC MONITORING	COUNTY HEALTH FUND	TRAFFIC SAFETY SCHOOL	
12th.....	Will	933,930	0	185,576	24,100	0	0	438,389	6,848,298
12th.....	Circuit Total	933,930	0	185,576	24,100	0	0	438,389	6,848,298
13th.....	Bureau	37,757	0	0	0	460	0	3,124	163,892
	Grundy	69,073	18,150	0	0	420	0	0	409,242
	LaSalle	203,498	0	0	0	90	0	21,855	740,917
13th.....	Circuit Total	310,328	18,150	0	0	970	0	24,979	1,314,051
14th.....	Henry	110,100	0	11,616	0	16,302	0	0	398,355
	Mercer	35,534	0	3,362	0	0	0	0	103,830
	Rock Island	354,984	0	48,207	2,500	54,522	0	0	1,230,823
	Whiteside	164,823	0	22,648	800	0	0	0	548,149
14th.....	Circuit Total	665,441	0	85,833	3,300	70,824	0	0	2,281,158
15th.....	Carroll	17,597	0	0	0	92	0	13,836	109,884
	Jo Daviess	20,905	0	0	0	0	0	21,090	105,745
	Lee	106,951	0	0	0	0	0	58,550	387,825
	Ogle	163,644	0	0	0	0	0	56,336	540,658
	Stephenson	110,110	0	0	0	0	12,071	40,375	453,612
15th.....	Circuit Total	419,208	0	0	0	92	12,071	190,187	1,597,725
16th.....	Kane	1,124,063	0	122,862	13,100	62,294	0	465,759	6,268,860
16th.....	Circuit Total	1,124,063	0	122,862	13,100	62,294	0	465,759	6,268,860
17th.....	Boone	150,921	10,855	12,528	200	0	0	92,810	555,673
	Winnebago	371,393	0	88,624	9,500	0	0	165,404	2,190,656
17th.....	Circuit Total	522,315	10,855	101,152	9,700	0	0	258,214	2,746,330
18th.....	DuPage	1,955,732	0	240,749	0	10,922	0	0	5,607,155
18th.....	Circuit Total	1,955,732	0	240,749	0	10,922	0	0	5,607,155
19th.....	Lake	2,124,608	0	180,904	25,100	153,983	0	506,305	8,457,177
19th.....	Circuit Total	2,124,608	0	180,904	25,100	153,983	0	506,305	8,457,177
20th.....	Monroe	40,674	0	0	0	0	0	0	114,707
	Perry	49,572	0	0	0	0	0	0	139,096
	Randolph	37,967	0	0	0	0	0	0	156,011
	St.Clair	420,252	0	136,216	12,800	11,049	0	0	2,281,126
	Washington	15,840	0	0	0	0	0	0	72,715
20th.....	Circuit Total	564,304	0	136,216	12,800	11,049	0	0	2,763,655
21st.....	Iroquois	37,892	0	0	0	2,719	0	6,010	234,465
	Kankakee	133,157	3,785	0	0	0	0	31,461	757,436
21st.....	Circuit Total	171,049	3,785	0	0	2,719	0	37,471	991,902
22nd.....	McHenry	336,814	0	79,800	8,000	21,254	0	393,483	2,716,959
22nd.....	Circuit Total	336,814	0	79,800	8,000	21,254	0	393,483	2,716,959
23rd.....	DeKalb	205,463	0	0	0	530	0	99,427	1,102,710
	Kendall	178,625	0	0	0	18,718	0	78,324	753,556
23rd.....	Circuit Total	384,088	0	0	0	19,248	0	177,751	1,856,266
	Downstate Total	16,197,761	39,949	1,702,056	97,800	561,123	18,247	2,952,490	68,645,860
Cook	Cook County	693,509	171,050	2,375,140	446,400	0	328,531	1,321,652	29,528,754
	State Total	16,891,270	210,999	4,077,196	544,200	561,123	346,778	4,274,142	98,174,614

\*Includes Substance Abuse Services Fund, Working Cash Fund, County Fund to Finance DUI Education, Arrestee's Medical Costs Fund, Records Automation Fund, Sexually Transmitted Disease Test Fund, Guardian ad litem, State Appellate Defender, Neutral Site Custody Exchange Fund, Children's Waiting Room Fund, Mortgage Foreclosure Mediation Program Fees, Childrens Advocacy Center, Court Appointed Special Advocate, Drug Court, Judicial Facility Fees, Mental Health Court, Youth Diversion Program, Public Defender Records Automation Fund, and Other

**CIRCUIT CLERK  
DISBURSEMENT OF FUNDS BY COUNTY  
DECEMBER 1, 2014 - NOVEMBER 30, 2015**

CIRCUIT	COUNTY	MISCELLANEOUS DISBURSEMENTS						
		RESTITUTION TO CRIME VICTIM	WORK RELEASE PAID TO COUNTY BOARD	WORK RELEASE PAID TO INDIVIDUALS	EXPENSES MINORS NEEDS	ABANDONED UNCLAIMED BAIL TO CTY.	ABANDONED UNCLAIMED PROP. TO STATE	DEPOSITS FROM JUD. SALES
1st.....	Alexander	10,018	0	0	0	0	0	0
	Jackson	88,052	195	0	0	10,075	1,594	0
	Johnson	22,409	0	0	0	0	0	0
	Massac	58,479	600	0	0	0	0	0
	Pope	11,799	0	0	0	0	0	0
	Pulaski	12,679	0	0	0	0	0	0
	Saline	128,306	0	0	0	0	0	0
	Union	59,546	0	0	0	0	374	0
	Williamson	251,518	0	0	0	0	0	0
1st.....	Circuit Total	642,805	795	0	0	10,075	1,968	0
2nd.....	Crawford	40,516	20	0	0	0	0	0
	Edwards	16,661	0	0	0	0	0	0
	Franklin	75,734	4,706	0	0	2,669	0	0
	Gallatin	7,294	0	0	0	0	0	0
	Hamilton	22,252	0	0	0	0	0	0
	Hardin	10,297	0	0	0	0	0	0
	Jefferson	56,526	80	0	0	0	0	0
	Lawrence	41,036	0	0	0	0	0	0
	Richland	76,317	0	0	0	0	0	0
	Wabash	54,756	0	0	0	12,915	0	0
	Wayne	28,902	7,765	0	0	0	0	0
	White	31,095	11,197	0	0	307	442	0
2nd.....	Circuit Total	461,386	23,768	0	0	15,891	442	0
3rd.....	Bond	26,104	0	0	0	0	0	0
	Madison	332,289	0	0	0	0	0	0
3rd.....	Circuit Total	358,393	0	0	0	0	0	0
4th.....	Christian	43,795	0	0	0	0	0	0
	Clay	41,154	0	0	0	0	0	0
	Clinton	118,242	20,869	0	0	0	327	0
	Effingham	201,203	0	0	0	0	1,594	0
	Fayette	84,087	0	0	0	0	0	0
	Jasper	32,432	0	0	0	695	0	0
	Marion	116,474	7,062	0	0	0	0	0
	Montgomery	97,895	51	0	0	0	739	0
	Shelby	78,125	3,063	0	0	0	0	0
4th.....	Circuit Total	813,408	31,045	0	0	695	2,659	0
5th.....	Clark	10,571	0	0	0	0	0	0
	Coles	128,601	6,805	0	0	0	4,237	109,150
	Cumberland	34,883	315	0	0	0	0	0
	Edgar	24,163	3,588	0	0	0	8,470	0
	Vermilion	139,322	0	0	0	0	0	0
5th.....	Circuit Total	337,541	10,708	0	0	0	12,707	109,150

**CIRCUIT CLERK  
DISBURSEMENT OF FUNDS BY COUNTY  
DECEMBER 1, 2014 - NOVEMBER 30, 2015**

CIRCUIT	COUNTY	MISCELLANEOUS DISBURSEMENTS						
		RESTITUTION TO CRIME VICTIM	WORK RELEASE PAID TO COUNTY BOARD	WORK RELEASE PAID TO INDIVIDUALS	EXPENSES MINORS NEEDS	ABANDONED UNCLAIMED BAIL TO CTY.	ABANDONED UNCLAIMED PROP. TO STATE	DEPOSITS FROM JUD. SALES
6th.....	Champaign	225,325	959	0	0	12,662	8,709	0
	DeWitt	30,530	1,865	0	0	0	0	0
	Douglas	75,536	14,710	0	0	0	0	0
	Macon	337,842	26,003	0	0	7,863	0	0
	Moultrie	28,494	6,243	0	0	0	0	0
	Piatt	27,134	360	0	0	0	0	0
6th.....	Circuit Total	724,862	50,140	0	0	20,525	8,709	0
7th.....	Greene	50,831	0	0	0	0	0	0
	Jersey	47,722	9,220	0	0	0	0	0
	Macoupin	103,540	5,940	0	0	0	14,069	0
	Morgan	50,070	699	0	0	5,400	3,978	0
	Sangamon	260,623	0	0	0	42,866	10,368	0
	Scott	8,819	0	0	0	0	0	0
7th.....	Circuit Total	521,604	15,859	0	0	48,266	28,415	0
8th.....	Adams	432,854	46,027	0	0	0	9,933	336,370
	Brown	8,061	0	0	0	0	0	0
	Calhoun	36,495	11,325	0	0	0	0	0
	Cass	44,673	2,980	0	0	619	633	0
	Mason	56,555	8,232	0	3,821	0	0	0
	Menard	28,847	0	0	0	0	0	0
	Pike	89,275	4,565	0	0	0	0	0
	Schuyler	29,950	6,608	0	0	0	0	0
8th.....	Circuit Total	726,709	79,737	0	3,821	619	10,566	336,370
9th.....	Fulton	138,452	11,379	0	0	0	666	0
	Hancock	86,110	3,115	0	3,765	5,031	0	0
	Henderson	27,031	4,230	0	0	12,510	0	0
	Knox	89,408	7,086	0	0	425	7,115	0
	McDonough	105,294	60	0	0	0	1,295	0
	Warren	46,532	0	0	1,959	0	0	0
9th.....	Circuit Total	492,827	25,869	0	5,724	17,966	9,076	0
10th.....	Marshall	18,831	0	0	0	0	0	0
	Peoria	327,022	0	0	0	0	4,722	0
	Putnam	15,811	0	0	0	0	0	0
	Stark	5,705	3,000	0	130	1,423	14,201	0
	Tazewell	129,007	46,347	0	0	7,955	12,029	0
10th.....	Circuit Total	496,377	49,347	0	130	9,378	30,952	0
11th.....	Ford	22,155	0	0	0	860	287	0
	Livingston	92,960	13,783	0	0	0	0	0
	Logan	37,161	5,776	0	0	0	9,100	31,701
	McLean	451,954	0	0	0	3,753	11,329	1,653,218
	Woodford	53,335	0	0	0	0	0	0
11th.....	Circuit Total	657,565	19,559	0	0	4,613	20,716	1,684,919

**CIRCUIT CLERK  
DISBURSEMENT OF FUNDS BY COUNTY  
DECEMBER 1, 2014 - NOVEMBER 30, 2015**

CIRCUIT	COUNTY	MISCELLANEOUS DISBURSEMENTS						
		RESTITUTION TO CRIME VICTIM	WORK RELEASE PAID TO COUNTY BOARD	WORK RELEASE PAID TO INDIVIDUALS	EXPENSES MINORS NEEDS	ABANDONED UNCLAIMED BAIL TO CTY.	ABANDONED UNCLAIMED PROP. TO STATE	DEPOSITS FROM JUD. SALES
12th.....	Will	1,024,683	0	0	0	45,424	75,473	0
12th.....	Circuit Total	1,024,683	0	0	0	45,424	75,473	0
13th.....	Bureau	28,151	0	0	0	632	0	0
	Grundy	55,231	0	0	0	1,408	0	0
	LaSalle	525,411	22,152	0	0	51,190	13,244	640,192
13th.....	Circuit Total	608,793	22,152	0	0	53,230	13,244	640,192
14th.....	Henry	74,342	42,246	0	0	0	0	0
	Mercer	58,698	8,979	0	29,639	0	0	0
	Rock Island	336,465	40,432	0	8,260	0	0	0
	Whiteside	159,292	17,040	0	30,152	0	0	0
14th.....	Circuit Total	628,797	108,697	0	68,051	0	0	0
15th.....	Carroll	52,227	7,731	0	673	0	0	0
	Jo Daviess	34,773	23,556	15,171	0	0	0	0
	Lee	41,793	9,600	0	450	0	0	0
	Ogle	160,230	17,352	0	6,231	0	12,221	0
	Stephenson	94,135	45,829	0	0	3,510	1,210	0
15th.....	Circuit Total	383,158	104,068	15,171	7,354	3,510	13,431	0
16th.....	Kane	586,318	36,028	0	0	96,994	27,587	0
16th.....	Circuit Total	586,318	36,028	0	0	96,994	27,587	0
17th.....	Boone	46,066	0	0	0	0	8,892	0
	Winnebago	525,532	119,885	0	0	0	0	233,110
17th.....	Circuit Total	571,599	119,885	0	0	0	8,892	233,110
18th.....	DuPage	1,067,337	289,609	0	0	0	0	0
18th.....	Circuit Total	1,067,337	289,609	0	0	0	0	0
19th.....	Lake	1,301,041	8,317	0	7,772	215,505	49,011	0
19th.....	Circuit Total	1,301,041	8,317	0	7,772	215,505	49,011	0
20th.....	Monroe	143,525	0	0	0	0	1,390	0
	Perry	40,589	0	0	0	0	3,412	0
	Randolph	73,616	0	0	0	319	0	0
	St. Clair	102,752	0	0	0	9,034	0	1
	Washington	47,066	10	0	0	63	565	0
20th.....	Circuit Total	407,549	10	0	0	9,416	5,367	1
21st.....	Iroquois	39,533	0	0	0	2,222	251	0
	Kankakee	76,721	7,416	0	0	6,352	616	0
21st.....	Circuit Total	116,254	7,416	0	0	8,574	866	0
22nd.....	McHenry	316,984	6,794	0	0	8,704	2,194	19,314
22nd.....	Circuit Total	316,984	6,794	0	0	8,704	2,194	19,314
23rd.....	DeKalb	328,318	0	0	0	18,781	0	0
	Kendall	218,816	14,960	0	0	0	0	0
23rd.....	Circuit Total	547,134	14,960	0	0	18,781	0	0
	Downstate Total	13,793,122	1,024,763	15,171	92,852	588,165	322,275	3,023,056
Cook	Cook County	1,000,353	0	0	0	3,735,684	102,589	8,054,658
	State Total	14,793,475	1,024,763	15,171	92,852	4,323,849	424,864	11,077,714

**CIRCUIT CLERK  
DISBURSEMENT OF FUNDS BY COUNTY  
DECEMBER 1, 2014 - NOVEMBER 30, 2015**

CIRCUIT	COUNTY	MISCELLANEOUS DISBURSEMENTS (CONTINUED)						GRAND TOTAL ALL FUNDS DISBURSED
		DEPOSITS ALL OTHER CATEGORIES	REIM. LOCAL ANTI-CRIME PROGRAM	BAIL REFUNDS	OTHER REFUNDS	OTHER DISBURSE- MENTS	TOTAL MISCELLANEOUS DISBURSEMENTS	
1st.....	Alexander	0	0	51,501	0	8,156	69,675	1,606,007
	Jackson	0	0	379,350	0	23,050	502,316	7,084,743
	Johnson	0	0	23,205	2,170	7,524	55,307	1,703,310
	Massac	0	0	32,721	0	450	92,250	2,643,215
	Pope	0	0	4,724	1,119	2,102	19,743	453,196
	Pulaski	0	7,930	38,826	0	0	59,434	2,662,626
	Saline	0	0	81,370	0	0	209,677	4,284,764
	Union	0	4,248	146,353	0	2,170	212,691	2,457,033
	Williamson	0	9,794	331,889	485	5,002	598,687	11,904,732
1st.....	Circuit Total	0	21,972	1,089,937	3,774	48,454	1,819,779	34,799,627
2nd.....	Crawford	0	2,966	63,193	0	65,185	171,879	3,125,898
	Edwards	0	5,220	74,890	0	1,135	97,906	1,058,539
	Franklin	506,622	212,698	90,875	1,280	5,658	900,243	6,844,756
	Gallatin	0	2,428	21,845	0	509	32,076	820,381
	Hamilton	0	5,372	20,903	0	1,042	49,569	1,228,685
	Hardin	0	0	14,306	0	56,420	81,023	596,120
	Jefferson	0	3,512	88,244	0	83,602	231,964	6,384,321
	Lawrence	0	484	97,980	227	7,164	146,891	2,209,891
	Richland	0	350	178,247	0	12,299	267,213	2,777,874
	Wabash	0	16,171	42,262	1,241	5,028	132,374	2,425,635
	Wayne	20,955	11,225	176,072	470	5,232	250,621	2,527,741
	White	0	27,639	31,022	21	11,429	113,152	2,850,440
2nd.....	Circuit Total	527,577	288,065	899,840	3,239	254,703	2,474,912	32,850,281
3rd.....	Bond	0	64	63,884	0	90,108	180,159	2,772,200
	Madison	9,450	0	1,641,483	44,247	449,033	2,476,502	38,075,039
3rd.....	Circuit Total	9,450	64	1,705,367	44,247	539,141	2,656,661	40,847,239
4th.....	Christian	0	7,964	379,208	0	19,747	450,714	5,613,634
	Clay	0	0	26,299	131	5,660	73,244	2,239,377
	Clinton	338	1,160	111,564	1,482	14,721	268,703	3,849,668
	Effingham	0	11,218	144,803	0	9,430	368,248	5,415,968
	Fayette	0	5,045	364,231	2,156	12,147	467,665	4,188,392
	Jasper	0	0	41,561	823	1,827	77,336	1,039,608
	Marion	0	3,195	219,270	1,555	48,516	396,072	6,755,334
	Montgomery	0	18,157	81,035	0	24,937	222,814	5,126,659
	Shelby	1,053	3,289	61,468	5,014	21,801	173,814	3,067,295
4th.....	Circuit Total	1,391	50,029	1,429,440	11,160	158,785	2,498,611	37,295,935
5th.....	Clark	0	858	47,451	28	8,307	67,215	2,170,747
	Coles	0	1,021	254,524	120	62,301	566,759	7,262,748
	Cumberland	11,474	0	20,713	484	27,198	95,066	1,728,945
	Edgar	0	0	40,046	0	1,960	78,227	1,649,438
	Vermilion	0	3,825	981,024	0	0	1,124,171	13,323,024
5th.....	Circuit Total	11,474	5,704	1,343,758	632	99,766	1,931,438	26,134,903

**CIRCUIT CLERK  
DISBURSEMENT OF FUNDS BY COUNTY  
DECEMBER 1, 2014 - NOVEMBER 30, 2015**

CIRCUIT	COUNTY	MISCELLANEOUS DISBURSEMENTS (CONTINUED)						GRAND TOTAL ALL FUNDS DISBURSED
		DEPOSITS ALL OTHER CATEGORIES	REIM. LOCAL ANTI-CRIME PROGRAM	BAIL REFUNDS	OTHER REFUNDS	OTHER DISBURSE- MENTS	TOTAL MISCELLANEOUS DISBURSEMENTS	
6th.....	Champaign	37,251	12,584	963,250	34,590	408,641	1,703,971	23,565,242
	DeWitt	0	15,123	40,684	0	5,875	94,077	2,604,796
	Douglas	10,360	1,013	54,434	1,632	29,786	187,471	2,770,004
	Macon	0	22,469	1,009,117	5,101	428,843	1,837,238	22,094,333
	Moultrie	15,116	0	29,308	470	24,130	103,761	2,577,408
	Piatt	0	0	78,353	4,065	0	109,912	2,337,260
6th.....	Circuit Total	62,727	51,189	2,175,146	45,858	897,275	4,036,430	55,949,043
7th.....	Greene	0	0	62,455	531	55,194	169,010	1,933,860
	Jersey	0	0	119,468	1,429	121,116	298,954	2,927,605
	Macoupin	0	14,629	387,247	0	7,020	532,444	6,324,016
	Morgan	0	13,622	31,851	3,517	63,519	172,656	5,584,763
	Sangamon	50,000	10,964	1,443,991	86,291	134,070	2,039,173	34,174,857
	Scott	0	775	12,796	539	6,664	29,593	654,194
7th.....	Circuit Total	50,000	39,990	2,057,807	92,307	387,581	3,241,829	51,599,296
8th.....	Adams	0	14,245	149,498	0	99,134	1,088,062	13,051,852
	Brown	0	0	4,875	1,825	22,614	37,375	1,030,454
	Calhoun	0	0	10,663	0	19,365	77,847	594,333
	Cass	0	0	26,326	586	720	76,536	2,252,444
	Mason	0	2,694	41,932	1,778	1,501	116,513	2,542,778
	Menard	0	3,370	18,784	0	0	51,001	1,873,961
	Pike	0	15,877	24,144	3,021	9,208	146,091	2,862,756
	Schuyler	0	0	44,877	614	140,423	222,472	1,657,176
8th.....	Circuit Total	0	36,186	321,100	7,824	292,966	1,815,898	25,865,753
9th.....	Fulton	0	0	85,008	4,127	0	239,631	6,646,721
	Hancock	0	2,966	23,780	1,780	16,634	143,180	2,853,709
	Henderson	0	330	34,339	0	20,383	98,823	1,556,144
	Knox	0	510	166,780	15,006	123,467	409,795	10,009,773
	McDonough	0	3,979	114,625	0	63,680	288,932	5,744,095
	Warren	0	1,135	20,088	5,270	24,250	99,234	3,209,248
9th.....	Circuit Total	0	8,920	444,618	26,183	248,413	1,279,595	30,019,690
10th.....	Marshall	0	0	41,321	73	6,149	66,374	1,855,209
	Peoria	0	29,664	412,228	29,664	585,242	1,388,542	30,788,406
	Putnam	0	2,090	23,451	487	10,557	52,396	943,526
	Stark	0	0	5,012	1,062	6,644	37,176	836,113
	Tazewell	0	0	341,184	10,493	180,997	728,011	24,709,769
10th.....	Circuit Total	0	31,754	823,196	41,778	789,589	2,272,499	59,133,023
11th.....	Ford	0	3,615	21,603	985	5,873	55,378	1,585,544
	Livingston	0	0	263,067	1,271	62,679	433,761	7,481,279
	Logan	154,774	11,389	123,249	2,044	137,773	512,966	5,076,201
	McLean	223,707	82,816	329,520	69,563	176,193	3,002,053	30,539,515
	Woodford	0	0	128,913	2,184	25,761	210,193	1,835,785
11th.....	Circuit Total	378,481	97,819	866,352	76,047	408,280	4,214,351	46,518,323

**CIRCUIT CLERK  
DISBURSEMENT OF FUNDS BY COUNTY  
DECEMBER 1, 2014 - NOVEMBER 30, 2015**

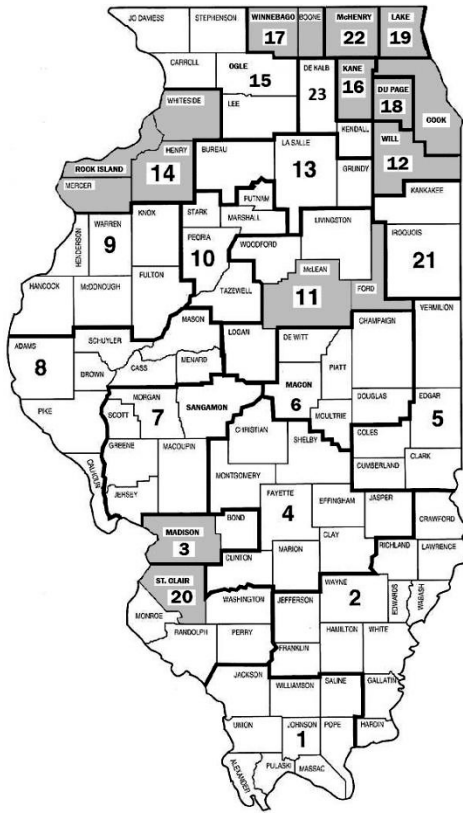
CIRCUIT	COUNTY	MISCELLANEOUS DISBURSEMENTS (CONTINUED)						TOTAL MISCELLANEOUS DISBURSEMENTS	GRAND TOTAL ALL FUNDS DISBURSED
		DEPOSITS ALL OTHER CATEGORIES	REIM. LOCAL ANTI-CRIME PROGRAM	BAIL REFUNDS	OTHER REFUNDS	OTHER DISBURSE- MENTS			
12th.....	Will	0	0	3,868,584	229,059	1,285,088	6,528,310	112,744,622	
12th.....	Circuit Total	0	0	3,868,584	229,059	1,285,088	6,528,310	112,744,622	
13th.....	Bureau	0	3,267	77,760	119	40,382	150,311	5,346,192	
	Grundy	0	13,800	105,717	0	3,010	179,166	9,230,085	
	LaSalle	0	0	450,336	0	174,617	1,877,140	19,833,964	
13th.....	Circuit Total	0	17,067	633,813	119	218,009	2,206,617	34,410,241	
14th.....	Henry	0	2,017	352,364	826	1,278	473,073	9,364,637	
	Mercer	0	11,485	63,148	0	4,841	176,790	2,483,995	
	Rock Island	0	6,226	1,077,195	0	38,867	1,507,444	27,509,760	
	Whiteside	0	8,441	218,768	1,218	3,354	438,266	11,885,665	
14th.....	Circuit Total	0	28,168	1,711,475	2,045	48,339	2,595,573	51,244,057	
15th.....	Carroll	0	1,400	53,290	15,795	410	131,526	1,912,531	
	Jo Daviess	0	0	34,517	0	25,155	133,171	1,977,567	
	Lee	0	16,263	200,751	3,306	55,730	327,893	6,337,629	
	Ogle	0	7,167	137,839	1,414	0	342,454	8,604,734	
	Stephenson	475	8,701	143,309	1,851	18,617	317,637	6,797,572	
15th.....	Circuit Total	475	33,531	569,706	22,366	99,911	1,252,681	25,630,033	
16th.....	Kane	0	0	3,159,589	61,088	740,331	4,707,935	74,890,573	
16th.....	Circuit Total	0	0	3,159,589	61,088	740,331	4,707,935	74,890,573	
17th.....	Boone	0	46,842	325,761	0	46,235	473,797	9,803,279	
	Winnebago	0	3,510	1,863,990	66,373	597,400	3,409,800	44,928,147	
17th.....	Circuit Total	0	50,352	2,189,751	66,373	643,635	3,883,597	54,731,427	
18th.....	DuPage	0	161,020	7,418,533	1,422,360	638,101	10,996,962	136,779,693	
18th.....	Circuit Total	0	161,020	7,418,533	1,422,360	638,101	10,996,962	136,779,693	
19th.....	Lake	0	66,474	4,404,627	139,080	895,248	7,087,075	85,584,200	
19th.....	Circuit Total	0	66,474	4,404,627	139,080	895,248	7,087,075	85,584,200	
20th.....	Monroe	0	0	79,470	1,624	58,344	284,353	4,310,880	
	Perry	0	42,779	52,534	0	45,255	184,569	3,585,046	
	Randolph	0	0	58,016	1,896	366	134,213	5,304,371	
	St. Clair	2,661,914	0	1,886,560	21,196	514,305	5,195,761	43,832,040	
	Washington	0	0	34,207	0	37,559	119,470	1,867,508	
20th.....	Circuit Total	2,661,914	42,779	2,110,787	24,715	655,828	5,918,366	58,899,846	
21st.....	Iroquois	0	0	183,826	0	62,955	288,787	3,487,061	
	Kankakee	0	5,551	595,800	0	317,116	1,009,571	16,639,214	
21st.....	Circuit Total	0	5,551	779,627	0	380,070	1,298,358	20,126,275	
22nd.....	McHenry	190,867	36,029	997,026	69,263	274,210	1,921,385	46,733,779	
22nd.....	Circuit Total	190,867	36,029	997,026	69,263	274,210	1,921,385	46,733,779	
23rd.....	DeKalb	0	30,701	822,967	0	254,797	1,455,565	15,969,321	
	Kendall	0	33,229	448,600	8,021	164,324	887,949	17,248,988	
23rd.....	Circuit Total	0	63,930	1,271,567	8,021	419,121	2,343,514	33,218,309	
	Downstate Total	3,894,356	1,136,592	42,271,644	2,397,537	10,422,843	78,982,375	1,176,006,167	
Cook	Cook County	20,429,692	0	48,411,768	0	105,355	81,840,099	513,688,576	
	State Total	24,324,048	1,136,592	90,683,412	2,397,537	10,528,198	160,822,474	1,689,694,743	



# **MANDATORY ARBITRATION**



## Mandatory Arbitration Program Statistics



In Illinois, court-annexed arbitration is a mandatory, non-binding, non-court procedure designed to resolve civil disputes by utilizing a neutral third party, called an arbitration panel. Mandatory arbitration applies rules of evidence and procedure which are less formal than those followed in trial courts and usually leads to more timely and less expensive resolution of disputes. An arbitration panel can recommend, but not impose, a decision. In the exercise of its general administrative and supervisory authority over Illinois courts, Supreme Court rules prescribe actions which are subject to mandatory arbitration. The rules address a range of operational procedures including: appointment, qualifications, and compensation of arbitrators; scheduling of hearings; discovery process; conduct of hearings; absence of a party; award and judgment on an award; rejection of an award; and form of oath, award and notice of award. In the sixteen jurisdictions approved by the Supreme Court to operate such programs, all civil cases filed in which the amount of monetary damages being sought falls within the program's jurisdictional limit, are subject to the arbitration process. These modest sized claims are amenable to closer management and quicker resolution by using a less formal alternative process than a typical trial court proceeding.

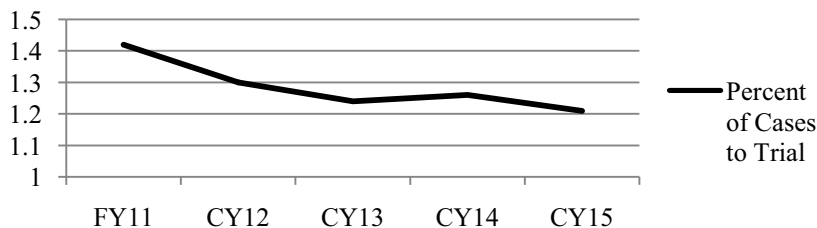
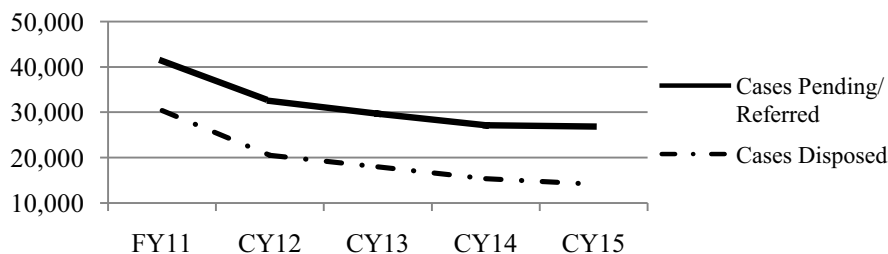
### Explanations for Data Listed In the Below Charts:

- Cases Pending/Referred to Arbitration - number of cases filed and pending in arbitration program as of a certain date.
- Pre-Hearing Dispositions - number of cases disposed prior to an arbitration hearing.
- Arbitration Hearings - number of cases that had an arbitration hearing.
- Awards Accepted - number of arbitration awards that were accepted by a party.
- Post-Hearing Dispositions - number of cases disposed after an arbitration hearing.
- Awards Rejected - number of arbitration awards rejected by a party.
- Post-Rejection Dispositions – number of cases disposed after an award was rejected by a party.
- Arbitration Cases Proceeding to Trial - number of cases that went to trial after an award was rejected.

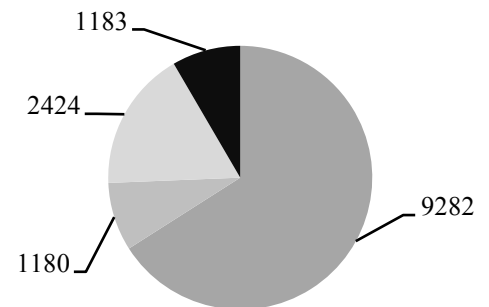
### CY2015 Statewide Caseload

Cases Pending/Referred to Arbitration	26,880
Pre-Hearing Dispositions	9,282
Arbitration Hearings	4,527
Awards Accepted	1,183

Post-Hearing Dispositions	1,180
Awards Rejected	2,356
Post-Rejection Dispositions	2,424
Arbitration Cases Proceeding to Trial	326



### CY2015 Case Dispositions

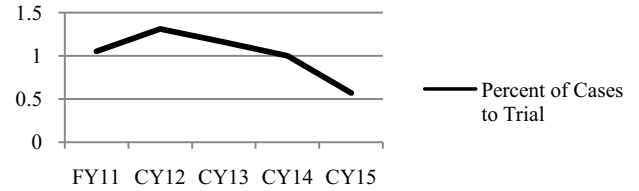
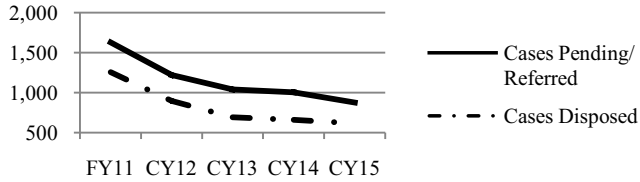


- Pre-Hearing Dispositions (66%)
- Post-Hearing Dispositions (8%)
- Post-Rejection Dispositions (17%)
- Awards Accepted (8%)

## CY2015 Circuit Caseload

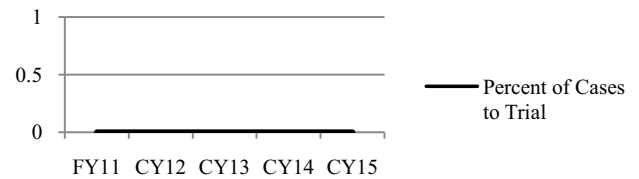

### Third Judicial Circuit - Madison County

Cases Pending/Referred to Arbitration	877	Post-Hearing Dispositions	21
Pre-Hearing Dispositions	528	Awards Rejected	29
Arbitration Hearings	78	Post-Rejection Dispositions	32
Awards Accepted	30	Arbitration Cases Proceeding to Trial	5



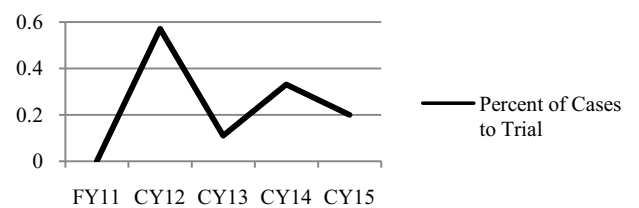
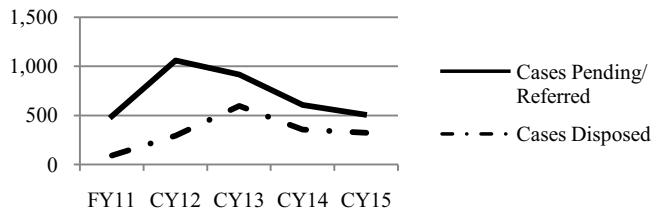
### Eleventh Judicial Circuit - Ford County

Cases Pending/Referred to Arbitration	63	Post-Hearing Dispositions	0
Pre-Hearing Dispositions	18	Awards Rejected	0
Arbitration Hearings	1	Post-Rejection Dispositions	0
Awards Accepted	1	Arbitration Cases Proceeding to Trial	0



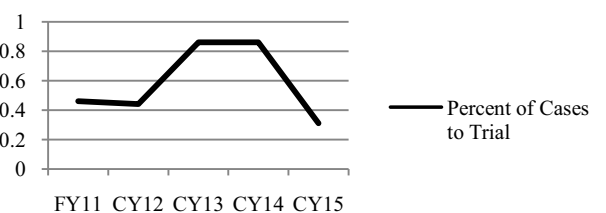

### Eleventh Judicial Circuit - McLean County

Cases Pending/Referred to Arbitration	505	Post-Hearing Dispositions	10
Pre-Hearing Dispositions	294	Awards Rejected	6
Arbitration Hearings	21	Post-Rejection Dispositions	6
Awards Accepted	10	Arbitration Cases Proceeding to Trial	1




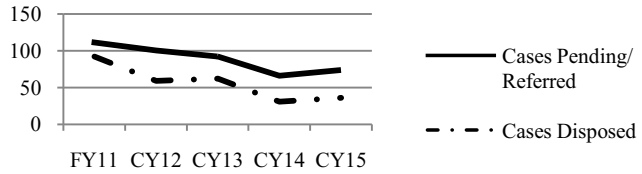
### Twelfth Judicial Circuit - Will County

Cases Pending/Referred to Arbitration	2,238	Post-Hearing Dispositions	60
Pre-Hearing Dispositions	885	Awards Rejected	98
Arbitration Hearings	159	Post-Rejection Dispositions	42
Awards Accepted	13	Arbitration Cases Proceeding to Trial	7




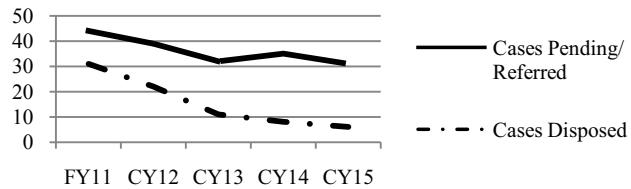
### Fourteenth Judicial Circuit - Henry County

Cases Pending/Referred to Arbitration	74	Post-Hearing Dispositions	3
Pre-Hearing Dispositions	32	Awards Rejected	0
Arbitration Hearings	5	Post-Rejection Dispositions	0
Awards Accepted	0	Arbitration Cases Proceeding to Trial	1



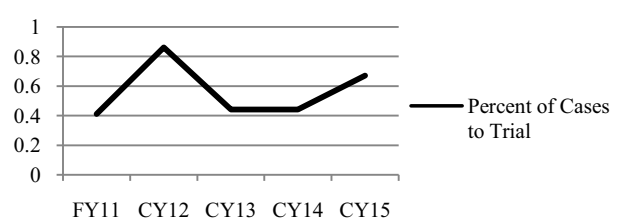
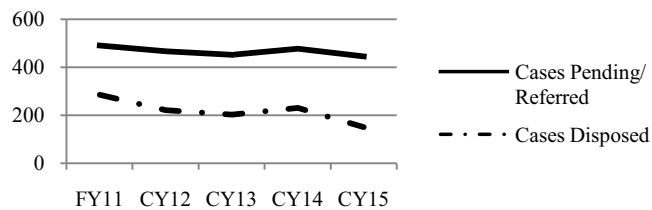
### Fourteenth Judicial Circuit - Mercer County

Cases Pending/Referred to Arbitration	31	Post-Hearing Dispositions	1
Pre-Hearing Dispositions	5	Awards Rejected	0
Arbitration Hearings	1	Post-Rejection Dispositions	0
Awards Accepted	0	Arbitration Cases Proceeding to Trial	0




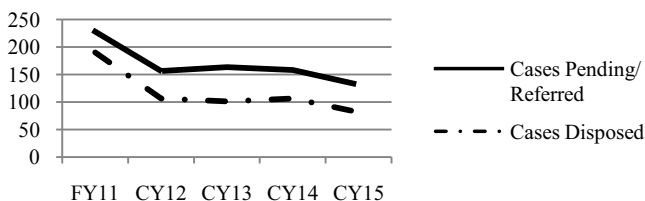
### Fourteenth Judicial Circuit - Rock Island County

Cases Pending/Referred to Arbitration	445	Post-Hearing Dispositions	12
Pre-Hearing Dispositions	128	Awards Rejected	6
Arbitration Hearings	32	Post-Rejection Dispositions	4
Awards Accepted	3	Arbitration Cases Proceeding to Trial	3





### Fourteenth Judicial Circuit - Whiteside County

Cases Pending/Referred to Arbitration	131	Post-Hearing Dispositions	3
Pre-Hearing Dispositions	78	Awards Rejected	1
Arbitration Hearings	5	Post-Rejection Dispositions	0
Awards Accepted	0	Arbitration Cases Proceeding to Trial	0



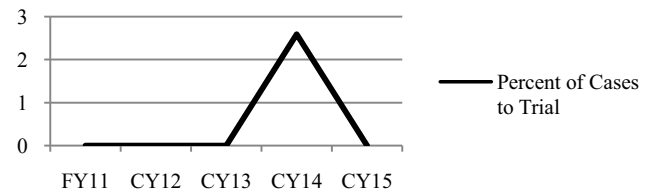
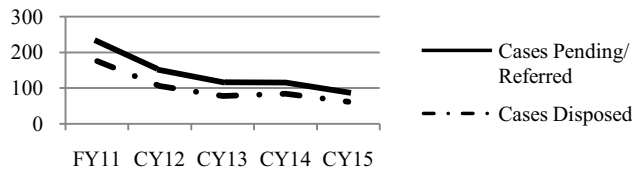
### Sixteenth Judicial Circuit - Kane County

Cases Pending/Referred to Arbitration	2,623	Post-Hearing Dispositions	25
Pre-Hearing Dispositions	694	Awards Rejected	61
Arbitration Hearings	99	Post-Rejection Dispositions	45
Awards Accepted	21	Arbitration Cases Proceeding to Trial	8



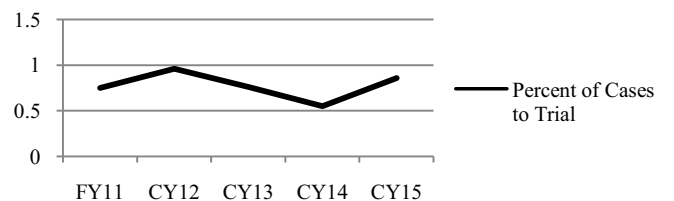

### Seventeenth Judicial Circuit - Boone County

Cases Pending/Referred to Arbitration	88	Post-Hearing Dispositions	0
Pre-Hearing Dispositions	61	Awards Rejected	1
Arbitration Hearings	2	Post-Rejection Dispositions	1
Awards Accepted	0	Arbitration Cases Proceeding to Trial	0



### Seventeenth Judicial Circuit - Winnebago County

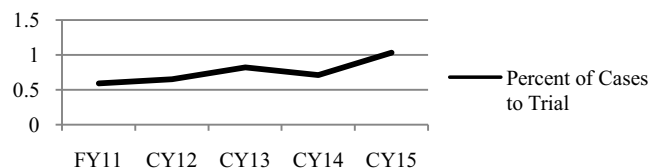
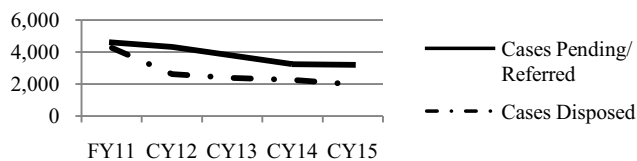
Cases Pending/Referred to Arbitration	812	Post-Hearing Dispositions	17
Pre-Hearing Dispositions	431	Awards Rejected	54
Arbitration Hearings	93	Post-Rejection Dispositions	48
Awards Accepted	18	Arbitration Cases Proceeding to Trial	7



Note: New local rule provides that small claims cases with jury demands be transferred into arbitration.

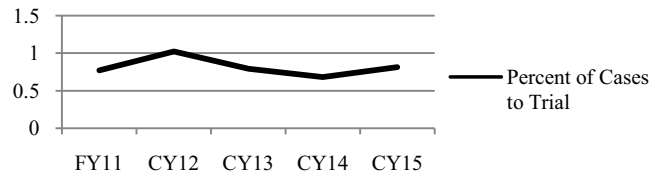
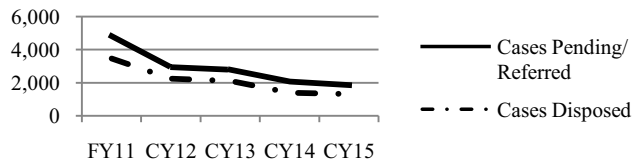
### Eighteenth Judicial Circuit - DuPage County

Cases Pending/Referred to Arbitration	3,191	Post-Hearing Dispositions	57
Pre-Hearing Dispositions	1,736	Awards Rejected	89
Arbitration Hearings	254	Post-Rejection Dispositions	92
Awards Accepted	67	Arbitration Cases Proceeding to Trial	33



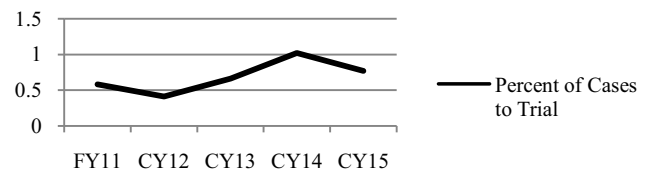
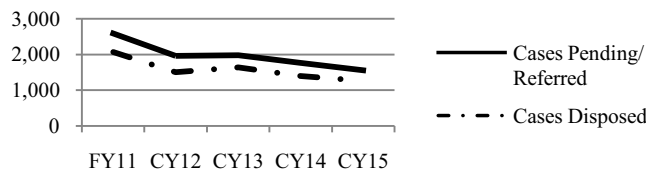
### Nineteenth Judicial Circuit - Lake County

Cases Pending/Referred to Arbitration	1,851	Post-Hearing Dispositions	62
Pre-Hearing Dispositions	1,067	Awards Rejected	121
Arbitration Hearings	242	Post-Rejection Dispositions	98
Awards Accepted	63	Arbitration Cases Proceeding to Trial	15



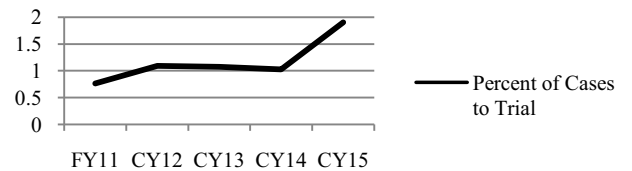
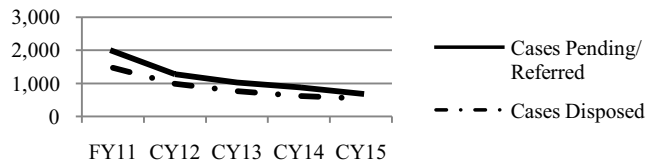
### Twentieth Judicial Circuit - St. Clair County

Cases Pending/Referred to Arbitration	1,552	Post-Hearing Dispositions	25
Pre-Hearing Dispositions	1,143	Awards Rejected	47
Arbitration Hearings	120	Post-Rejection Dispositions	29
Awards Accepted	50	Arbitration Cases Proceeding to Trial	12



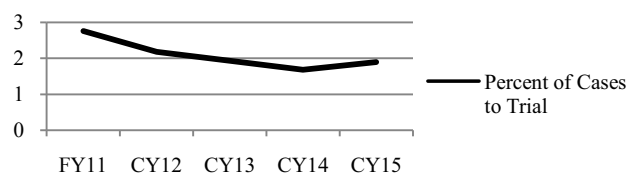
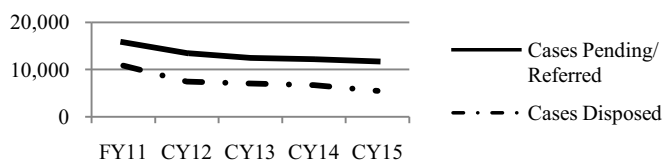
### Twenty-Second Judicial Circuit - McHenry County

Cases Pending/Referred to Arbitration	686	Post-Hearing Dispositions	26
Pre-Hearing Dispositions	463	Awards Rejected	38
Arbitration Hearings	79	Post-Rejection Dispositions	25
Awards Accepted	14	Arbitration Cases Proceeding to Trial	13



### Circuit Court of Cook County

Cases Pending/Referred to Arbitration	11,713	Post-Hearing Dispositions	858
Pre-Hearing Dispositions	1,719	Awards Rejected	1,805
Arbitration Hearings	3,336	Post-Rejection Dispositions	2,002
Awards Accepted	893	Arbitration Cases Proceeding to Trial	221



**2015 Mandatory Arbitration Program Statistics  
Average Award Amounts and Average Number of Days (By Case Type)**

Arbitration Program	Average Award	Average Number of Days	Automobile/ Subrogation	Collections	Contracts	Liability/Tort	Property Damage	Personal Injury	Other
Boone	Average Award				\$15,903.00		\$6,704.79		
	Average Number of Days				530		370		
Cook	Average Award	\$8,110.04			4923.32*	\$5,949.96	\$4,460.69	\$399.17	\$5,154.79
	Average Number of Days	161.3			145.7*	160.3	120.1	178.2	158.3
DuPage	Average Award	\$8,248.92			\$11,043.36	\$6,273.39			\$3,871.82
	Average Number of Days	261.7			345.3	266.5			268.8
Ford	Average Award								
	Average Number of Days								
Henry	Average Award		\$0.00		\$100.00	\$5,000.00		\$0.00	
	Average Number of Days		748.5		249	174		931	
Kane	Average Award	\$5,864.64	\$17,811.50	\$12,185.55	\$13,079.50	\$16,273.82	\$7,001.00		
	Average Number of Days	96.5	507.5	132.9	174.3	124.7	78	95	
Lake	Average Award	\$6,744.09	\$10,108.02	\$18,510.37	\$3,753.05	\$15,565.96	\$14,400.00		
	Average Number of Days	167.4	281	268.6	77	292	158	221	
Madison	Average Award	\$18,922.12	\$18,692.49	\$15,498.77	\$22,750.00	\$10,558.77	\$8,146.88	\$10,558.77	\$10,333.33
	Average Number of Days	221.7	170.1	208.4	193	208.9	178.3	208.9	240
McHenry	Average Award	\$11,233.82	\$12,400.33	\$11,711.49	\$0.00	\$10,795.18	\$12,492.75	\$10,795.18	
	Average Number of Days	201.3	221.7	197.9	360	240.9	144	240.9	
McLean	Average Award	\$8,930.05	\$11,600.15	\$28,450.61		\$9,018.10	\$21,629.50	\$9,018.10	\$21,629.50
	Average Number of Days	285	314.5	200.7		536.6		318	
Mercer	Average Award								
	Average Number of Days								
Rock Island	Average Award	\$18,916.11	\$15,165.57	\$16,124.61		\$11,690.87	\$0.00	\$11,690.87	\$0.00
	Average Number of Days	374.2	485.5	724		312.9		329	
St. Clair	Average Award	\$2,500.00	\$5,446.67	\$12,005.22	\$0.00	\$18,623.30	\$10,118.20	\$18,623.30	
	Average Number of Days	217.5	267.8	393.1	335	259.4	230.7	259.4	
Whiteside	Average Award	\$2,750.00	\$17,064.00			\$20,087.50		\$20,087.50	
	Average Number of Days	989.5	651			572.5		572.5	
Will	Average Award	\$14,567.62	\$12,753.21	\$9,348.99		\$2,315.88	\$7,875.00	\$2,315.88	\$11,750.00
	Average Number of Days	268.3	439.9	272.6		301.3	522.7	301.3	460.4
Winnebago	Average Award	\$6,413.48	\$10,593.64	\$14,046.45		\$14,966.89	\$7,925.60	\$14,966.89	\$0.00
	Average Number of Days	201	207.7	304.9		263.9	189	263.9	346.3

\*This figure includes Collections and Contracts.



**ADULT AND JUVENILE PROBATION**

**AND**

**SUPERVISED PRETRIAL RELEASE**

## ABBREVIATIONS

Explanations for abbreviations used in column headings in this section are explained below.

- Admin.      Administrative Cases: Cases still active but not under direct supervision.
- PSI            Presentence Investigation: A comprehensive written background investigation report on a convicted offender prepared by the probation department to provide information to the court to determine an appropriate sentence.
- Abbrev. PSI   Abbreviated Presentence Investigation: Sometimes referred to as a “short form” presentence investigation, this is a less-comprehensive report permitted in less serious (i.e., misdemeanor) criminal cases.
- IPS            Intensive Probation Supervision Program: A highly structured, surveillance oriented, prison diversion program for non-violent felony offenders sentenced to probation.  
Intake – Level of supervision, equal to that of Level 1, for the first 30-60 days within the program.  
Level I – Highest level of supervision contacts per week, based on an assessment of high risk, for offenders sentenced to IPS.  
Level II – Less frequent level of supervision contacts per week, based on an assessment of moderate risk, for offenders sentenced to IPS.  
Level III – Lowest level of supervision contacts per week, based on documented improvement of performance by offenders within the program.
- CUS            Continued Under Supervision: A juvenile case which is under court order and probation supervision without a formal finding of delinquency.

**Active Adult Caseload  
(As of December 31, 2015)**

<b>Circuit</b>	<b>County</b>	<b>Felony</b>	<b>Misd.</b>	<b>DUI</b>	<b>Traffic</b>	<b>Total</b>	<b>Admin.</b>
1st	Alexander	71	13	7	15	106	72
	Jackson	350	228	85	29	692	156
	Johnson	32	34	7	1	74	44
	Massac	120	38	41	22	221	277
	Pope	24	12	5	3	44	11
	Pulaski	60	14	5	2	81	58
	Saline	264	100	57	7	428	104
	Union	102	62	50	13	227	74
	Williamson	332	181	222	129	864	110
<b>1st Circuit Total</b>		<b>1,355</b>	<b>682</b>	<b>479</b>	<b>221</b>	<b>2,737</b>	<b>906</b>
2nd	Crawford	94	18	2	1	115	181
	Edwards	38	46	9	0	93	16
	Franklin	336	183	13	3	535	125
	Gallatin	36	6	2	0	44	3
	Hamilton	36	10	3	1	50	29
	Hardin	26	8	2	1	37	3
	Jefferson	324	31	21	19	395	115
	Lawrence	88	71	6	3	168	133
	Richland	125	43	4	0	172	33
	Wabash	87	30	7	0	124	4
	Wayne	96	43	13	6	158	49
	White	58	25	0	8	91	46
	<b>2nd Circuit Total</b>		<b>1,344</b>	<b>514</b>	<b>82</b>	<b>42</b>	<b>1,982</b>
3rd	Bond	97	49	29	14	189	137
	Madison	1,272	195	119	0	1,586	934
<b>3rd Circuit Total</b>		<b>1,369</b>	<b>244</b>	<b>148</b>	<b>14</b>	<b>1,775</b>	<b>1,071</b>
4th	Christian	175	108	83	18	384	99
	Clay	129	54	45	12	240	62
	Clinton	134	58	64	15	271	159
	Effingham	182	179	193	70	624	207
	Fayette	198	117	104	4	423	296
	Jasper	55	54	27	1	137	3
	Marion	380	170	164	26	740	173
	Montgomery	126	277	143	0	546	138
	Shelby	88	55	29	0	172	214
<b>4th Circuit Total</b>		<b>1,467</b>	<b>1,072</b>	<b>852</b>	<b>146</b>	<b>3,537</b>	<b>1,351</b>
5th	Clark	86	27	5	1	119	49
	Coles	465	64	51	4	584	584
	Cumberland	59	12	10	3	84	72
	Edgar	120	21	2	3	146	37
	Vermilion	404	146	52	14	616	111
	<b>5th Circuit Total</b>		<b>1,134</b>	<b>270</b>	<b>120</b>	<b>25</b>	<b>1,549</b>
6th	Champaign	975	219	193	29	1,416	389
	DeWitt	58	38	43	13	152	224
	Douglas	56	40	59	13	168	133
	Macon	955	338	4	0	1,297	585
	Moultrie	46	24	39	14	123	31
	Piatt	62	76	52	29	219	36
	<b>6th Circuit Total</b>		<b>2,152</b>	<b>735</b>	<b>390</b>	<b>98</b>	<b>3,375</b>

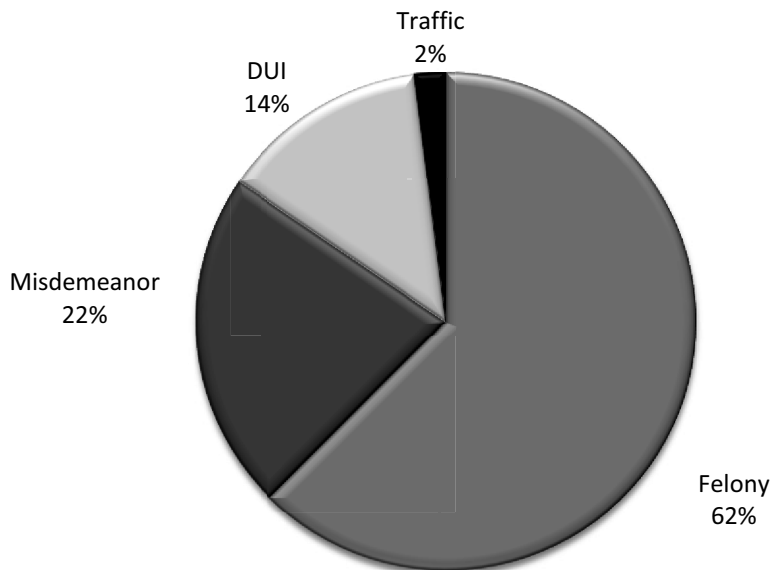
**Active Adult Caseload  
(As of December 31, 2015)**

<b>Circuit</b>	<b>County</b>	<b>Felony</b>	<b>Misd.</b>	<b>DUI</b>	<b>Traffic</b>	<b>Total</b>	<b>Admin.</b>
7th	Greene/Scott	85	113	25	6	229	137
	Jersey	61	11	4	2	78	30
	Macoupin	259	85	133	0	477	125
	Morgan	140	150	66	19	375	160
	Sangamon	725	294	78	2	1,099	1,291
<b>7th Circuit Total</b>		<b>1,270</b>	<b>653</b>	<b>306</b>	<b>29</b>	<b>2,258</b>	<b>1,743</b>
8th	Adams	504	64	68	0	636	137
	Brown	26	38	17	4	85	0
	Calhoun	18	4	8	2	32	14
	Cass	115	46	30	7	198	136
	Mason	89	89	30	6	214	50
	Menard	35	31	10	3	79	93
	Pike	109	82	24	17	232	118
	Schuyler	31	46	25	20	122	22
<b>8th Circuit Total</b>		<b>927</b>	<b>400</b>	<b>212</b>	<b>59</b>	<b>1,598</b>	<b>570</b>
9th	Fulton	137	30	4	0	171	37
	Hancock	47	1	1	2	51	17
	Henderson	24	2	1	2	29	23
	Knox	219	49	13	4	285	95
	McDonough	82	8	3	1	94	137
	Warren	42	7	4	1	54	26
<b>9th Circuit Total</b>		<b>551</b>	<b>97</b>	<b>26</b>	<b>10</b>	<b>684</b>	<b>335</b>
10th	Marshall	49	26	8	5	88	112
	Peoria	1,030	375	37	43	1,485	3,368
	Putnam	14	7	5	1	27	93
	Stark	24	5	3	1	33	32
	Tazewell	372	178	138	8	696	1,068
<b>10th Circuit Total</b>		<b>1,489</b>	<b>591</b>	<b>191</b>	<b>58</b>	<b>2,329</b>	<b>4,673</b>
11th	Ford	98	188	61	2	349	16
	Livingston	230	45	27	0	302	137
	Logan	180	93	22	16	311	862
	McLean	1,177	100	16	3	1,296	480
	Woodford	145	119	56	11	331	1,181
<b>11th Circuit Total</b>		<b>1,830</b>	<b>545</b>	<b>182</b>	<b>32</b>	<b>2,589</b>	<b>2,676</b>
<b>12th</b>	<b>Will</b>	<b>1,564</b>	<b>176</b>	<b>204</b>	<b>0</b>	<b>1,944</b>	<b>623</b>
13th	Bureau	132	39	6	1	178	31
	Grundy	173	19	3	0	195	94
	LaSalle	509	79	16	0	604	158
<b>13th Circuit Total</b>		<b>814</b>	<b>137</b>	<b>25</b>	<b>1</b>	<b>977</b>	<b>283</b>
14th	Henry	163	25	25	1	214	545
	Mercer	66	44	2	1	113	28
	Rock Island	613	154	788	29	1,584	754
	Whiteside	341	122	149	17	629	359
<b>14th Circuit Total</b>		<b>1,183</b>	<b>345</b>	<b>964</b>	<b>48</b>	<b>2,540</b>	<b>1,686</b>

**Active Adult Caseload  
(As of December 31, 2015)**

<b>Circuit</b>	<b>County</b>	<b>Felony</b>	<b>Misd.</b>	<b>DUI</b>	<b>Traffic</b>	<b>Total</b>	<b>Admin.</b>
15th	Carroll	66	30	7	2	105	243
	Jo Daviess	35	22	35	0	92	57
	Lee	153	56	23	34	266	312
	Ogle	174	123	20	4	321	527
	Stephenson	339	172	74	2	587	1,508
<b>15th Circuit Total</b>		<b>767</b>	<b>403</b>	<b>159</b>	<b>42</b>	<b>1,371</b>	<b>2,647</b>
<b>16th</b>	<b>Kane</b>	<b>1,588</b>	<b>453</b>	<b>200</b>	<b>28</b>	<b>2,269</b>	<b>1,308</b>
17th	Boone	162	121	39	6	328	948
	Winnebago	2,498	697	83	5	3,283	3,685
<b>17th Circuit Total</b>		<b>2,660</b>	<b>818</b>	<b>122</b>	<b>11</b>	<b>3,611</b>	<b>4,633</b>
<b>18th</b>	<b>DuPage</b>	<b>1,664</b>	<b>1,056</b>	<b>495</b>	<b>37</b>	<b>3,252</b>	<b>2,110</b>
<b>19th</b>	<b>Lake</b>	<b>1,572</b>	<b>897</b>	<b>568</b>	<b>189</b>	<b>3,226</b>	<b>713</b>
20th	Monroe	92	4	2	0	98	286
	Perry	64	13	2	3	82	117
	Randolph	86	29	1	0	116	119
	St. Clair	1,504	153	31	5	1,693	687
	Washington	33	10	4	0	47	40
<b>20th Circuit Total</b>		<b>1,779</b>	<b>209</b>	<b>40</b>	<b>8</b>	<b>2,036</b>	<b>1,249</b>
21st	Iroquois	135	17	3	1	156	50
	Kankakee	474	175	6	0	655	100
<b>21st Circuit Total</b>		<b>609</b>	<b>192</b>	<b>9</b>	<b>1</b>	<b>811</b>	<b>150</b>
<b>22nd</b>	<b>McHenry</b>	<b>525</b>	<b>144</b>	<b>52</b>	<b>17</b>	<b>738</b>	<b>188</b>
23rd	DeKalb	367	138	0	0	505	966
	Kendall	242	209	0	0	451	882
<b>23rd Circuit Total</b>		<b>609</b>	<b>347</b>	<b>0</b>	<b>0</b>	<b>956</b>	<b>1,848</b>
Cook	Adult	20,595	4,307	679	40	25,621	3,239
	Social Service	266	2,679	4,598	448	7,991	1,283
<b>Cook County Total</b>		<b>20,861</b>	<b>6,986</b>	<b>5,277</b>	<b>488</b>	<b>33,612</b>	<b>4,522</b>
<b>Statewide Total</b>		<b>51,083</b>	<b>17,966</b>	<b>11,103</b>	<b>1,604</b>	<b>81,756</b>	<b>38,273</b>

**Statewide Active Adult Caseload**



**Active Adult IPS Caseload  
(As of December 31, 2015)**

<b>Circuit</b>	<b>County</b>	<b>Intake</b>	<b>Level I</b>	<b>Level II</b>	<b>Level III</b>	<b>Total</b>
5th	Vermilion	3	3	0	0	6
10th	Peoria	13	18	8	4	43
10th	Tazewell	2	3	12	2	19
11th	McLean	1	24	15	7	47
12th	Will	0	6	13	22	41
19th	Lake	7	32	10	0	49
20th	St. Clair	10	32	44	5	91
22nd	McHenry	0	0	0	0	0
Cook	Adult	110	162	87	172	531
<b>Total IPS Cases</b>		<b>146</b>	<b>280</b>	<b>189</b>	<b>212</b>	<b>827</b>

**Active Specialized DUI Program Caseload  
(As of December 31, 2015)**

<b>Circuit</b>	<b>County</b>	<b>Maximum</b>	<b>After Care</b>	<b>Total</b>
5th	Vermilion	11	0	<b>11</b>
11th	McLean	50	25	<b>75</b>
22nd	McHenry	36	17	<b>53</b>
Cook	Social Service	1,130	0	<b>1,130</b>
<b>Total Specialized DUI</b>		<b>1,227</b>	<b>42</b>	<b>1,269</b>

**Adult Supervised Pretrial Release  
(As of December 31, 2015)**

<b>Circuit</b>	<b>County</b>	<b>Electronic Monitoring</b>	<b>Supervised Pretrial Release</b>	<b>Total</b>
1st	Alexander	0	3	3
	Jackson	1	0	1
	Johnson	0	2	2
	Massac	0	1	1
	Pope	0	4	4
	Pulaski	0	0	0
	Saline	2	5	7
	Union	0	1	1
	Williamson	0	0	0
<b>1st Circuit Total</b>		<b>3</b>	<b>16</b>	<b>19</b>
2nd	Crawford	0	0	0
	Edwards	0	7	7
	Franklin	0	0	0
	Gallatin	0	0	0
	Hamilton	0	0	0
	Hardin	0	0	0
	Jefferson	0	0	0
	Lawrence	0	0	0
	Richland	0	0	0
	Wabash	0	0	0
	Wayne	0	0	0
	White	0	0	0
	<b>2nd Circuit Total</b>		<b>0</b>	<b>7</b>
3rd	Bond	0	8	8
	Madison	1	3	4
<b>3rd Circuit Total</b>		<b>1</b>	<b>11</b>	<b>12</b>
4th	Christian	3	70	73
	Clay	6	37	43
	Clinton	1	3	4
	Effingham	2	66	68
	Fayette	1	57	58
	Jasper	0	0	0
	Marion	2	51	53
	Montgomery	0	0	0
	Shelby	0	12	12
<b>4th Circuit Total</b>		<b>15</b>	<b>296</b>	<b>311</b>
5th	Clark	0	0	0
	Coles	1	97	98
	Cumberland	0	0	0
	Edgar	0	0	0
	Vermilion	0	0	0
<b>5th Circuit Total</b>		<b>1</b>	<b>97</b>	<b>98</b>

**Adult Supervised Pretrial Release  
(As of December 31, 2015)**

<b>Circuit</b>	<b>County</b>	<b>Electronic Monitoring</b>	<b>Supervised Pretrial Release</b>	<b>Total</b>
6th	Champaign	0	0	0
	DeWitt	0	0	0
	Douglas	0	0	0
	Macon	1	2	3
	Moultrie	0	0	0
	Piatt	0	3	3
<b>6th Circuit Total</b>		<b>1</b>	<b>5</b>	<b>6</b>
7th	Greene/Scott	1	3	4
	Jersey	0	0	0
	Macoupin	0	0	0
	Morgan	0	2	2
	Sangamon	6	7	13
<b>7th Circuit Total</b>		<b>7</b>	<b>12</b>	<b>19</b>
8th	Adams	0	0	0
	Brown	0	0	0
	Calhoun	0	0	0
	Cass	0	0	0
	Mason	0	0	0
	Menard	0	0	0
	Pike	0	0	0
	Schuyler	0	0	0
<b>8th Circuit Total</b>		<b>0</b>	<b>0</b>	<b>0</b>
9th	Fulton	0	1	1
	Hancock	0	0	0
	Henderson	0	0	0
	Knox	1	8	9
	McDonough	0	2	2
	Warren	0	0	0
<b>9th Circuit Total</b>		<b>1</b>	<b>11</b>	<b>12</b>
10th	Marshall	3	0	3
	Peoria	0	0	0
	Putnam	0	0	0
	Stark	0	0	0
	Tazewell	7	36	43
<b>10th Circuit Total</b>		<b>10</b>	<b>36</b>	<b>46</b>
11th	Ford	0	0	0
	Livingston	0	7	7
	Logan	0	3	3
	McLean	10	20	30
	Woodford	0	0	0
<b>11th Circuit Total</b>		<b>10</b>	<b>30</b>	<b>40</b>
<b>12th</b>	<b>Will</b>	<b>0</b>	<b>0</b>	<b>0</b>



**Adult Supervised Pretrial Release  
(As of December 31, 2015)**

<b>Circuit</b>	<b>County</b>	<b>Electronic Monitoring</b>	<b>Supervised Pretrial Release</b>	<b>Total</b>
13th	Bureau	0	0	0
	Grundy	0	0	0
	LaSalle	0	0	0
<b>13th Circuit Total</b>		<b>0</b>	<b>0</b>	<b>0</b>
14th	Henry	0	16	16
	Mercer	0	1	1
	Rock Island	0	53	53
	Whiteside	0	3	3
<b>14th Circuit Total</b>		<b>0</b>	<b>73</b>	<b>73</b>
15th	Carroll	0	2	2
	Jo Daviess	4	38	42
	Lee	6	68	74
	Ogle	1	55	56
	Stephenson	0	20	20
<b>15th Circuit Total</b>		<b>11</b>	<b>183</b>	<b>194</b>
<b>16th</b>	<b>Kane</b>	<b>60</b>	<b>194</b>	<b>254</b>
17th	Boone	0	69	69
	Winnebago	0	772	772
<b>17th Circuit Total</b>		<b>0</b>	<b>841</b>	<b>841</b>
<b>18th</b>	<b>DuPage</b>	<b>27</b>	<b>1,127</b>	<b>1,154</b>
<b>19th</b>	<b>Lake</b>	<b>0</b>	<b>734</b>	<b>734</b>
20th	Monroe	0	0	0
	Perry	1	17	18
	Randolph	0	0	0
	St. Clair	49	48	97
	Washington	3	8	11
<b>20th Circuit Total</b>		<b>53</b>	<b>73</b>	<b>126</b>
21st	Iroquois	0	0	0
	Kankakee	2	12	14
<b>21st Circuit Total</b>		<b>2</b>	<b>12</b>	<b>14</b>
<b>22nd</b>	<b>McHenry</b>	<b>6</b>	<b>23</b>	<b>29</b>
23rd	DeKalb	2	134	136
	Kendall	18	89	107
<b>23rd Circuit Total</b>		<b>20</b>	<b>223</b>	<b>243</b>
Cook	Adult	0	4,264	4,264
	Social	N/A	N/A	N/A
<b>Cook County Total</b>		<b>0</b>	<b>4,264</b>	<b>4,264</b>
<b>Statewide Total</b>		<b>228</b>	<b>8,268</b>	<b>8,496</b>

**Adult Investigations Report  
(Calendar Year 2015)**

Circuit	County	Abbrev.		Pretrial	Record	Other	Total
		PSI	PSI	Bond	Check		
1st	Alexander	21	0	0	8	0	29
	Jackson	48	0	0	20	1	69
	Johnson	8	0	0	1	0	9
	Massac	18	0	0	0	0	18
	Pope	4	0	0	5	0	9
	Pulaski	1	0	0	104	3	108
	Saline	40	0	0	1	0	41
	Union	7	1	0	3	0	11
	Williamson	37	0	0	24	0	61
<b>1st Circuit Total</b>		<b>184</b>	<b>1</b>	<b>0</b>	<b>166</b>	<b>4</b>	<b>355</b>
2nd	Crawford	7	0	0	0	0	7
	Edwards	12	2	0	2	0	16
	Franklin	12	1	0	12	0	25
	Gallatin	3	0	0	0	0	3
	Hamilton	1	0	0	0	0	1
	Hardin	2	0	0	0	0	2
	Jefferson	25	0	0	0	1	26
	Lawrence	36	0	0	0	0	36
	Richland	12	4	59	41	0	116
	Wabash	8	0	0	0	0	8
	Wayne	8	0	0	21	0	29
	White	15	0	0	3	0	18
	<b>2nd Circuit Total</b>		<b>141</b>	<b>7</b>	<b>59</b>	<b>79</b>	<b>1</b>
3rd	Bond	13	1	1	310	0	325
	Madison	44	0	2,615	0	51	2,710
<b>3rd Circuit Total</b>		<b>57</b>	<b>1</b>	<b>2,616</b>	<b>310</b>	<b>51</b>	<b>3,035</b>
4th	Christian	17	12	0	59	0	88
	Clay	13	0	0	82	1	96
	Clinton	15	0	0	77	6	98
	Effingham	24	0	0	108	0	132
	Fayette	19	0	4	140	0	163
	Jasper	3	1	1	35	0	40
	Marion	62	0	0	41	1	104
	Montgomery	18	0	1	0	0	19
	Shelby	3	0	0	57	0	60
<b>4th Circuit Total</b>		<b>174</b>	<b>13</b>	<b>6</b>	<b>599</b>	<b>8</b>	<b>800</b>
5th	Clark	9	0	0	0	0	9
	Coles	34	0	322	0	23	379
	Cumberland	3	0	0	0	0	3
	Edgar	39	0	0	0	0	39
	Vermilion	853	0	0	0	3	856
<b>5th Circuit Total</b>		<b>938</b>	<b>0</b>	<b>322</b>	<b>0</b>	<b>26</b>	<b>1,286</b>

**Adult Investigations Report  
(Calendar Year 2015)**

Circuit	County	Abbrev.		Pretrial	Record		Total
		PSI	PSI	Bond	Check	Other	
6th	Champaign	620	2	140	0	0	762
	DeWitt	6	0	0	0	0	6
	Douglas	8	9	0	0	0	17
	Macon	311	468	1,602	14	60	2,455
	Moultrie	9	0	0	5	62	76
	Piatt	9	0	0	0	0	9
<b>6th Circuit Total</b>		<b>963</b>	<b>479</b>	<b>1,742</b>	<b>19</b>	<b>122</b>	<b>3,325</b>
7th	Greene/Scott	9	1	1	0	3	14
	Jersey	16	0	0	3	3	22
	Macoupin	31	1	0	3	0	35
	Morgan	27	7	16	3	69	122
	Sangamon	85	0	416	23	52	576
<b>7th Circuit Total</b>		<b>168</b>	<b>9</b>	<b>433</b>	<b>32</b>	<b>127</b>	<b>769</b>
8th	Adams	546	0	0	0	0	546
	Brown	3	1	0	2	6	12
	Calhoun	8	0	0	0	5	13
	Cass	54	8	0	0	0	62
	Mason	51	0	0	21	0	72
	Menard	8	0	0	9	0	17
	Pike	73	0	0	0	0	73
	Schuyler	11	4	3	7	10	35
<b>8th Circuit Total</b>		<b>754</b>	<b>13</b>	<b>3</b>	<b>39</b>	<b>21</b>	<b>830</b>
9th	Fulton	8	1	0	87	10	106
	Hancock	6	1	0	13	0	20
	Henderson	4	0	0	7	0	11
	Knox	21	0	0	41	43	105
	McDonough	19	1	0	42	48	110
	Warren	7	0	0	28	38	73
<b>9th Circuit Total</b>		<b>65</b>	<b>3</b>	<b>0</b>	<b>218</b>	<b>139</b>	<b>425</b>
10th	Marshall	7	3	0	5	0	15
	Peoria	335	9	0	163	0	507
	Putnam	0	0	1	4	0	5
	Stark	4	2	0	5	0	11
	Tazewell	52	1	407	106	390	956
<b>10th Circuit Total</b>		<b>398</b>	<b>15</b>	<b>408</b>	<b>283</b>	<b>390</b>	<b>1,494</b>
11th	Ford	19	1	0	2	0	22
	Livingston	46	0	2	28	0	76
	Logan	11	2	0	0	0	13
	McLean	283	0	422	1,211	0	1,916
	Woodford	61	161	0	1	0	223
<b>11th Circuit Total</b>		<b>420</b>	<b>164</b>	<b>424</b>	<b>1,242</b>	<b>0</b>	<b>2,250</b>
12th	Will	416	12	2	55	0	485

**Adult Investigations Report  
(Calendar Year 2015)**

Circuit	County	Abbrev.		Pretrial	Record	Other	Total
		PSI	PSI	Bond	Check		
13th	Bureau	16	2	0	10	0	28
	Grundy	15	0	0	7	0	22
	LaSalle	65	25	0	22	0	112
<b>13th Circuit Total</b>		<b>96</b>	<b>27</b>	<b>0</b>	<b>39</b>	<b>0</b>	<b>162</b>
14th	Henry	84	0	0	30	400	514
	Mercer	5	0	78	4	0	87
	Rock Island	143	1	915	61	349	1,469
	Whiteside	77	0	124	9	9	219
<b>14th Circuit Total</b>		<b>309</b>	<b>1</b>	<b>1,117</b>	<b>104</b>	<b>758</b>	<b>2,289</b>
15th	Carroll	22	1	0	2	3	28
	Jo Daviess	6	0	79	8	0	93
	Lee	6	4	0	0	0	10
	Ogle	19	5	55	17	0	96
	Stephenson	42	2	13	87	0	144
<b>15th Circuit Total</b>		<b>95</b>	<b>12</b>	<b>147</b>	<b>114</b>	<b>3</b>	<b>371</b>
<b>16th</b>	<b>Kane</b>	<b>142</b>	<b>0</b>	<b>10</b>	<b>112</b>	<b>20</b>	<b>284</b>
17th	Boone	117	2	321	6	95	541
	Winnebago	174	0	3,938	0	0	4,112
<b>17th Circuit Total</b>		<b>291</b>	<b>2</b>	<b>4,259</b>	<b>6</b>	<b>95</b>	<b>4,653</b>
<b>18th</b>	<b>DuPage</b>	<b>365</b>	<b>317</b>	<b>1,025</b>	<b>268</b>	<b>0</b>	<b>1,975</b>
<b>19th</b>	<b>Lake</b>	<b>236</b>	<b>33</b>	<b>1,742</b>	<b>175</b>	<b>6</b>	<b>2,192</b>
20th	Monroe	8	0	0	0	0	8
	Perry	8	0	0	15	0	23
	Randolph	50	0	0	3	0	53
	St. Clair	171	0	1,551	236	582	2,540
	Washington	1	0	0	34	0	35
<b>20th Circuit Total</b>		<b>238</b>	<b>0</b>	<b>1,551</b>	<b>288</b>	<b>582</b>	<b>2,659</b>
21st	Iroquois	12	0	0	6	0	18
	Kankakee	72	1	10	21	56	160
<b>21st Circuit Total</b>		<b>84</b>	<b>1</b>	<b>10</b>	<b>27</b>	<b>56</b>	<b>178</b>
<b>22nd</b>	<b>McHenry</b>	<b>38</b>	<b>0</b>	<b>964</b>	<b>1,199</b>	<b>53</b>	<b>2,254</b>
23rd	DeKalb	27	0	581	24	278	910
	Kendall	44	1	470	17	587	1,119
<b>23rd Circuit Total</b>		<b>71</b>	<b>1</b>	<b>1,051</b>	<b>41</b>	<b>865</b>	<b>2,029</b>
Cook	Adult	2,549	0	33,151	0	0	35,700
	Social Service	0	0	0	0	930	930
<b>Cook County Total</b>		<b>2,549</b>	<b>0</b>	<b>33,151</b>	<b>0</b>	<b>930</b>	<b>36,630</b>
<b>Statewide Total</b>		<b>9,192</b>	<b>1,111</b>	<b>51,042</b>	<b>5,415</b>	<b>4,257</b>	<b>71,017</b>

**Adult Probation - Programs Ordered  
(Calendar Year 2015)**

<b>Circuit</b>	<b>County</b>	<b>Alcohol</b>	<b>Drug</b>	<b>Alcohol &amp;Drug</b>	<b>Mental Health</b>	<b>Sex Offender</b>	<b>Total</b>
1st	Alexander	0	0	0	0	0	0
	Jackson	5	26	13	33	2	79
	Johnson	0	0	1	8	0	9
	Massac	1	4	37	7	1	50
	Pope	1	0	0	3	0	4
	Pulaski	0	0	0	0	0	0
	Saline	0	0	0	0	0	0
	Union	1	0	7	0	0	8
	Williamson	2	0	2	31	5	40
<b>1st Circuit Total</b>		<b>10</b>	<b>30</b>	<b>60</b>	<b>82</b>	<b>8</b>	<b>190</b>
2nd	Crawford	0	0	0	1	0	1
	Edwards	0	2	0	3	0	5
	Franklin	0	0	1	0	0	1
	Gallatin	0	3	5	0	0	8
	Hamilton	0	0	0	0	0	0
	Hardin	1	5	6	1	1	14
	Jefferson	0	0	0	0	0	0
	Lawrence	1	0	18	5	1	25
	Richland	0	0	41	0	0	41
	Wabash	0	0	16	7	3	26
	Wayne	1	1	0	1	3	6
	White	0	0	11	5	0	16
	<b>2nd Circuit Total</b>		<b>3</b>	<b>11</b>	<b>98</b>	<b>23</b>	<b>8</b>
3rd	Bond	0	2	13	2	2	19
	Madison	17	149	142	64	13	385
<b>3rd Circuit Total</b>		<b>17</b>	<b>151</b>	<b>155</b>	<b>66</b>	<b>15</b>	<b>404</b>
4th	Christian	25	41	36	19	2	123
	Clay	3	1	1	10	11	26
	Clinton	1	3	35	20	0	59
	Effingham	173	86	15	29	0	303
	Fayette	0	0	387	6	2	395
	Jasper	1	0	0	0	0	1
	Marion	0	0	461	50	3	514
	Montgomery	10	4	74	6	1	95
	Shelby	0	0	7	5	1	13
<b>4th Circuit Total</b>		<b>213</b>	<b>135</b>	<b>1,016</b>	<b>145</b>	<b>20</b>	<b>1,529</b>
5th	Clark	1	0	43	6	1	51
	Coles	1	0	407	168	6	582
	Cumberland	0	0	14	2	0	16
	Edgar	3	25	7	6	0	41
	Vermilion	0	0	0	0	0	0
<b>5th Circuit Total</b>		<b>5</b>	<b>25</b>	<b>471</b>	<b>182</b>	<b>7</b>	<b>690</b>

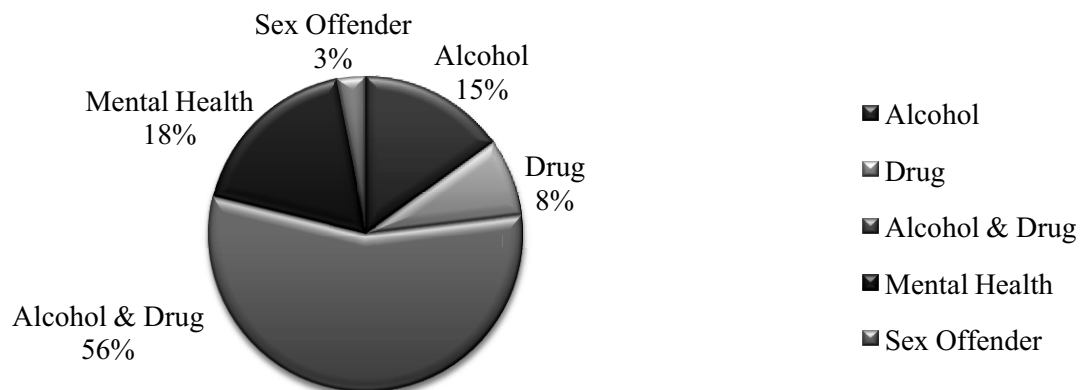
**Adult Probation - Programs Ordered  
(Calendar Year 2015)**

<b>Circuit</b>	<b>County</b>	<b>Alcohol</b>	<b>Drug</b>	<b>Alcohol &amp;Drug</b>	<b>Mental Health</b>	<b>Sex Offender</b>	<b>Total</b>
6th	Champaign	11	55	214	171	16	467
	DeWitt	0	0	8	1	2	11
	Douglas	0	4	30	6	4	44
	Macon	10	22	24	146	12	214
	Moultrie	33	1	9	8	0	51
	Piatt	0	3	1	9	0	13
<b>6th Circuit Total</b>		<b>54</b>	<b>85</b>	<b>286</b>	<b>341</b>	<b>34</b>	<b>800</b>
7th	Greene/Scott	0	4	0	2	1	7
	Jersey	11	22	24	15	1	73
	Macoupin	4	24	6	9	2	45
	Morgan	17	2	118	53	3	193
	Sangamon	23	50	338	104	8	523
<b>7th Circuit Total</b>		<b>55</b>	<b>102</b>	<b>486</b>	<b>183</b>	<b>15</b>	<b>841</b>
8th	Adams	15	30	141	127	5	318
	Brown	2	1	4	4	2	13
	Calhoun	0	1	5	1	0	7
	Cass	3	4	9	12	0	28
	Mason	3	1	4	1	1	10
	Menard	1	0	13	10	2	26
	Pike	0	18	21	36	7	82
	Schuyler	18	8	13	7	0	46
<b>8th Circuit Total</b>		<b>42</b>	<b>63</b>	<b>210</b>	<b>198</b>	<b>17</b>	<b>530</b>
9th	Fulton	0	0	48	15	1	64
	Hancock	0	0	15	2	2	19
	Henderson	0	0	11	2	0	13
	Knox	1	3	102	39	5	150
	McDonough	0	0	129	19	6	154
	Warren	0	1	26	6	0	33
<b>9th Circuit Total</b>		<b>1</b>	<b>4</b>	<b>331</b>	<b>83</b>	<b>14</b>	<b>433</b>
10th	Marshall	1	0	1	0	0	2
	Peoria	143	170	38	9	12	372
	Putnam	0	7	0	1	1	9
	Stark	0	0	0	9	1	10
	Tazewell	0	0	154	73	7	234
<b>10th Circuit Total</b>		<b>144</b>	<b>177</b>	<b>193</b>	<b>92</b>	<b>21</b>	<b>627</b>
11th	Ford	0	0	4	3	3	10
	Livingston	0	0	0	0	0	0
	Logan	1	0	166	19	5	191
	McLean	2	10	35	2	19	68
	Woodford	0	2	132	19	0	153
<b>11th Circuit Total</b>		<b>3</b>	<b>12</b>	<b>337</b>	<b>43</b>	<b>27</b>	<b>422</b>
<b>12th</b>	<b>Will</b>	<b>3</b>	<b>34</b>	<b>132</b>	<b>31</b>	<b>0</b>	<b>200</b>
13th	Bureau	2	0	23	0	0	25
	Grundy	1	3	5	4	1	14
	LaSalle	1	0	46	8	5	60
<b>13th Circuit Total</b>		<b>4</b>	<b>3</b>	<b>74</b>	<b>12</b>	<b>6</b>	<b>99</b>

**Adult Probation - Programs Ordered  
(Calendar Year 2015)**

<b>Circuit</b>	<b>County</b>	<b>Alcohol</b>	<b>Drug</b>	<b>Alcohol &amp; Drug</b>	<b>Mental Health</b>	<b>Sex Offender</b>	<b>Total</b>
14th	Henry	4	23	28	56	2	113
	Mercer	3	3	18	13	1	38
	Rock Island	7	7	402	81	3	500
	Whiteside	0	163	163	46	4	376
<b>14th Circuit Total</b>		<b>14</b>	<b>196</b>	<b>611</b>	<b>196</b>	<b>10</b>	<b>1,027</b>
15th	Carroll	0	1	1	8	1	11
	Jo Daviess	1	0	28	4	1	34
	Lee	0	0	82	12	3	97
	Ogle	22	44	42	53	6	167
	Stephenson	1	2	38	33	5	79
<b>15th Circuit Total</b>		<b>24</b>	<b>47</b>	<b>191</b>	<b>110</b>	<b>16</b>	<b>388</b>
<b>16th</b>	<b>Kane</b>	86	20	494	312	48	<b>960</b>
17th	Boone	27	23	75	12	11	148
	Winnebago	143	4	1,419	20	51	1,637
<b>17th Circuit Total</b>		<b>170</b>	<b>27</b>	<b>1,494</b>	<b>32</b>	<b>62</b>	<b>1,785</b>
<b>18th</b>	<b>DuPage</b>	<b>0</b>	<b>4</b>	<b>0</b>	<b>0</b>	<b>0</b>	<b>4</b>
<b>19th</b>	<b>Lake</b>	<b>20</b>	<b>26</b>	<b>382</b>	<b>95</b>	<b>47</b>	<b>570</b>
20th	Monroe	1	2	1	0	1	5
	Perry	5	9	11	6	2	33
	Randolph	0	0	27	21	2	50
	St. Clair	183	20	610	162	2	977
	Washington	1	1	3	3	1	9
<b>20th Circuit Total</b>		<b>190</b>	<b>32</b>	<b>652</b>	<b>192</b>	<b>8</b>	<b>1,074</b>
21st	Iroquois	1	2	3	1	10	17
	Kankakee	5	5	101	14	0	125
<b>21st Circuit Total</b>		<b>6</b>	<b>7</b>	<b>104</b>	<b>15</b>	<b>10</b>	<b>142</b>
<b>22nd</b>	<b>McHenry</b>	<b>7</b>	<b>13</b>	<b>0</b>	<b>9</b>	<b>7</b>	<b>36</b>
23rd	DeKalb	39	8	203	0	0	250
	Kendall	130	46	120	0	0	296
<b>23rd Circuit Total</b>		<b>169</b>	<b>54</b>	<b>323</b>	<b>0</b>	<b>0</b>	<b>546</b>
Cook	Adult	1,272	346	2,181	557	173	4,529
	Social Service	528	6	927	690	5	2,156
<b>Cook County Total</b>		<b>1,800</b>	<b>352</b>	<b>3,108</b>	<b>1,247</b>	<b>178</b>	<b>6,685</b>
<b>Statewide Total</b>		<b>3,040</b>	<b>1,610</b>	<b>11,208</b>	<b>3,689</b>	<b>578</b>	<b>20,125</b>

**Statewide Adult Programs Ordered**



**Adult Risk Classification**  
**(As of December 31, 2015)**

<b>Circuit</b>	<b>County</b>	<b>Maximum</b>	<b>Medium</b>	<b>Minimum</b>	<b>Unclassified</b>	<b>Total</b>
1st	Alexander	4	68	31	3	106
	Jackson	65	261	273	93	692
	Johnson	1	42	17	14	74
	Massac	25	104	78	14	221
	Pope	4	25	7	8	44
	Pulaski	1	51	23	6	81
	Saline	20	252	118	38	428
	Union	4	94	117	12	227
	Williamson	24	292	486	62	864
<b>1st Circuit Total</b>		<b>148</b>	<b>1,189</b>	<b>1,150</b>	<b>250</b>	<b>2,737</b>
2nd	Crawford	36	77	2	0	115
	Edwards	7	59	17	10	93
	Franklin	39	224	202	70	535
	Gallatin	0	32	10	2	44
	Hamilton	0	14	24	12	50
	Hardin	0	19	18	0	37
	Jefferson	83	130	53	129	395
	Lawrence	31	97	40	0	168
	Richland	1	123	48	0	172
	Wabash	3	96	25	0	124
	Wayne	3	46	43	66	158
	White	3	24	64	0	91
	<b>2nd Circuit Total</b>		<b>206</b>	<b>941</b>	<b>546</b>	<b>289</b>
3rd	Bond	3	72	40	74	189
	Madison	119	1,006	445	16	1,586
<b>3rd Circuit Total</b>		<b>122</b>	<b>1,078</b>	<b>485</b>	<b>90</b>	<b>1,775</b>
4th	Christian	42	132	209	1	384
	Clay	9	87	61	83	240
	Clinton	44	89	69	69	271
	Effingham	82	154	319	69	624
	Fayette	13	198	97	115	423
	Jasper	15	70	35	17	137
	Marion	64	310	224	142	740
	Montgomery	0	75	430	41	546
	Shelby	5	89	58	20	172
<b>4th Circuit Total</b>		<b>274</b>	<b>1,204</b>	<b>1,502</b>	<b>557</b>	<b>3,537</b>
5th	Clark	16	67	22	14	119
	Coles	59	357	88	80	584
	Cumberland	13	37	14	20	84
	Edgar	18	105	10	13	146
	Vermilion	69	345	176	26	616
<b>5th Circuit Total</b>		<b>175</b>	<b>911</b>	<b>310</b>	<b>153</b>	<b>1,549</b>
6th	Champaign	171	1,025	220	0	1,416
	DeWitt	4	42	58	48	152
	Douglas	11	48	98	11	168
	Macon	81	969	245	2	1,297
	Moultrie	2	50	46	25	123
	Piatt	17	102	93	7	219
<b>6th Circuit Total</b>		<b>286</b>	<b>2,236</b>	<b>760</b>	<b>93</b>	<b>3,375</b>

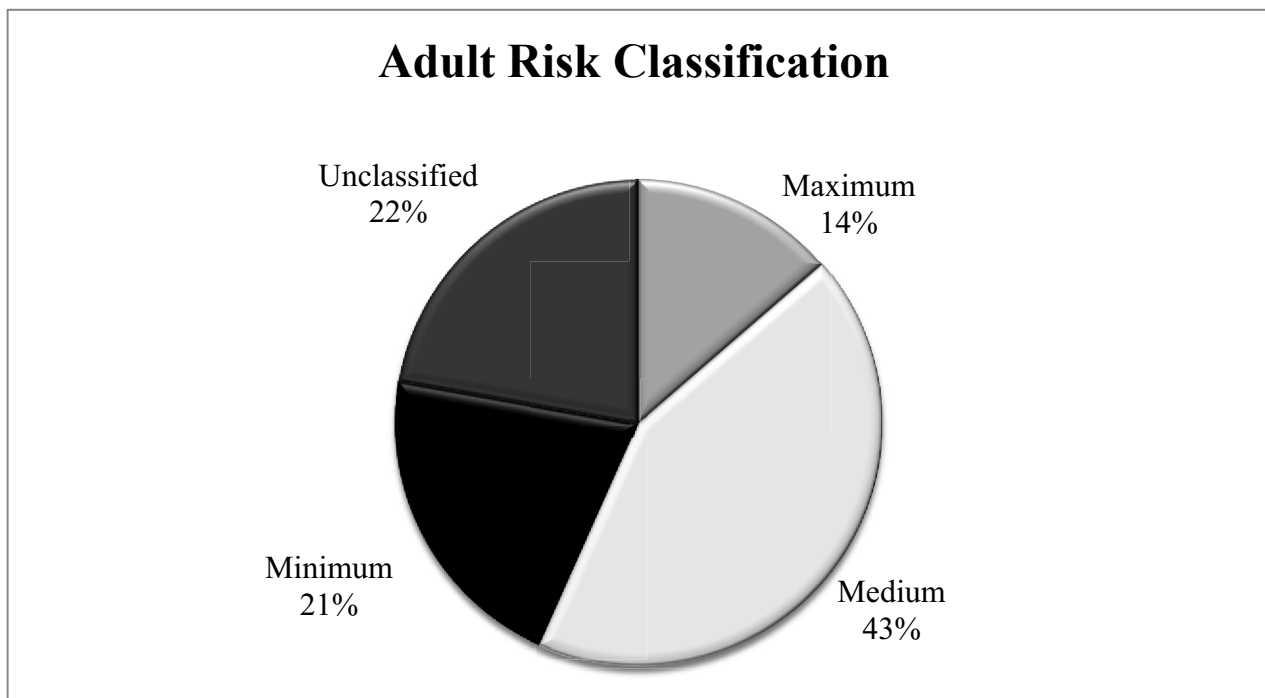


**Adult Risk Classification  
(As of December 31, 2015)**

<b>Circuit</b>	<b>County</b>	<b>Maximum</b>	<b>Medium</b>	<b>Minimum</b>	<b>Unclassified</b>	<b>Total</b>
7th	Greene/Scott	9	66	75	79	229
	Jersey	16	29	33	0	78
	Macoupin	2	174	255	46	477
	Morgan	23	134	123	95	375
	Sangamon	140	740	59	160	1,099
<b>7th Circuit Total</b>		<b>190</b>	<b>1,143</b>	<b>545</b>	<b>380</b>	<b>2,258</b>
8th	Adams	49	311	124	152	636
	Brown	4	67	14	0	85
	Calhoun	10	14	8	0	32
	Cass	5	123	39	31	198
	Mason	11	39	61	103	214
	Menard	0	35	29	15	79
	Pike	4	84	27	117	232
	Schuyler	2	90	30	0	122
<b>8th Circuit Total</b>		<b>85</b>	<b>763</b>	<b>332</b>	<b>418</b>	<b>1,598</b>
9th	Fulton	42	105	27	0	174
	Hancock	4	28	19	0	51
	Henderson	2	13	14	0	29
	Knox	2	13	14	0	29
	McDonough	25	39	30	0	94
	Warren	5	34	15	0	54
<b>9th Circuit Total</b>		<b>80</b>	<b>232</b>	<b>119</b>	<b>0</b>	<b>431</b>
10th	Marshall	7	25	33	23	88
	Peoria	226	1,054	113	92	1,485
	Putnam	2	7	12	6	27
	Stark	4	14	14	1	33
	Tazewell	125	458	39	74	696
<b>10th Circuit Total</b>		<b>364</b>	<b>1,558</b>	<b>211</b>	<b>196</b>	<b>2,329</b>
11th	Ford	45	121	172	11	349
	Livingston	56	156	52	38	302
	Logan	11	190	52	58	311
	McLean	246	526	479	45	1,296
	Woodford	0	112	123	96	331
<b>11th Circuit Total</b>		<b>358</b>	<b>1,105</b>	<b>878</b>	<b>248</b>	<b>2,589</b>
<b>12th</b>	<b>Will</b>	<b>256</b>	<b>1,519</b>	<b>169</b>	<b>0</b>	<b>1,944</b>
13th	Bureau	5	84	16	73	178
	Grundy	9	81	62	43	195
	LaSalle	26	303	111	88	528
<b>13th Circuit Total</b>		<b>40</b>	<b>468</b>	<b>189</b>	<b>204</b>	<b>901</b>
14th	Henry	61	108	33	12	214
	Mercer	3	90	20	0	113
	Rock Island	80	286	1,014	204	1,584
	Whiteside	78	306	245	0	629
<b>14th Circuit Total</b>		<b>222</b>	<b>790</b>	<b>1,312</b>	<b>216</b>	<b>2,540</b>

**Adult Risk Classification  
(As of December 31, 2015)**

<b>Circuit</b>	<b>County</b>	<b>Maximum</b>	<b>Medium</b>	<b>Minimum</b>	<b>Unclassified</b>	<b>Total</b>
15th	Carroll	1	70	13	21	105
	Jo Daviess	12	44	10	26	92
	Lee	7	155	51	53	266
	Ogle	10	194	74	43	321
	Stephenson	36	361	100	90	587
<b>15th Circuit Total</b>		<b>66</b>	<b>824</b>	<b>248</b>	<b>233</b>	<b>1,371</b>
<b>16th</b>	<b>Kane</b>	<b>411</b>	<b>1,454</b>	<b>347</b>	<b>57</b>	<b>2,269</b>
17th	Boone	16	160	145	7	328
	Winnebago	688	2,040	208	347	3,283
<b>17th Circuit Total</b>		<b>704</b>	<b>2,200</b>	<b>353</b>	<b>354</b>	<b>3,611</b>
<b>18th</b>	<b>DuPage</b>	<b>1,236</b>	<b>1,195</b>	<b>623</b>	<b>198</b>	<b>3,252</b>
<b>19th</b>	<b>Lake</b>	<b>943</b>	<b>1,186</b>	<b>550</b>	<b>547</b>	<b>3,226</b>
20th	Monroe	1	19	56	22	98
	Perry	3	33	33	13	82
	Randolph	3	69	20	24	116
	St. Clair	603	684	200	206	1,693
	Washington	0	17	23	7	47
<b>20th Circuit Total</b>		<b>610</b>	<b>822</b>	<b>332</b>	<b>272</b>	<b>2,036</b>
21st	Iroquois	15	109	28	4	156
	Kankakee	133	448	69	5	655
<b>21st Circuit Total</b>		<b>148</b>	<b>557</b>	<b>97</b>	<b>9</b>	<b>811</b>
<b>22nd</b>	<b>McHenry</b>	<b>176</b>	<b>297</b>	<b>194</b>	<b>71</b>	<b>738</b>
23rd	DeKalb	34	300	142	29	505
	Kendall	8	200	213	30	451
<b>23rd Circuit Total</b>		<b>42</b>	<b>500</b>	<b>355</b>	<b>59</b>	<b>956</b>
Cook	Adult	2,135	9,901	1,545	12,040	25,621
	Social Service	1,855	942	4,010	1,184	7,991
<b>Cook County Total</b>		<b>3,990</b>	<b>10,843</b>	<b>5,555</b>	<b>13,224</b>	<b>33,612</b>
<b>Statewide Total</b>		<b>11,132</b>	<b>35,015</b>	<b>17,162</b>	<b>18,118</b>	<b>81,427</b>



**Active Juvenile Caseload  
(As of December 31, 2015)**

<b>Circuit</b>	<b>County</b>	<b>Probation</b>	<b>Supervision</b>	<b>CUS</b>	<b>Informal</b>	<b>Other</b>	<b>Total</b>	<b>Admin.</b>
1st	Alexander	0	1	6	0	0	7	1
	Jackson	16	1	16	1	0	34	3
	Johnson	4	1	0	3	0	8	2
	Massac	10	3	0	2	0	15	7
	Pope	2	0	0	0	0	2	2
	Pulaski	3	1	0	4	0	8	0
	Saline	17	12	0	11	0	40	6
	Union	10	14	5	1	0	30	3
	Williamson	13	0	6	20	0	39	2
<b>1st Circuit Total</b>		<b>75</b>	<b>33</b>	<b>33</b>	<b>42</b>	<b>0</b>	<b>183</b>	<b>26</b>
2nd	Crawford	18	0	2	0	3	23	0
	Edwards	5	2	4	0	3	14	12
	Franklin	13	0	24	39	2	78	2
	Gallatin	2	0	1	0	0	3	0
	Hamilton	4	0	2	0	0	6	0
	Hardin	0	0	1	0	0	1	0
	Jefferson	29	14	0	0	0	43	2
	Lawrence	0	0	10	0	0	10	1
	Richland	25	2	20	0	3	50	0
	Wabash	12	2	0	0	0	14	6
	Wayne	1	0	6	0	0	7	4
	White	9	0	0	0	0	9	11
	<b>2nd Circuit Total</b>		<b>118</b>	<b>20</b>	<b>70</b>	<b>39</b>	<b>11</b>	<b>258</b>
3rd	Bond	1	0	5	3	0	9	2
	Madison	39	0	167	48	0	254	51
<b>3rd Circuit Total</b>		<b>40</b>	<b>0</b>	<b>172</b>	<b>51</b>	<b>0</b>	<b>263</b>	<b>53</b>
4th	Christian	23	1	8	0	0	32	22
	Clay	10	3	6	15	0	34	0
	Clinton	16	0	17	0	0	33	43
	Effingham	23	0	19	0	0	42	24
	Fayette	26	1	10	6	4	47	4
	Jasper	3	1	4	0	0	8	0
	Marion	39	3	38	7	0	87	6
	Montgomery	23	0	7	23	1	54	9
	Shelby	10	0	7	6	0	23	18
<b>4th Circuit Total</b>		<b>173</b>	<b>9</b>	<b>116</b>	<b>57</b>	<b>5</b>	<b>360</b>	<b>126</b>
5th	Clark	15	0	6	0	0	21	3
	Coles	58	15	0	6	0	79	19
	Cumberland	7	2	2	0	0	11	4
	Edgar	20	0	0	0	0	20	9
	Vermilion	31	0	25	0	0	56	0
<b>5th Circuit Total</b>		<b>131</b>	<b>17</b>	<b>33</b>	<b>6</b>	<b>0</b>	<b>187</b>	<b>35</b>
6th	Champaign	111	0	7	10	0	128	8
	DeWitt	18	15	0	0	0	33	3
	Douglas	5	7	3	12	0	27	3
	Macon	56	0	81	0	0	137	0
	Moultrie	8	0	10	2	0	20	2
	Piatt	3	0	6	3	1	13	1
<b>6th Circuit Total</b>		<b>201</b>	<b>22</b>	<b>107</b>	<b>27</b>	<b>1</b>	<b>358</b>	<b>17</b>

**Active Juvenile Caseload  
(As of December 31, 2015)**

<b>Circuit</b>	<b>County</b>	<b>Probation</b>	<b>Supervision</b>	<b>CUS</b>	<b>Informal</b>	<b>Other</b>	<b>Total</b>	<b>Admin.</b>
7th	Greene/Scott	6	5	1	2	0	14	5
	Jersey	18	0	21	2	0	41	5
	Macoupin	16	0	22	0	0	38	16
	Morgan	13	0	4	35	0	52	3
	Sangamon	133	77	17	0	0	227	6
<b>7th Circuit Total</b>		<b>186</b>	<b>82</b>	<b>65</b>	<b>39</b>	<b>0</b>	<b>372</b>	<b>35</b>
8th	Adams	36	1	3	2	0	42	9
	Brown	0	0	0	0	0	0	0
	Calhoun	0	0	0	0	0	0	3
	Cass	13	8	5	0	0	26	2
	Mason	32	0	5	0	0	37	3
	Menard	6	0	4	0	0	10	3
	Pike	24	2	27	0	1	54	0
	Schuyler	2	0	14	0	0	16	0
<b>8th Circuit Total</b>		<b>113</b>	<b>11</b>	<b>58</b>	<b>2</b>	<b>1</b>	<b>185</b>	<b>20</b>
9th	Fulton	20	0	19	10	0	49	0
	Hancock	11	0	2	0	0	13	3
	Henderson	4	0	2	4	0	10	0
	Knox	22	0	20	7	0	49	3
	McDonough	14	0	10	4	0	28	16
	Warren	2	0	13	13	0	28	0
<b>9th Circuit Total</b>		<b>73</b>	<b>0</b>	<b>66</b>	<b>38</b>	<b>0</b>	<b>177</b>	<b>22</b>
10th	Marshall	5	0	2	0	0	7	3
	Peoria	404	2	48	13	11	478	0
	Putnam	3	3	6	4	0	16	0
	Stark	2	0	0	0	0	2	1
	Tazewell	80	1	53	38	0	172	14
<b>10th Circuit Total</b>		<b>494</b>	<b>6</b>	<b>109</b>	<b>55</b>	<b>11</b>	<b>675</b>	<b>18</b>
11th	Ford	8	2	6	6	0	22	0
	Livingston	62	1	2	21	2	88	7
	Logan	41	0	7	0	0	48	9
	McLean	205	0	31	21	0	257	14
	Woodford	39	2	28	3	0	72	0
<b>11th Circuit Total</b>		<b>355</b>	<b>5</b>	<b>74</b>	<b>51</b>	<b>2</b>	<b>487</b>	<b>30</b>
<b>12th</b>	<b>Will</b>	<b>174</b>	<b>0</b>	<b>158</b>	<b>33</b>	<b>0</b>	<b>365</b>	<b>20</b>
13th	Bureau	33	0	9	15	1	58	1
	Grundy	19	0	19	0	1	39	7
	LaSalle	60	0	40	23	1	124	61
<b>13th Circuit Total</b>		<b>112</b>	<b>0</b>	<b>68</b>	<b>38</b>	<b>3</b>	<b>221</b>	<b>69</b>
14th	Henry	24	1	0	31	0	56	80
	Mercer	9	1	1	10	0	21	1
	Rock Island	81	0	44	44	0	169	22
	Whiteside	40	11	0	15	0	66	11
<b>14th Circuit Total</b>		<b>154</b>	<b>13</b>	<b>45</b>	<b>100</b>	<b>0</b>	<b>312</b>	<b>114</b>

**Active Juvenile Caseload  
(As of December 31, 2015)**

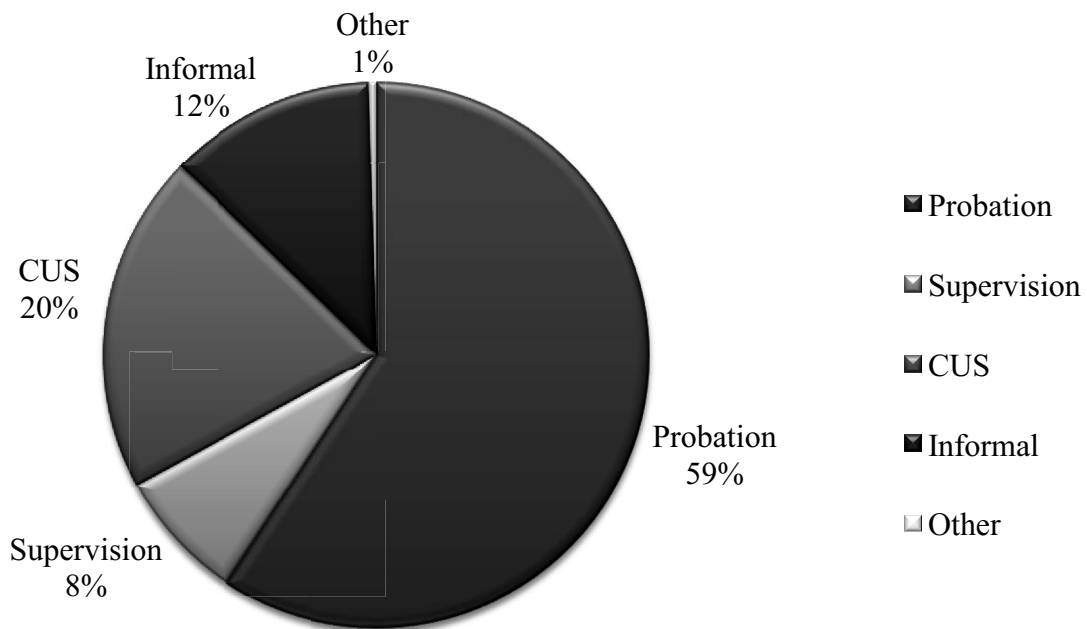
<b>Circuit</b>	<b>County</b>	<b>Probation</b>	<b>Supervision</b>	<b>CUS</b>	<b>Informal</b>	<b>Other</b>	<b>Total</b>	<b>Admin.</b>
15th	Carroll	11	6	1	2	0	20	0
	Jo Daviess	6	8	0	3	0	17	3
	Lee	13	0	15	0	0	28	2
	Ogle	50	0	5	4	0	59	2
	Stephenson	56	0	37	0	1	94	9
<b>15th Circuit Total</b>		<b>136</b>	<b>14</b>	<b>58</b>	<b>9</b>	<b>1</b>	<b>218</b>	<b>16</b>
<b>16th</b>	<b>Kane</b>	<b>384</b>	<b>0</b>	<b>130</b>	<b>93</b>	<b>0</b>	<b>607</b>	<b>28</b>
17th	Boone	65	0	4	9	0	78	19
	Winnebago	453	0	47	25	6	531	32
<b>17th Circuit Total</b>		<b>518</b>	<b>0</b>	<b>51</b>	<b>34</b>	<b>6</b>	<b>609</b>	<b>51</b>
<b>18th</b>	<b>DuPage</b>	<b>171</b>	<b>13</b>	<b>133</b>	<b>0</b>	<b>0</b>	<b>317</b>	<b>103</b>
<b>19th</b>	<b>Lake</b>	<b>232</b>	<b>0</b>	<b>106</b>	<b>15</b>	<b>0</b>	<b>353</b>	<b>28</b>
20th	Monroe	4	0	0	0	0	4	13
	Perry	7	0	3	0	1	11	10
	Randolph	27	0	2	0	0	29	2
	St. Clair	97	161	0	19	0	277	48
	Washington	5	0	4	0	0	9	14
<b>20th Circuit Total</b>		<b>140</b>	<b>161</b>	<b>9</b>	<b>19</b>	<b>1</b>	<b>330</b>	<b>87</b>
21st	Iroquois	60	1	1	8	0	70	2
	Kankakee	141	1	31	14	0	187	0
<b>21st Circuit Total</b>		<b>201</b>	<b>2</b>	<b>32</b>	<b>22</b>	<b>0</b>	<b>257</b>	<b>2</b>
<b>22nd</b>	<b>McHenry</b>	<b>85</b>	<b>0</b>	<b>58</b>	<b>55</b>	<b>0</b>	<b>198</b>	<b>12</b>
23rd	DeKalb	53	0	58	0	4	115	7
	Kendall	59	0	82	24	0	165	42
<b>23rd Circuit Total</b>		<b>112</b>	<b>0</b>	<b>140</b>	<b>24</b>	<b>4</b>	<b>280</b>	<b>49</b>
<b>Cook</b>	<b>Juvenile</b>	<b>2,032</b>	<b>434</b>	<b>293</b>	<b>487</b>	<b>0</b>	<b>3,246</b>	<b>88</b>
<b>Statewide Total</b>		<b>6,410</b>	<b>842</b>	<b>2,184</b>	<b>1,336</b>	<b>46</b>	<b>10,818</b>	<b>1,087</b>

**Active Juvenile IPS Caseload  
(As of December 31, 2015)**

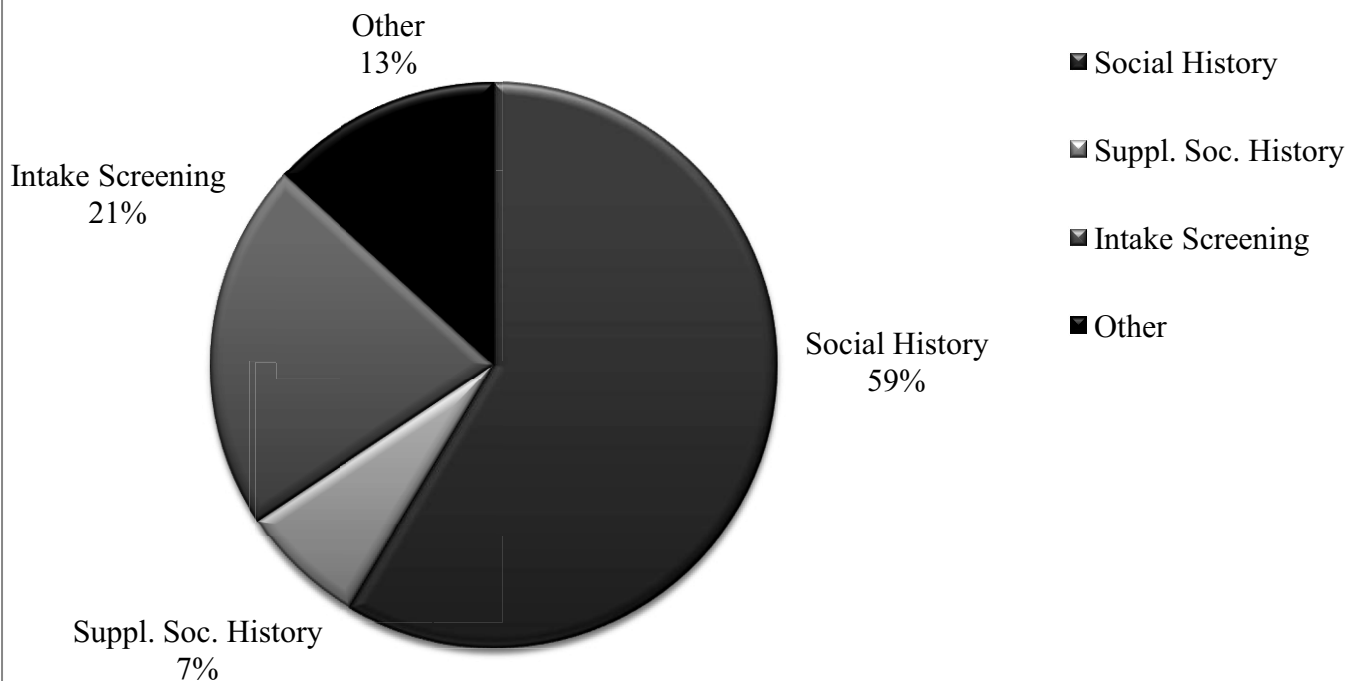
<b>Circuit</b>	<b>County</b>	<b>Intake</b>	<b>Level I</b>	<b>Level II</b>	<b>Level III</b>	<b>Total</b>
11th	McLean	0	11	0	2	13
12th	Will	0	4	4	1	9
18th	DuPage	2	8	4	3	17
Cook	Juvenile	49	171	21	8	249
<b>Total IPS Cases</b>		<b>51</b>	<b>194</b>	<b>29</b>	<b>14</b>	<b>288</b>

**Active Juvenile Caseload  
(As of December 31, 2015)**

**Statewide Active Juvenile Caseload**



**Statewide Juvenile Investigations**



**Juvenile Investigations Report  
(Calendar Year 2015)**

<b>Circuit</b>	<b>County</b>	<b>Social History</b>	<b>Supplemental Social Hist.</b>	<b>Intake Screening</b>	<b>Other</b>	<b>Total</b>
1st	Alexander	0	0	0	0	0
	Jackson	8	0	2	0	10
	Johnson	2	0	0	0	2
	Massac	0	0	0	0	0
	Pope	0	0	0	0	0
	Pulaski	0	0	0	2	2
	Saline	1	0	43	0	44
	Union	0	0	0	0	0
	Williamson	3	0	152	0	155
<b>1st Circuit Total</b>		<b>14</b>	<b>0</b>	<b>197</b>	<b>2</b>	<b>213</b>
2nd	Crawford	0	0	0	0	0
	Edwards	0	0	0	4	4
	Franklin	8	0	0	0	8
	Gallatin	0	0	0	0	0
	Hamilton	0	0	0	0	0
	Hardin	0	0	0	0	0
	Jefferson	5	0	0	0	5
	Lawrence	0	0	0	0	0
	Richland	0	0	0	0	0
	Wabash	1	0	0	0	1
	Wayne	0	0	0	0	0
	White	4	0	0	0	4
	<b>2nd Circuit Total</b>		<b>18</b>	<b>0</b>	<b>0</b>	<b>4</b>
3rd	Bond	0	0	0	11	11
	Madison	13	0	154	8	175
<b>3rd Circuit Total</b>		<b>13</b>	<b>0</b>	<b>154</b>	<b>19</b>	<b>186</b>
4th	Christian	7	3	0	11	21
	Clay	1	0	0	0	1
	Clinton	5	1	0	23	29
	Effingham	8	0	0	0	8
	Fayette	6	0	0	0	6
	Jasper	0	0	0	0	0
	Marion	37	0	0	0	37
	Montgomery	5	0	0	1	6
	Shelby	0	0	0	0	0
<b>4th Circuit Total</b>		<b>69</b>	<b>4</b>	<b>0</b>	<b>35</b>	<b>108</b>
5th	Clark	0	0	0	0	0
	Coles	1	0	0	0	1
	Cumberland	0	0	0	0	0
	Edgar	5	0	0	0	5
	Vermilion	12	0	0	0	12
<b>5th Circuit Total</b>		<b>18</b>	<b>0</b>	<b>0</b>	<b>0</b>	<b>18</b>

**Juvenile Investigations Report  
(Calendar Year 2015)**

Circuit	County	Supplemental Intake				Total
		Social History	Social Hist.	Screening	Other	
6th	Champaign	124	21	0	200	345
	DeWitt	5	0	0	0	5
	Douglas	0	0	0	0	0
	Macon	21	3	0	2	26
	Moultrie	0	0	0	1	1
	Piatt	0	0	0	0	0
<b>6th Circuit Total</b>		<b>150</b>	<b>24</b>	<b>0</b>	<b>203</b>	<b>377</b>
7th	Greene/Scott	0	0	0	1	1
	Jersey	11	0	36	1	48
	Macoupin	1	1	0	0	2
	Morgan	10	4	210	4	228
	Sangamon	75	0	855	1,242	2,172
<b>7th Circuit Total</b>		<b>97</b>	<b>5</b>	<b>1,101</b>	<b>1,248</b>	<b>2,451</b>
8th	Adams	33	18	0	0	51
	Brown	7	0	2	6	15
	Calhoun	0	0	0	0	0
	Cass	3	0	0	1	4
	Mason	7	3	0	13	23
	Menard	0	0	0	0	0
	Pike	3	0	0	0	3
	Schuyler	7	0	17	30	54
<b>8th Circuit Total</b>		<b>60</b>	<b>21</b>	<b>19</b>	<b>50</b>	<b>150</b>
9th	Fulton	1	1	69	22	93
	Hancock	2	0	34	13	49
	Henderson	0	0	6	4	10
	Knox	1	1	28	60	90
	McDonough	2	0	103	30	135
	Warren	0	0	28	15	43
<b>9th Circuit Total</b>		<b>6</b>	<b>2</b>	<b>268</b>	<b>144</b>	<b>420</b>
10th	Marshall	4	0	0	0	4
	Peoria	159	73	0	112	344
	Putnam	0	0	0	0	0
	Stark	1	0	0	0	1
	Tazewell	12	6	166	97	281
<b>10th Circuit Total</b>		<b>176</b>	<b>79</b>	<b>166</b>	<b>209</b>	<b>630</b>
11th	Ford	3	0	0	1	4
	Livingston	18	1	321	19	359
	Logan	4	0	0	0	4
	McLean	224	56	2,816	61	3,157
	Woodford	31	0	0	0	31
<b>11th Circuit Total</b>		<b>280</b>	<b>57</b>	<b>3,137</b>	<b>81</b>	<b>3,555</b>
<b>12th</b>	<b>Will</b>	<b>13</b>	<b>2</b>	<b>688</b>	<b>1</b>	<b>704</b>



**Juvenile Investigations Report  
(Calendar Year 2015)**

Circuit	County	Supplemental Intake			Total	
		Social History	Social Hist.	Screening		Other
13th	Bureau	3	0	50	0	53
	Grundy	4	0	37	0	41
	LaSalle	12	0	212	1	225
<b>13th Circuit Total</b>		<b>19</b>	<b>0</b>	<b>299</b>	<b>1</b>	<b>319</b>
14th	Henry	5	0	93	3	101
	Mercer	2	0	0	0	2
	Rock Island	84	0	168	223	475
	Whiteside	10	0	81	23	114
<b>14th Circuit Total</b>		<b>101</b>	<b>0</b>	<b>342</b>	<b>249</b>	<b>692</b>
15th	Carroll	0	0	0	1	1
	Jo Daviess	6	0	0	0	6
	Lee	0	0	125	0	125
	Ogle	3	0	3	26	32
	Stephenson	29	0	0	0	29
<b>15th Circuit Total</b>		<b>38</b>	<b>0</b>	<b>128</b>	<b>27</b>	<b>193</b>
<b>16th</b>	<b>Kane</b>	<b>297</b>	<b>789</b>	<b>277</b>	<b>578</b>	<b>1,941</b>
17th	Boone	6	0	159	0	165
	Winnebago	80	105	903	0	1,088
<b>17th Circuit Total</b>		<b>86</b>	<b>105</b>	<b>1,062</b>	<b>0</b>	<b>1,253</b>
<b>18th</b>	<b>DuPage</b>	<b>322</b>	<b>15</b>	<b>496</b>	<b>258</b>	<b>1,091</b>
<b>19th</b>	<b>Lake</b>	<b>358</b>	<b>65</b>	<b>102</b>	<b>403</b>	<b>928</b>
20th	Monroe	0	0	0	0	0
	Perry	6	6	0	8	20
	Randolph	15	6	0	1	22
	St. Clair	9	1	0	3	13
	Washington	2	0	0	14	16
<b>20th Circuit Total</b>		<b>32</b>	<b>13</b>	<b>0</b>	<b>26</b>	<b>71</b>
21st	Iroquois	1	0	30	13	44
	Kankakee	14	9	121	253	397
<b>21st Circuit Total</b>		<b>15</b>	<b>9</b>	<b>151</b>	<b>266</b>	<b>441</b>
<b>22nd</b>	<b>McHenry</b>	<b>139</b>	<b>4</b>	<b>116</b>	<b>113</b>	<b>372</b>
23rd	DeKalb	76	0	0	17	93
	Kendall	55	5	116	203	379
<b>23rd Circuit Total</b>		<b>131</b>	<b>5</b>	<b>116</b>	<b>220</b>	<b>472</b>
<b>Cook</b>	<b>Juvenile</b>	<b>1,560</b>	<b>419</b>	<b>0</b>	<b>0</b>	<b>1,979</b>
<b>Statewide Total</b>		<b>4,012</b>	<b>1,618</b>	<b>8,819</b>	<b>4,137</b>	<b>18,586</b>

**Juvenile Risk Classification**  
(As of December 31, 2015)

<b>Circuit</b>	<b>County</b>	<b>Maximum</b>	<b>Medium</b>	<b>Minimum</b>	<b>Unclassified</b>	<b>Total</b>	
1st	Alexander	0	0	1	6	7	
	Jackson	5	11	11	7	34	
	Johnson	0	3	3	2	8	
	Massac	2	8	4	1	15	
	Pope	0	1	1	0	2	
	Pulaski	0	0	0	8	8	
	Saline	2	23	6	9	40	
	Union	3	15	12	0	30	
	Williamson	3	8	26	2	39	
	<b>1st Circuit Total</b>		<b>15</b>	<b>69</b>	<b>64</b>	<b>35</b>	<b>183</b>
2nd	Crawford	1	7	3	12	23	
	Edwards	1	7	0	6	14	
	Franklin	12	29	20	17	78	
	Gallatin	2	0	1	0	3	
	Hamilton	3	0	0	3	6	
	Hardin	0	0	1	0	1	
	Jefferson	23	13	2	5	43	
	Lawrence	0	5	5	0	10	
	Richland	4	20	11	15	50	
	Wabash	0	9	5	0	14	
	Wayne	0	0	0	7	7	
	White	3	4	2	0	9	
	<b>2nd Circuit Total</b>		<b>49</b>	<b>94</b>	<b>50</b>	<b>65</b>	<b>258</b>
	3rd	Bond	0	4	4	1	9
Madison		34	117	44	59	254	
<b>3rd Circuit Total</b>		<b>34</b>	<b>121</b>	<b>48</b>	<b>60</b>	<b>263</b>	
4th	Christian	11	10	11	0	32	
	Clay	10	2	15	7	34	
	Clinton	9	10	12	2	33	
	Effingham	14	13	13	2	42	
	Fayette	8	16	14	9	47	
	Jasper	1	4	3	0	8	
	Marion	15	27	16	29	87	
	Montgomery	1	12	29	12	54	
	Shelby	1	11	7	4	23	
<b>4th Circuit Total</b>		<b>70</b>	<b>105</b>	<b>120</b>	<b>65</b>	<b>360</b>	
5th	Clark	5	3	2	11	21	
	Coles	12	25	10	32	79	
	Cumberland	0	1	1	9	11	
	Edgar	3	0	16	1	20	
	Vermilion	4	36	16	0	56	
<b>5th Circuit Total</b>		<b>24</b>	<b>65</b>	<b>45</b>	<b>53</b>	<b>187</b>	
6th	Champaign	31	78	19	0	128	
	DeWitt	6	0	0	27	33	
	Douglas	2	11	12	2	27	
	Macon	33	66	36	2	137	
	Moultrie	0	7	6	7	20	
	Piatt	1	2	6	4	13	
<b>6th Circuit Total</b>		<b>73</b>	<b>164</b>	<b>79</b>	<b>42</b>	<b>358</b>	

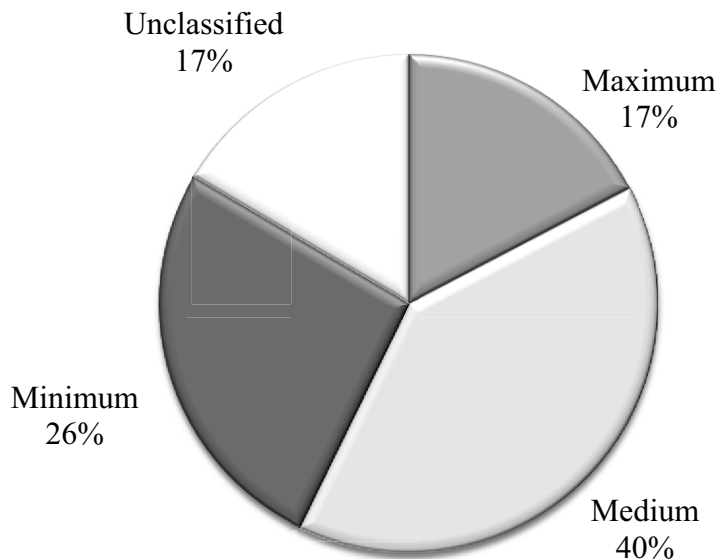
**Juvenile Risk Classification**  
(As of December 31, 2015)

<b>Circuit</b>	<b>County</b>	<b>Maximum</b>	<b>Medium</b>	<b>Minimum</b>	<b>Unclassified</b>	<b>Total</b>
7th	Greene/Scott	3	3	0	8	14
	Jersey	2	14	8	17	41
	Macoupin	5	15	13	5	38
	Morgan	10	22	3	17	52
	Sangamon	63	97	20	47	227
<b>7th Circuit Total</b>		<b>83</b>	<b>151</b>	<b>44</b>	<b>94</b>	<b>372</b>
8th	Adams	9	19	6	8	42
	Brown	0	0	0	0	0
	Calhoun	0	0	0	0	0
	Cass	7	8	1	10	26
	Mason	4	5	11	17	37
	Menard	0	4	1	5	10
	Pike	3	10	3	38	54
	Schuyler	2	13	1	0	16
<b>8th Circuit Total</b>		<b>25</b>	<b>59</b>	<b>23</b>	<b>78</b>	<b>185</b>
9th	Fulton	1	10	32	6	49
	Hancock	3	6	2	2	13
	Henderson	1	1	7	1	10
	Knox	10	17	21	1	49
	McDonough	5	14	9	0	28
	Warren	2	5	20	1	28
<b>9th Circuit Total</b>		<b>22</b>	<b>53</b>	<b>91</b>	<b>11</b>	<b>177</b>
10th	Marshall	0	3	0	4	7
	Peoria	101	189	121	67	478
	Putnam	0	3	0	13	16
	Stark	2	0	0	0	2
	Tazewell	40	67	54	11	172
<b>10th Circuit Total</b>		<b>143</b>	<b>262</b>	<b>175</b>	<b>95</b>	<b>675</b>
11th	Ford	3	7	11	1	22
	Livingston	15	26	43	4	88
	Logan	2	11	29	6	48
	McLean	104	96	57	0	257
	Woodford	0	10	36	26	72
<b>11th Circuit Total</b>		<b>124</b>	<b>150</b>	<b>176</b>	<b>37</b>	<b>487</b>
<b>12th</b>	<b>Will</b>	<b>52</b>	<b>147</b>	<b>167</b>	<b>0</b>	<b>366</b>
13th	Bureau	5	21	11	21	58
	Grundy	11	17	5	6	39
	LaSalle	13	91	15	46	165
<b>13th Circuit Total</b>		<b>29</b>	<b>129</b>	<b>31</b>	<b>73</b>	<b>262</b>
14th	Henry	15	24	12	5	56
	Mercer	0	12	9	0	21
	Rock Island	33	73	47	16	169
	Whiteside	3	25	38	0	66
<b>14th Circuit Total</b>		<b>51</b>	<b>134</b>	<b>106</b>	<b>21</b>	<b>312</b>

**Juvenile Risk Classification  
(As of December 31, 2015)**

<b>Circuit</b>	<b>County</b>	<b>Maximum</b>	<b>Medium</b>	<b>Minimum</b>	<b>Unclassified</b>	<b>Total</b>
15th	Carroll	1	3	6	10	20
	Jo Daviess	1	2	8	6	17
	Lee	8	12	3	5	28
	Ogle	0	21	21	17	59
	Stephenson	9	36	23	26	94
<b>15th Circuit Total</b>		<b>19</b>	<b>74</b>	<b>61</b>	<b>64</b>	<b>218</b>
<b>16th</b>	<b>Kane</b>	<b>199</b>	<b>221</b>	<b>148</b>	<b>39</b>	<b>607</b>
17th	Boone	13	43	21	1	78
	Winnebago	59	266	131	75	531
<b>17th Circuit Total</b>		<b>72</b>	<b>309</b>	<b>152</b>	<b>76</b>	<b>609</b>
<b>18th</b>	<b>DuPage</b>	<b>102</b>	<b>151</b>	<b>46</b>	<b>18</b>	<b>317</b>
<b>19th</b>	<b>Lake</b>	<b>27</b>	<b>262</b>	<b>43</b>	<b>21</b>	<b>353</b>
20th	Monroe	0	2	0	2	4
	Perry	0	7	2	2	11
	Randolph	5	15	5	4	29
	St. Clair	39	104	70	64	277
	Washington	0	2	1	6	9
<b>20th Circuit Total</b>		<b>44</b>	<b>130</b>	<b>78</b>	<b>78</b>	<b>330</b>
21st	Iroquois	18	36	12	4	70
	Kankakee	39	106	42	0	187
<b>21st Circuit Total</b>		<b>57</b>	<b>142</b>	<b>54</b>	<b>4</b>	<b>257</b>
<b>22nd</b>	<b>McHenry</b>	<b>21</b>	<b>43</b>	<b>121</b>	<b>13</b>	<b>198</b>
23rd	DeKalb	17	60	24	14	115
	Kendall	9	71	75	10	165
<b>23rd Circuit Total</b>		<b>26</b>	<b>131</b>	<b>99</b>	<b>24</b>	<b>280</b>
<b>Cook</b>	<b>Juvenile</b>	<b>525</b>	<b>1,159</b>	<b>833</b>	<b>729</b>	<b>3,246</b>
<b>Statewide Total</b>		<b>1,886</b>	<b>4,325</b>	<b>2,854</b>	<b>1,795</b>	<b>10,860</b>

**Juvenile Risk Classification**



**Juvenile Petitions Continued Under Supervision/Adjudications  
(Calendar Year 2015)**

Circuit	County	Continued Under Supervision		Adjudication		Total
		Delinquency	Truancy	Delinquency	Truancy	
1st	Alexander	5	0	2	0	7
	Jackson	0	0	33	0	33
	Johnson	2	0	3	0	5
	Massac	0	0	14	0	14
	Pope	3	0	3	0	6
	Pulaski	0	0	3	0	3
	Saline	7	0	26	0	33
	Union	18	0	5	0	23
	Williamson	0	0	12	0	12
<b>1st Circuit Total</b>		<b>35</b>	<b>0</b>	<b>101</b>	<b>0</b>	<b>136</b>
2nd	Crawford	2	0	18	0	20
	Edwards	3	0	1	0	4
	Franklin	0	0	0	0	0
	Gallatin	1	0	0	0	1
	Hamilton	0	0	0	0	0
	Hardin	1	0	0	0	1
	Jefferson	0	0	26	3	29
	Lawrence	8	0	1	0	9
	Richland	12	0	16	0	28
	Wabash	11	0	17	0	28
	Wayne	7	0	1	0	8
	White	20	0	19	0	39
	<b>2nd Circuit Total</b>		<b>65</b>	<b>0</b>	<b>99</b>	<b>3</b>
3rd	Bond	2	0	2	0	4
	Madison	211	0	74	0	285
<b>3rd Circuit Total</b>		<b>213</b>	<b>0</b>	<b>76</b>	<b>0</b>	<b>289</b>
4th	Christian	7	0	53	0	60
	Clay	3	0	14	0	17
	Clinton	36	0	32	0	68
	Effingham	21	0	42	0	63
	Fayette	10	0	18	0	28
	Jasper	4	0	3	0	7
	Marion	18	0	63	0	81
	Montgomery	2	0	36	0	38
	Shelby	15	0	20	0	35
<b>4th Circuit Total</b>		<b>116</b>	<b>0</b>	<b>281</b>	<b>0</b>	<b>397</b>
5th	Clark	6	0	12	0	18
	Coles	13	2	51	5	71
	Cumberland	17	0	6	0	23
	Edgar	2	0	33	0	35
	Vermilion	0	0	106	0	106
<b>5th Circuit Total</b>		<b>38</b>	<b>2</b>	<b>208</b>	<b>5</b>	<b>253</b>

**Juvenile Petitions Continued Under Supervision/Adjudications  
(Calendar Year 2015)**

Circuit	County	Continued Under Supervision		Adjudication		Total
		Delinquency	Truancy	Delinquency	Truancy	
6th	Champaign	4	0	61	1	66
	DeWitt	0	0	23	0	23
	Douglas	12	0	0	0	12
	Macon	113	0	73	0	186
	Moultrie	7	0	18	0	25
	Piatt	0	0	7	0	7
<b>6th Circuit Total</b>		<b>136</b>	<b>0</b>	<b>182</b>	<b>1</b>	<b>319</b>
7th	Greene/Scott	0	0	4	0	4
	Jersey	32	0	11	0	43
	Macoupin	0	0	30	0	30
	Morgan	3	0	10	0	13
	Sangamon	14	0	96	0	110
<b>7th Circuit Total</b>		<b>49</b>	<b>0</b>	<b>151</b>	<b>0</b>	<b>200</b>
8th	Adams	3	0	32	0	35
	Brown	0	0	2	0	2
	Calhoun	2	0	0	0	2
	Cass	22	0	8	0	30
	Mason	1	1	36	0	38
	Menard	7	0	7	0	14
	Pike	22	0	33	0	55
	Schuyler	0	0	4	0	4
<b>8th Circuit Total</b>		<b>57</b>	<b>1</b>	<b>122</b>	<b>0</b>	<b>180</b>
9th	Fulton	15	0	9	0	24
	Hancock	2	0	13	0	15
	Henderson	0	0	0	0	0
	Knox	25	0	34	0	59
	McDonough	13	0	19	0	32
	Warren	9	0	4	0	13
<b>9th Circuit Total</b>		<b>64</b>	<b>0</b>	<b>79</b>	<b>0</b>	<b>143</b>
10th	Marshall	0	0	5	0	5
	Peoria	44	0	282	0	326
	Putnam	5	0	1	0	6
	Stark	0	0	6	0	6
	Tazewell	67	0	63	0	130
<b>10th Circuit Total</b>		<b>116</b>	<b>0</b>	<b>357</b>	<b>0</b>	<b>473</b>
11th	Ford	4	0	14	0	18
	Livingston	8	0	35	0	43
	Logan	8	0	41	0	49
	McLean	25	0	195	0	220
	Woodford	19	1	30	0	50
<b>11th Circuit Total</b>		<b>64</b>	<b>1</b>	<b>315</b>	<b>0</b>	<b>380</b>
<b>12th</b>	<b>Will</b>	<b>55</b>	<b>0</b>	<b>172</b>	<b>0</b>	<b>227</b>

**Juvenile Petitions Continued Under Supervision/Adjudications  
(Calendar Year 2015)**

<b>Circuit</b>	<b>County</b>	<b>Continued Under Supervision</b>		<b>Adjudication</b>		<b>Total</b>
		<b>Delinquency</b>	<b>Truancy</b>	<b>Delinquency</b>	<b>Truancy</b>	
13th	Bureau	8	0	45	0	53
	Grundy	22	0	27	0	49
	LaSalle	9	0	0	0	9
<b>13th Circuit Total</b>		<b>39</b>	<b>0</b>	<b>72</b>	<b>0</b>	<b>111</b>
14th	Henry	1	0	16	0	17
	Mercer	1	0	8	0	9
	Rock Island	35	0	121	0	156
	Whiteside	9	0	52	0	61
<b>14th Circuit Total</b>		<b>46</b>	<b>0</b>	<b>197</b>	<b>0</b>	<b>243</b>
15th	Carroll	4	0	8	0	12
	Jo Daviess	2	0	14	0	16
	Lee	0	0	21	0	21
	Ogle	10	6	45	0	61
	Stephenson	25	0	82	0	107
<b>15th Circuit Total</b>		<b>41</b>	<b>6</b>	<b>170</b>	<b>0</b>	<b>217</b>
<b>16th</b>	<b>Kane</b>	<b>100</b>	<b>0</b>	<b>152</b>	<b>0</b>	<b>252</b>
17th	Boone	5	0	87	0	92
	Winnebago	38	0	176	0	214
<b>17th Circuit Total</b>		<b>43</b>	<b>0</b>	<b>263</b>	<b>0</b>	<b>306</b>
<b>18th</b>	<b>DuPage</b>	<b>1</b>	<b>0</b>	<b>285</b>	<b>0</b>	<b>286</b>
<b>19th</b>	<b>Lake</b>	<b>0</b>	<b>0</b>	<b>462</b>	<b>0</b>	<b>462</b>
20th	Monroe	33	0	12	0	45
	Perry	10	0	7	0	17
	Randolph	2	0	18	1	21
	St. Clair	119	0	78	0	197
	Washington	16	0	8	0	24
<b>20th Circuit Total</b>		<b>180</b>	<b>0</b>	<b>123</b>	<b>1</b>	<b>304</b>
21st	Iroquois	0	0	41	0	41
	Kankakee	24	0	98	0	122
<b>21st Circuit Total</b>		<b>24</b>	<b>0</b>	<b>139</b>	<b>0</b>	<b>163</b>
<b>22nd</b>	<b>McHenry</b>	<b>63</b>	<b>0</b>	<b>93</b>	<b>0</b>	<b>156</b>
23rd	DeKalb	4	0	125	0	129
	Kendall	113	5	113	2	233
<b>23rd Circuit Total</b>		<b>117</b>	<b>5</b>	<b>238</b>	<b>2</b>	<b>362</b>
<b>Cook</b>	<b>Juvenile</b>	<b>Data Not Available</b>				
<b>Statewide Total</b>		<b>1,662</b>	<b>15</b>	<b>4,337</b>	<b>12</b>	<b>6,026</b>

**Juvenile Programs Ordered  
(Calendar Year 2015)**

<b>Circuit</b>	<b>County</b>	<b>Alcohol</b>	<b>Drug</b>	<b>Alcohol &amp; Drug</b>	<b>Youth Services</b>	<b>Mental Health</b>	<b>Other</b>	<b>Total</b>
1st	Alexander	0	0	0	0	0	0	0
	Jackson	0	1	0	2	0	55	58
	Johnson	0	0	0	0	0	0	0
	Massac	0	0	1	0	0	10	11
	Pope	0	0	0	0	0	0	0
	Pulaski	0	0	0	0	0	0	0
	Saline	0	0	0	0	0	0	0
	Union	0	0	2	0	1	58	61
	Williamson	0	0	0	4	1	16	21
<b>1st Circuit Total</b>		<b>0</b>	<b>1</b>	<b>3</b>	<b>6</b>	<b>2</b>	<b>139</b>	<b>151</b>
2nd	Crawford	0	0	0	0	0	0	0
	Edwards	0	0	0	0	0	0	0
	Franklin	0	0	37	0	0	1	38
	Gallatin	0	0	0	0	0	0	0
	Hamilton	0	0	0	0	0	0	0
	Hardin	0	0	0	0	0	0	0
	Jefferson	0	0	0	0	0	0	0
	Lawrence	0	0	1	0	0	0	1
	Richland	0	0	0	0	0	8	8
	Wabash	0	0	1	0	5	1	7
	Wayne	0	0	0	0	0	16	16
	White	0	0	2	0	1	0	3
	<b>2nd Circuit Total</b>		<b>0</b>	<b>0</b>	<b>41</b>	<b>0</b>	<b>6</b>	<b>26</b>
3rd	Bond	0	0	0	0	0	3	3
	Madison	0	33	16	1	41	268	359
<b>3rd Circuit Total</b>		<b>0</b>	<b>33</b>	<b>16</b>	<b>1</b>	<b>41</b>	<b>271</b>	<b>362</b>
4th	Christian	0	0	3	0	2	88	93
	Clay	0	0	0	3	0	14	17
	Clinton	1	1	19	0	4	68	93
	Effingham	1	6	0	0	10	87	104
	Fayette	0	0	24	0	19	46	89
	Jasper	0	0	0	0	0	0	0
	Marion	0	0	84	4	36	238	362
	Montgomery	0	0	4	0	2	57	63
	Shelby	0	0	0	0	0	0	0
<b>4th Circuit Total</b>		<b>2</b>	<b>7</b>	<b>134</b>	<b>7</b>	<b>73</b>	<b>598</b>	<b>821</b>
5th	Clark	2	0	5	0	6	0	13
	Coles	0	0	10	0	20	16	46
	Cumberland	0	0	0	0	3	0	3
	Edgar	1	2	2	0	2	0	7
	Vermilion	0	0	0	0	0	0	0
<b>5th Circuit Total</b>		<b>3</b>	<b>2</b>	<b>17</b>	<b>0</b>	<b>31</b>	<b>16</b>	<b>69</b>



**Juvenile Programs Ordered  
(Calendar Year 2015)**

<b>Circuit</b>	<b>County</b>	<b>Alcohol</b>	<b>Drug</b>	<b>Alcohol &amp; Drug</b>	<b>Youth Services</b>	<b>Mental Health</b>	<b>Other</b>	<b>Total</b>
6th	Champaign	0	0	17	0	8	17	42
	DeWitt	0	0	1	0	2	4	7
	Douglas	0	0	1	0	3	12	16
	Macon	0	1	1	73	69	251	395
	Moultrie	0	0	3	0	3	10	16
	Piatt	0	0	0	0	1	10	11
<b>6th Circuit Total</b>		<b>0</b>	<b>1</b>	<b>23</b>	<b>73</b>	<b>86</b>	<b>304</b>	<b>487</b>
7th	Greene/Scott	0	0	0	0	0	0	0
	Jersey	2	3	9	0	15	5	34
	Macoupin	4	2	7	0	6	17	36
	Morgan	17	7	30	0	26	0	80
	Sangamon	0	3	34	4	47	62	150
<b>7th Circuit Total</b>		<b>23</b>	<b>15</b>	<b>80</b>	<b>4</b>	<b>94</b>	<b>84</b>	<b>300</b>
8th	Adams	0	1	13	1	27	35	77
	Brown	0	0	0	0	0	0	0
	Calhoun	0	0	0	0	0	0	0
	Cass	0	1	0	0	3	14	18
	Mason	0	10	0	0	1	31	42
	Menard	0	0	1	0	0	4	5
	Pike	0	0	4	0	17	5	26
	Schuyler	9	2	3	0	3	0	17
<b>8th Circuit Total</b>		<b>9</b>	<b>14</b>	<b>21</b>	<b>1</b>	<b>51</b>	<b>89</b>	<b>185</b>
9th	Fulton	0	0	22	0	13	25	60
	Hancock	0	0	5	0	7	27	39
	Henderson	0	0	0	0	0	0	0
	Knox	0	0	5	0	9	127	141
	McDonough	0	0	9	0	8	41	58
	Warren	0	0	3	0	0	15	18
<b>9th Circuit Total</b>		<b>0</b>	<b>0</b>	<b>44</b>	<b>0</b>	<b>37</b>	<b>235</b>	<b>316</b>
10th	Marshall	0	0	0	0	1	1	2
	Peoria	0	0	68	199	21	5	293
	Putnam	0	0	1	0	1	0	2
	Stark	0	0	0	0	1	0	1
	Tazewell	0	0	60	16	22	149	247
<b>10th Circuit Total</b>		<b>0</b>	<b>0</b>	<b>129</b>	<b>215</b>	<b>46</b>	<b>155</b>	<b>545</b>
11th	Ford	0	0	0	0	1	5	6
	Livingston	0	0	0	0	0	0	0
	Logan	0	0	14	0	13	33	60
	McLean	4	0	29	10	29	30	102
	Woodford	0	1	17	0	13	6	37
<b>11th Circuit Total</b>		<b>4</b>	<b>1</b>	<b>60</b>	<b>10</b>	<b>56</b>	<b>74</b>	<b>205</b>
<b>12th</b>	<b>Will</b>	<b>1</b>	<b>88</b>	<b>36</b>	<b>1</b>	<b>78</b>	<b>444</b>	<b>648</b>

**Juvenile Programs Ordered  
(Calendar Year 2015)**

<b>Circuit</b>	<b>County</b>	<b>Alcohol</b>	<b>Drug</b>	<b>Alcohol &amp; Drug</b>	<b>Youth Services</b>	<b>Mental Health</b>	<b>Other</b>	<b>Total</b>
13th	Bureau	2	3	11	3	19	2	40
	Grundy	0	1	11	1	8	21	42
	LaSalle	0	1	39	9	36	5	90
<b>13th Circuit Total</b>		<b>2</b>	<b>5</b>	<b>61</b>	<b>13</b>	<b>63</b>	<b>28</b>	<b>172</b>
14th	Henry	0	0	1	0	7	69	77
	Mercer	0	0	0	0	4	15	19
	Rock Island	0	30	48	18	73	220	389
	Whiteside	0	0	23	0	16	28	67
<b>14th Circuit Total</b>		<b>0</b>	<b>30</b>	<b>72</b>	<b>18</b>	<b>100</b>	<b>332</b>	<b>552</b>
15th	Carroll	0	6	0	0	6	4	16
	Jo Daviess	1	0	7	0	7	21	36
	Lee	0	0	8	0	4	7	19
	Ogle	0	14	16	0	45	189	264
	Stephenson	0	6	12	0	10	44	72
<b>15th Circuit Total</b>		<b>1</b>	<b>26</b>	<b>43</b>	<b>0</b>	<b>72</b>	<b>265</b>	<b>407</b>
<b>16th</b>	<b>Kane</b>	<b>0</b>	<b>11</b>	<b>117</b>	<b>10</b>	<b>46</b>	<b>46</b>	<b>230</b>
17th	Boone	0	0	8	34	0	13	55
	Winnebago	0	0	178	1	110	43	332
<b>17th Circuit Total</b>		<b>0</b>	<b>0</b>	<b>186</b>	<b>35</b>	<b>110</b>	<b>56</b>	<b>387</b>
<b>18th</b>	<b>DuPage</b>	<b>2</b>	<b>12</b>	<b>8</b>	<b>1</b>	<b>21</b>	<b>366</b>	<b>410</b>
<b>19th</b>	<b>Lake</b>	<b>0</b>	<b>0</b>	<b>204</b>	<b>0</b>	<b>227</b>	<b>449</b>	<b>880</b>
20th	Monroe	0	0	0	0	1	3	4
	Perry	0	1	3	2	2	6	14
	Randolph	0	0	9	11	11	23	54
	St. Clair	2	0	90	2	53	0	147
	Washington	0	0	0	2	1	18	21
<b>20th Circuit Total</b>		<b>2</b>	<b>1</b>	<b>102</b>	<b>17</b>	<b>68</b>	<b>50</b>	<b>240</b>
21st	Iroquois	0	5	6	0	10	11	32
	Kankakee	0	0	0	0	0	1	1
<b>21st Circuit Total</b>		<b>0</b>	<b>5</b>	<b>6</b>	<b>0</b>	<b>10</b>	<b>12</b>	<b>33</b>
<b>22nd</b>	<b>McHenry</b>	<b>2</b>	<b>18</b>	<b>4</b>	<b>0</b>	<b>13</b>	<b>0</b>	<b>37</b>
23rd	DeKalb	1	6	96	5	66	369	543
	Kendall	3	2	123	1	62	271	462
<b>23rd Circuit Total</b>		<b>4</b>	<b>8</b>	<b>219</b>	<b>6</b>	<b>128</b>	<b>640</b>	<b>1,005</b>
<b>Cook</b>	<b>Juvenile</b>	<b>11</b>	<b>65</b>	<b>49</b>	<b>109</b>	<b>192</b>	<b>2,329</b>	<b>2,755</b>
<b>Statewide Total</b>		<b>66</b>	<b>343</b>	<b>1,675</b>	<b>527</b>	<b>1,651</b>	<b>7,008</b>	<b>11,270</b>

**Juvenile Placements  
(Calendar Year 2015)**

Circuit	County	Placed in Foster Home		Placed in Group Home		Placed in Treatment		Placed with Relative		Total
		In State	Out of State	In State	Out of State	In State	Out of State	In State	Out of State	
1st	Alexander	0	0	0	0	0	0	0	0	0
	Jackson	0	0	0	0	0	0	0	0	0
	Johnson	0	0	0	0	0	0	0	0	0
	Massac	0	0	0	0	0	0	0	0	0
	Pope	0	0	0	0	0	0	0	0	0
	Pulaski	0	0	0	0	0	0	0	0	0
	Saline	0	0	0	0	0	0	0	0	0
	Union	0	0	0	0	0	0	0	0	0
	Williamson	0	0	0	0	0	0	0	0	0
<b>1st Circuit Total</b>		<b>0</b>	<b>0</b>	<b>0</b>	<b>0</b>	<b>0</b>	<b>0</b>	<b>0</b>	<b>0</b>	<b>0</b>
2nd	Crawford	0	0	0	0	6	0	0	0	6
	Edwards	0	0	0	0	0	0	0	0	0
	Franklin	0	0	0	0	5	0	0	0	5
	Gallatin	0	0	0	0	0	0	0	0	0
	Hamilton	0	0	0	0	0	0	0	0	0
	Hardin	0	0	0	0	0	0	0	0	0
	Jefferson	0	0	0	0	0	0	0	0	0
	Lawrence	0	0	0	0	4	0	0	0	4
	Richland	0	0	1	0	5	0	0	0	6
	Wabash	0	0	2	0	2	0	0	0	4
	Wayne	0	0	0	0	0	0	0	0	0
	White	0	0	0	0	0	0	0	0	0
<b>2nd Circuit Total</b>		<b>0</b>	<b>0</b>	<b>3</b>	<b>0</b>	<b>22</b>	<b>0</b>	<b>0</b>	<b>0</b>	<b>25</b>
3rd	Bond	0	0	0	0	0	0	1	0	1
	Madison	1	0	4	0	1	0	0	1	7
<b>3rd Circuit Total</b>		<b>1</b>	<b>0</b>	<b>4</b>	<b>0</b>	<b>1</b>	<b>0</b>	<b>1</b>	<b>1</b>	<b>8</b>
4th	Christian	0	0	5	0	0	0	0	0	5
	Clay	0	0	0	0	0	0	0	0	0
	Clinton	1	0	0	0	0	0	1	0	2
	Effingham	0	0	0	0	0	0	0	0	0
	Fayette	0	0	0	0	2	0	0	0	2
	Jasper	0	0	0	0	0	0	0	0	0
	Marion	0	0	0	0	0	0	0	0	0
	Montgomery	0	0	0	0	0	0	0	0	0
	Shelby	0	0	0	0	0	0	0	0	0
<b>4th Circuit Total</b>		<b>1</b>	<b>0</b>	<b>5</b>	<b>0</b>	<b>2</b>	<b>0</b>	<b>1</b>	<b>0</b>	<b>9</b>
5th	Clark	0	0	0	0	0	0	0	0	0
	Coles	0	0	0	0	0	0	0	0	0
	Cumberland	0	0	0	0	0	0	0	0	0
	Edgar	0	0	0	0	0	0	0	0	0
	Vermilion	1	0	0	0	1	0	0	0	2
<b>5th Circuit Total</b>		<b>1</b>	<b>0</b>	<b>0</b>	<b>0</b>	<b>1</b>	<b>0</b>	<b>0</b>	<b>0</b>	<b>2</b>

**Juvenile Placements  
(Calendar Year 2015)**

Circuit	County	Placed in Foster Home		Placed in Group Home		Placed in Treatment		Placed with Relative		Total
		In State	Out of State	In State	Out of State	In State	Out of State	In State	Out of State	
6th	Champaign	0	0	4	0	11	0	2	1	18
	DeWitt	0	0	0	0	0	0	0	0	0
	Douglas	0	0	0	0	0	0	0	0	0
	Macon	11	0	4	0	4	0	2	0	21
	Moultrie	0	0	0	0	0	0	0	0	0
	Piatt	0	0	0	0	0	0	0	0	0
<b>6th Circuit Total</b>		<b>11</b>	<b>0</b>	<b>8</b>	<b>0</b>	<b>15</b>	<b>0</b>	<b>4</b>	<b>1</b>	<b>39</b>
7th	Greene/Scott	0	0	0	0	0	0	0	0	0
	Jersey	0	0	2	0	3	0	3	0	8
	Macoupin	0	0	0	0	0	0	0	0	0
	Morgan	0	0	0	0	5	0	0	0	5
	Sangamon	4	0	1	0	0	0	1	0	6
<b>7th Circuit Total</b>		<b>4</b>	<b>0</b>	<b>3</b>	<b>0</b>	<b>8</b>	<b>0</b>	<b>4</b>	<b>0</b>	<b>19</b>
8th	Adams	0	0	0	0	0	0	0	0	0
	Brown	0	0	0	0	0	0	0	0	0
	Calhoun	0	0	0	0	0	0	0	0	0
	Cass	0	0	0	0	0	0	0	0	0
	Mason	0	0	1	0	0	0	1	0	2
	Menard	0	0	0	0	0	0	0	0	0
	Pike	0	0	0	0	0	0	0	0	0
	Schuyler	0	0	0	0	0	0	0	0	0
<b>8th Circuit Total</b>		<b>0</b>	<b>0</b>	<b>1</b>	<b>0</b>	<b>0</b>	<b>0</b>	<b>1</b>	<b>0</b>	<b>2</b>
9th	Fulton	0	0	0	0	0	0	0	0	0
	Hancock	0	0	0	0	0	0	0	0	0
	Henderson	0	0	0	0	0	0	0	0	0
	Knox	0	0	0	0	1	0	0	0	1
	McDonough	0	0	0	0	0	0	0	0	0
	Warren	0	0	0	0	0	0	0	0	0
<b>9th Circuit Total</b>		<b>0</b>	<b>0</b>	<b>0</b>	<b>0</b>	<b>1</b>	<b>0</b>	<b>0</b>	<b>0</b>	<b>1</b>
10th	Marshall	0	0	0	0	1	0	0	0	1
	Peoria	0	0	0	0	9	0	0	0	9
	Putnam	0	0	0	0	0	0	0	0	0
	Stark	0	0	0	0	0	0	0	0	0
	Tazewell	0	0	1	0	4	0	0	0	5
<b>10th Circuit Total</b>		<b>0</b>	<b>0</b>	<b>1</b>	<b>0</b>	<b>14</b>	<b>0</b>	<b>0</b>	<b>0</b>	<b>15</b>
11th	Ford	0	0	0	0	0	0	0	0	0
	Livingston	1	0	0	0	0	0	0	0	1
	Logan	0	0	0	0	0	0	0	0	0
	McLean	0	0	2	0	5	0	0	0	7
	Woodford	0	0	1	0	0	0	0	0	1
<b>11th Circuit Total</b>		<b>1</b>	<b>0</b>	<b>3</b>	<b>0</b>	<b>5</b>	<b>0</b>	<b>0</b>	<b>0</b>	<b>9</b>
<b>12th</b>	<b>Will</b>	<b>10</b>	<b>0</b>	<b>0</b>	<b>0</b>	<b>4</b>	<b>0</b>	<b>35</b>	<b>0</b>	<b>49</b>

**Juvenile Placements  
(Calendar Year 2015)**

Circuit	County	Placed in Foster Home		Placed in Group Home		Placed in Treatment		Placed with Relative		Total
		In State	Out of State	In State	Out of State	In State	Out of State	In State	Out of State	
13th	Bureau	0	0	0	0	0	0	0	0	0
	Grundy	0	0	0	0	0	0	0	0	0
	LaSalle	1	0	0	0	4	0	0	0	5
<b>13th Circuit Total</b>		<b>1</b>	<b>0</b>	<b>0</b>	<b>0</b>	<b>4</b>	<b>0</b>	<b>0</b>	<b>0</b>	<b>5</b>
14th	Henry	0	0	0	0	1	0	0	0	1
	Mercer	0	0	0	0	0	0	0	0	0
	Rock Island	1	0	0	0	18	0	0	1	20
	Whiteside	0	0	0	0	6	0	0	0	6
<b>14th Circuit Total</b>		<b>1</b>	<b>0</b>	<b>0</b>	<b>0</b>	<b>25</b>	<b>0</b>	<b>0</b>	<b>1</b>	<b>27</b>
15th	Carroll	0	0	1	0	1	0	0	0	2
	Jo Daviess	0	0	0	0	0	0	0	0	0
	Lee	0	0	1	0	0	0	0	0	1
	Ogle	0	0	0	0	0	0	0	0	0
	Stephenson	0	0	2	0	3	0	0	0	5
<b>15th Circuit Total</b>		<b>0</b>	<b>0</b>	<b>4</b>	<b>0</b>	<b>4</b>	<b>0</b>	<b>0</b>	<b>0</b>	<b>8</b>
<b>16th</b>	<b>Kane</b>	<b>0</b>	<b>0</b>	<b>0</b>	<b>0</b>	<b>3</b>	<b>7</b>	<b>0</b>	<b>0</b>	<b>10</b>
17th	Boone	0	0	0	0	6	0	0	0	6
	Winnebago	2	0	6	0	67	1	1	0	77
<b>17th Circuit Total</b>		<b>2</b>	<b>0</b>	<b>6</b>	<b>0</b>	<b>73</b>	<b>1</b>	<b>1</b>	<b>0</b>	<b>83</b>
<b>18th</b>	<b>DuPage</b>	<b>7</b>	<b>0</b>	<b>0</b>	<b>0</b>	<b>4</b>	<b>2</b>	<b>5</b>	<b>1</b>	<b>19</b>
<b>19th</b>	<b>Lake</b>	<b>2</b>	<b>0</b>	<b>0</b>	<b>0</b>	<b>84</b>	<b>2</b>	<b>7</b>	<b>0</b>	<b>95</b>
20th	Monroe	0	0	0	0	0	0	0	0	0
	Perry	0	0	0	0	2	0	0	0	2
	Randolph	0	0	0	0	0	0	0	0	0
	St. Clair	0	0	3	0	5	0	0	0	8
	Washington	0	0	0	0	0	0	0	0	0
<b>20th Circuit Total</b>		<b>0</b>	<b>0</b>	<b>3</b>	<b>0</b>	<b>7</b>	<b>0</b>	<b>0</b>	<b>0</b>	<b>10</b>
21st	Iroquois	1	0	0	0	1	0	1	0	3
	Kankakee	0	0	0	0	2	0	0	0	2
<b>21st Circuit Total</b>		<b>1</b>	<b>0</b>	<b>0</b>	<b>0</b>	<b>3</b>	<b>0</b>	<b>1</b>	<b>0</b>	<b>5</b>
<b>22nd</b>	<b>McHenry</b>	<b>0</b>	<b>0</b>	<b>0</b>	<b>0</b>	<b>5</b>	<b>0</b>	<b>0</b>	<b>0</b>	<b>5</b>
23rd	DeKalb	0	0	0	0	2	1	0	0	3
	Kendall	1	0	0	0	2	0	0	0	3
<b>23rd Circuit Total</b>		<b>1</b>	<b>0</b>	<b>0</b>	<b>0</b>	<b>4</b>	<b>1</b>	<b>0</b>	<b>0</b>	<b>6</b>
<b>Cook</b>	<b>Juvenile</b>	<b>24</b>	<b>1</b>	<b>0</b>	<b>0</b>	<b>195</b>	<b>5</b>	<b>13</b>	<b>21</b>	<b>259</b>
<b>Statewide Total</b>		<b>68</b>	<b>1</b>	<b>41</b>	<b>0</b>	<b>484</b>	<b>18</b>	<b>73</b>	<b>25</b>	<b>710</b>



**APPELLATE COURT  
OF ILLINOIS**

**MAP OF APPELLATE AND SUPREME COURT  
JUDICIAL DISTRICTS  
AND  
DIRECTORY OF APPELLATE CLERKS**



**Appellate Court  
Directory**

First District  
160 North LaSalle Street  
Room S 1400  
Chicago (60601)  
(312) 793-5484  
Steven M. Ravid, Clerk

Second District  
55 Symphony Way  
Elgin (60120)  
(847) 695-3750  
Robert J. Mangan, Clerk

Third District  
1004 Columbus Street  
Ottawa (61350)  
(815) 434-5050  
Barbara Trumbo, Clerk

Fourth District  
Waterways Building  
201 W. Monroe Street  
Springfield (62794)  
(217) 782-2586  
Carla Bender, Clerk

Fifth District  
14th & Main Streets  
Mt. Vernon (62864)  
(618) 242-3120  
John J. Flood, Clerk



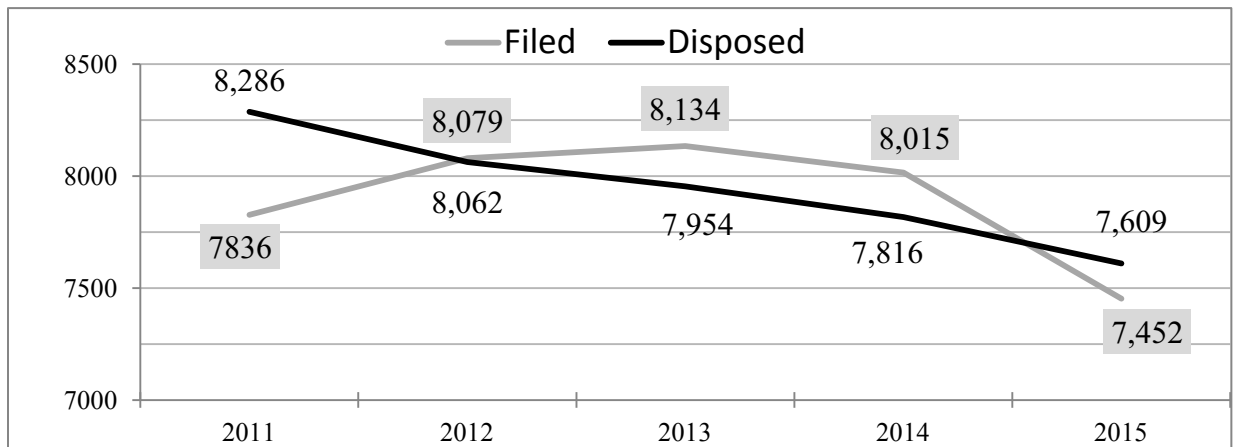
**GRAPHICAL PRESENTATION  
OF  
FIVE-YEAR TRENDS**

**--**

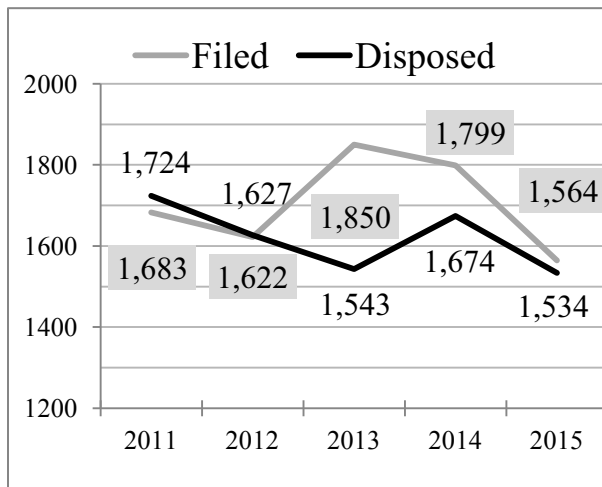
**TOTAL CASELOAD AND CASELOAD  
BY  
DISTRICT**

# APPELLATE COURT OF ILLINOIS FIVE-YEAR TRENDS

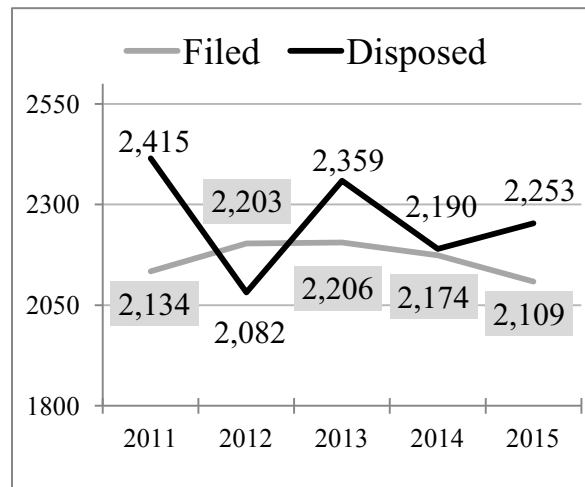
## Total Caseload\*



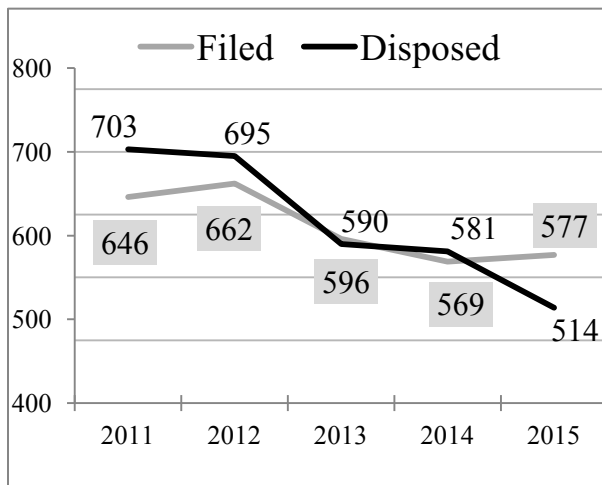
## First District – Criminal Cases



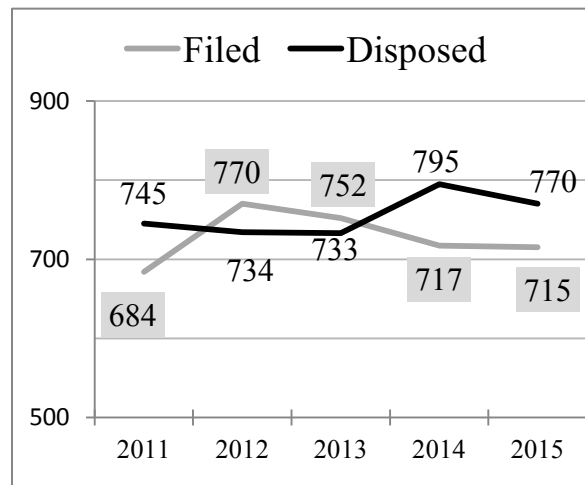
## First District – Civil Cases\*



## Second District – Criminal Cases

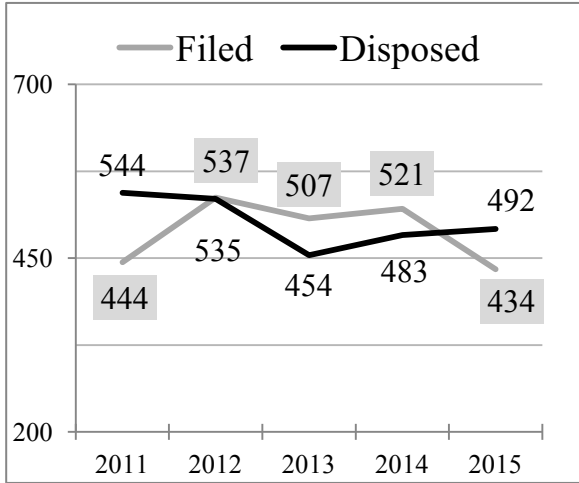


## Second District – Civil Cases\*

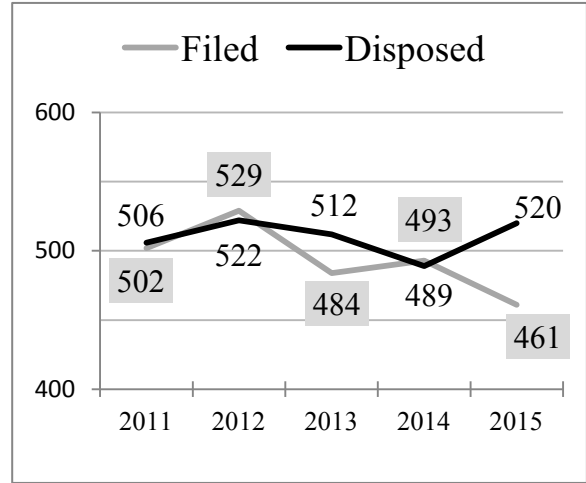


\*Totals include Industrial Commission Division Cases.

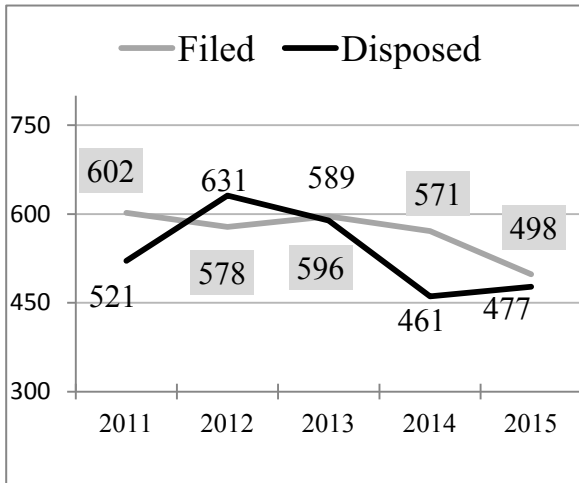
**Third District – Criminal Cases**



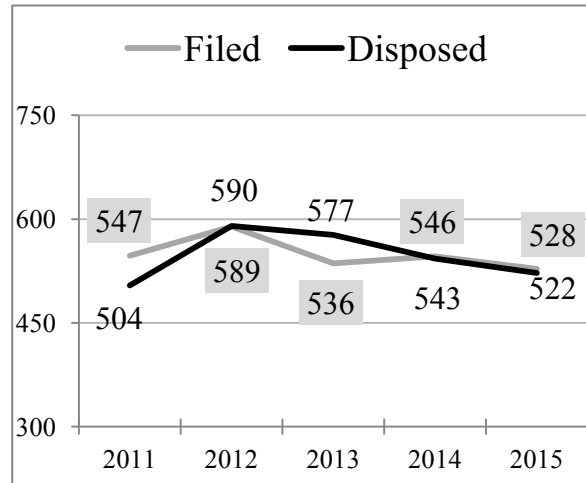
**Third District – Civil Cases\***



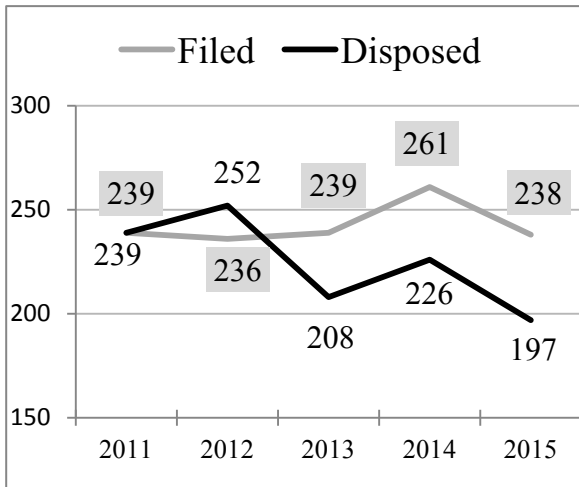
**Fourth District – Criminal Cases**



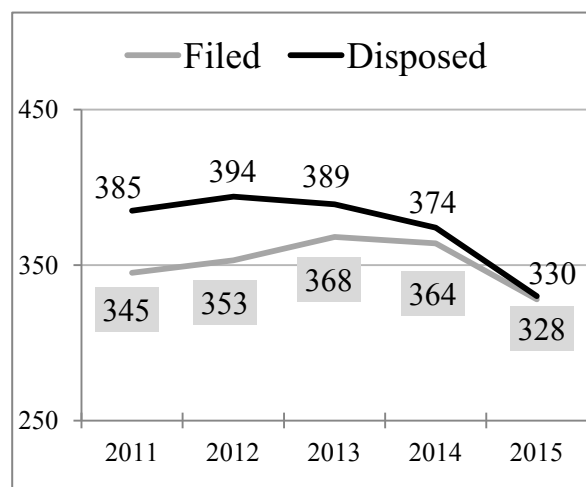
**Fourth District – Civil Cases\***



**Fifth District – Criminal Cases**



**Fifth District – Civil Cases\***



\*Totals include Industrial Commission Division Cases.



**CASELOAD AND STATISTICAL RECORDS**

**CASELOAD SUMMARY BY DISTRICT  
APPELLATE COURT OF ILLINOIS  
CALENDAR YEAR 2015**

Appellate District	Type of Case	Number of Cases Pending January 1, 2015	Number of Cases Filed During 2015	Number of Cases Reinstated	Number of Cases Disposed	Number of Cases Disposed by Majority Opinion	Number of Cases Disposed By Rule 23 Order	Number of Cases Disposed By Summary Order	Number of Cases Disposed Without Opinion, R23 or Sum. Ord.	Number of Cases Pending December 31, 2015	Inventory Increase\ Decrease
First . . . . .	Civil . . . . .	1,997 (55) *	2,043 (66)	169 (5)	2,182 (71)	311 (8)	633 (40)	149 (1)	1,089 (22)	2,027 (55)	30
	Criminal . . . . .	3,149	1,564	46	1,534	159	757	300	318	3,225	76
Second . . . . .	Civil . . . . .	528 (18)	702 (13)	32	754 (16)	100 (2)	270 (10)	69	315 (4)	508 (15)	-20
	Criminal . . . . .	704	577	9	514	55	168	96	195	776	72
Third . . . . .	Civil . . . . .	333 (15)	434 (27)	5	501 (19)	68 (2)	228 (11)	9	196 (6)	271 (23)	-62
	Criminal . . . . .	592	434	6	492	67	235	29	161	540	-52
Fourth . . . . .	Civil . . . . .	290 (17)	510 (18)	23	504 (18)	61 (1)	276 (12)	12 (1)	155 (4)	319 (17)	29
	Criminal . . . . .	736	498	6	477	53	231	43	150	763	27
Fifth . . . . .	Civil . . . . .	271 (20)	313 (15)	0	312 (18)	45 (2)	147 (15)	12	108 (1)	272 (17)	1
	Criminal . . . . .	385	238	2	197	17	80	32	68	428	43
TOTALS . . . . .	Civil . . . . .	3,419 (125)	4,002 (139)	229 (5)	4,253 (142)	585 (15)	1,554 (88)	251 (2)	1,863 (37)	3,397 (127)	-22
	Criminal . . . . .	5,566	3,311	69	3,214	351	1,471	500	892	5,732	166

\* Numbers in parentheses refer to Industrial Commission Division Cases which are not included in the Civil totals.

**CASE DISPOSITIONS BY DISTRICT  
APPELLATE COURT OF ILLINOIS  
CALENDAR YEAR 2015**

		METHOD OF DISPOSITION																		Total Cases Disposed				
Appellate District	Type of Case	Affirmed			Reversed			Affirmed in Part and/or Reversed in Part			Reversed and Remanded			Modified			Vacated and/or Remanded				Dismissed			Disposed of w/o Opinion R23 or Sum. Ord.
		Opinion	Rule 23	Sum. Order	Opinion	Rule 23	Sum. Order	Opinion	Rule 23	Sum. Order	Opinion	Rule 23	Sum. Order	Opinion	Rule 23	Sum. Order	Opinion	Rule 23	Sum. Order		Opinion	Rule 23	Sum. Order	
First .....	Civil .....	192	462	113	17	27	2	38	59	1	43	29	1	0	0	0	13	6	2	8	50	30	1,089	2,182
		(5)	(15)			(5)		(2)	(14)		(1)	(5)						(1)	(1)				(22)	(71)
Second .....	Criminal ..	73	553	279	22	17	2	29	84	5	25	39	3	1	0	0	4	41	4	5	23	7	318	1,534
	Civil .....	53	199	36	8	4	0	12	23	1	19	20	1	0	1	0	7	8	0	1	15	31	315	754
		(1)	(5)			(2)		(3)			(1)												(4)	(16)
Third .....	Criminal ..	34	127	79	3	2	0	4	15	2	9	14	1	0	1	0	4	9	3	1	0	11	195	514
	Civil .....	36	175	4	6	5	0	5	17	0	17	20	1	0	0	0	4	3	0	0	8	4	196	501
		(1)	(7)					(1)	(4)														(6)	(19)
Fourth .....	Criminal ..	30	153	8	4	3	0	8	34	6	19	29	4	0	0	0	6	15	9	0	1	2	161	492
	Civil .....	39	212	9	3	21	0	3	15	0	12	16	0	0	0	0	3	2	0	1	10	3	155	504
			(7)						(3)			(2)					(1)		(1)				(4)	(18)
Fifth .....	Criminal ..	32	151	17	4	4	0	5	36	3	10	30	9	0	0	0	2	8	13	0	2	1	150	477
	Civil .....	20	97	3	4	7	0	6	10	0	13	17	1	0	0	0	1	7	1	1	9	7	108	312
		(2)	(6)						(9)														(1)	(18)
TOTALS .....	Criminal ..	8	59	4	0	1	0	5	4	0	4	9	4	0	0	5	0	5	13	0	2	6	68	197
	Civil .....	340	1,145	165	38	64	2	64	124	2	104	102	4	0	1	0	28	26	3	11	92	75	1,863	4,253
		(9)	(40)			(7)		(3)	(33)		(2)	(7)				(1)	(1)	(2)					(37)	(142)
		177	1,043	387	33	27	2	51	173	16	67	121	21	1	1	5	16	78	42	6	28	27	892	3,214

\* Numbers in parentheses refer to Industrial Commission Division Cases which are not included in the Civil totals.

**METHOD OF CASE DISPOSITION  
APPELLATE COURT OF ILLINOIS  
CALENDAR YEAR 2015**

Appellate District		METHOD OF DISPOSITION WITHOUT OPINION OR ORDER														Total Cases Disposed of Without Opinion Or Order	
		Type of Case	Dismissed			Dismissed on Court's Motion			Leave to Appeal Denied (a) **	Motion for Leave to File Late Notice of Appeal Denied (b)	Remanded With Direction For Further Proceeding	Dismissed in the Trial Court	Bail Order Entered	Confession to Proper Court	Transferred to Proper Court		Other Dispositions
			Motion of Appellant	Motion of Appellee	Stipulation of Parties	Failure to Comply With Rules/Orders	Lack of Jurisdiction No Final Appealable Order	Other									
First . . . . .	Civil . . . . .	224 (7)*	160 (1)	16	548 (9)	25	7	49	10	3	15 (1)	0	1	31 (4)	1,089 (22)		
	Criminal . . . . .	152	2	0	57	2	1	0	40	0	1	3	0	60	318		
Second . . . . .	Civil . . . . .	77 (4)	22	2	164	26	5	4	2	0	10	0	0	3	315 (4)		
	Criminal . . . . .	57	0	0	63	9	0	0	5	3	11	1	4	42	195		
Third . . . . .	Civil . . . . .	58 (4)	19	6 (2)	92	1	2	4	7	0	4	1	0	2	196 (6)		
	Criminal . . . . .	73	3	0	22	4	6	1	6	14	4	2	25	1	161		
Fourth . . . . .	Civil . . . . .	49 (3)	15	4	72 (1)	0	5	4	2	0	3	0	0	0	155 (4)		
	Criminal . . . . .	95	0	0	16	0	1	1	1	24	12	0	0	0	150		
Fifth . . . . .	Civil . . . . .	28 (1)	3	4	42	9	4	9	3	0	5	0	0	0	108 (1)		
	Criminal . . . . .	45	1	0	6	4	1	2	1	0	5	0	0	3	68		
TOTALS . . . . .	Civil . . . . .	436 (19)	219 (1)	32 (2)	918 (10)	61	23	70	24	3	37 (1)	1	0	3	1,863 (37)		
	Criminal . . . . .	422	6	0	164	19	9	4	53	41	33	6	29	3	892		

\* Numbers in parentheses refer to Industrial Commission Division Cases which are not included in the Civil totals.  
 \*\* S.C.Rule 306/308  
 (a) Includes Denial of Permissive Interlocutory  
 (b) Includes Denial of Motion to File Late Record



**TIME LAPSE: CASE FILING TO DISPOSITION  
APPELLATE COURT OF ILLINOIS  
CALENDAR YEAR 2015**

Appellate District	Type of Case	TIME LAPSE BETWEEN CASE FILING AND DISPOSITION						Total Cases Disposed
		Under 6 Months	6 to 12 Months	1 to 1-1/2 Years	1-1/2 to 2 Years	2 to 3 Years	Over 3 Years	
First . . . . .	Civil . . . . .	720 (10) *	764 (14)	444 (23)	166 (17)	77 (7)	11	2,182 (71)
	Criminal . .	119	85	305	516	471	38	1,534
Second . . . . .	Civil . . . . .	314 (1)	337 (3)	73 (10)	21 (2)	7	2	754 (16)
	Criminal . .	108	106	110	138	50	2	514
Third . . . . .	Civil . . . . .	222 (3)	142 (2)	87 (11)	42 (1)	7 (2)	1	501 (19)
	Criminal . .	75	63	93	174	85	2	492
Fourth . . . . .	Civil . . . . .	275 (3)	174 (10)	39 (4)	12	3 (1)	1	504 (18)
	Criminal . .	86	68	81	213	38	1	487
Fifth . . . . .	Civil . . . . .	111 (1)	101 (8)	65 (9)	28	7	0	312 (18)
	Criminal . .	31	25	38	43	56	4	197
TOTALS . . . . .	Civil . . . . .	1,642 (18)	1,518 (37)	708 (57)	269 (20)	101 (10)	15	4,253 (142)
	Criminal . .	419	347	627	1,084	700	47	3,224
GRAND TOTAL . . . . .		2,061 (18)	1,865 (37)	1,335 (57)	1,353 (20)	801 (10)	62	7,477 (142)

\* Numbers in parentheses refer to Industrial Commission Division Cases which are not included in the Civil totals.

**TIME LAPSE: BRIEF FILING TO DISPOSITION  
APPELLATE COURT OF ILLINOIS  
CALENDAR YEAR 2015**

Appellate District	Type of Case	TIME LAPSE BETWEEN BRIEF FILING AND DISPOSITION						Total Cases Disposed
		Under 6 Months	6 to 12 Months	1 to 1-1/2 Years	1-1/2 to 2 Years	2 to 3 Years	Over 3 Years	
First . . . . .	Civil . . . . .	687 (4) *	258 (32)	48 (13)	12 (3)	5 (3)	2	1,012 (55)
	Criminal . .	615	334	27	2	2	1	981
Second . . . . .	Civil . . . . .	353 (1)	51 (11)	7 (2)	2 (1)	1	0	414 (15)
	Criminal . .	214	32	7	2	0	0	255
Third . . . . .	Civil . . . . .	142	109 (12)	17 (2)	2 (1)	0	1	271 (15)
	Criminal . .	175	92	7	2	0	0	276
Fourth . . . . .	Civil . . . . .	282	40 (14)	1 (1)	0	2	0	325 (15)
	Criminal . .	249	34	1	1	0	0	285
Fifth . . . . .	Civil . . . . .	119 (3)	77 (14)	11	3	0	0	210 (17)
	Criminal . .	65	36	2	0	0	0	103
TOTALS . . . . .	Civil . . . . .	1,583 (8)	535 (83)	84 (18)	19 (5)	8 (3)	3	2,232 (117)
	Criminal . .	1,318	528	44	7	2	1	1,900
GRAND TOTAL . . . . .		2,901 (8)	1,063 (83)	128 (18)	26 (5)	10 (3)	4	4,132 (117)

\* Numbers in parentheses refer to Industrial Commission Division Cases which are not included in the Civil totals.

**OPINIONS AND RULE 23 ORDERS  
APPELLATE COURT OF ILLINOIS  
CALENDAR YEAR 2015**

Appellate District	OPINIONS							Rule 23 Orders	Summary Orders
	Majority	Per Curiam	Specially Concurring	Dissenting	Supplemental	Total Opinions			
First . . . . .	437 (8)*	0	16	32 (1)	0	485 (9)	1,394 31 Sp. Conc. 23 Dissent (3) (40)	449 (1)	
Second . . . . .	149 (2)	0	4 (1)	6	0	159 (3)	413 9 Dissent (1) 1 Supp. (10)	158	
Third . . . . .	119 (2)	0	18	31 (1)	0	168 (3)	403 12 Sp. Conc.(1) 31 Dissent (1) (11)	36	
Fourth . . . . .	107 (1)	0	3	4	0	114 (1)	495 5 Sp. Conc. 7 Dissent (12)	55 (1)	
Fifth . . . . .	60 (2)	0	2 (1)	5	0	67 (3)	217 4 Sp. Conc. 8 Dissent (1) (15)	44	
TOTALS . . . . .	872 (15)	0	43 (2)	78 (2)	0	993 (19)	2,922 52 Sp. Conc.(1) 78 Dissent (6) 1 Supp. (88)	742 (2)	

\* Numbers in parentheses refer to Industrial Commission Division Cases which are not included in the Civil totals.



**SUPREME COURT  
OF ILLINOIS**

**CASELOAD AND STATISTICAL  
RECORDS**

--

**FIVE-YEAR TRENDS AND  
2015 DATA**

## **SUPREME COURT CASELOAD AND STATISTICAL RECORDS CASE FILINGS AND DISPOSITIONS**

A summary of case filings and dispositions in the Supreme Court of Illinois for the period 2011 through 2015 is presented in Table 1.

During 2015, filings in the Supreme Court totaled 2,402; 27 fewer cases than the 2,429 cases filed in 2014. The Supreme Court disposed of a total of 2,443 cases in 2015; the same number of cases disposed of in 2014.

In 2015 there were 1,536 cases filed on the general docket, which is the predominant docket, a decrease of 60 cases, or 3.9 percent from 2014 general docket filings.

A total of 716 miscellaneous record cases were filed in 2015, 72 more cases than filed in 2014. The miscellaneous record consists primarily of attorney matters. In 2015, approximately 500 name-change (on roll of attorneys) petitions and 3 motions for restoration to active status on the roll of attorneys (under Rule 759) were filed. Disciplinary matters account for 134 cases, and the remaining 79 cases consist of bar admission motions, petitions concerning professional service corporations etc. under Rule 721, and various administrative matters.

In 2015, 148 miscellaneous docket cases were filed, a 41-case decrease from 2014. This docket consists of conviction-related cases filed by *pro se* prisoners. Typically, a matter is placed on the miscellaneous docket, as opposed to the general docket, when papers do not conform to the Supreme Court Rules in one or more respects. This docket provides a forum for the incarcerated *pro se* litigant without compromising standard filing requirements.

### **Petitions for Leave to Appeal**

In 2015, 1,434 petitions were filed, a decrease of 35 cases from the 2014 filings on the leave to appeal docket, as represented in Table 2a. As in the prior 4 years, approximately twice as many petitions were filed in people cases than in civil cases. The Supreme Court allowed 56 petitions (29 people/27 civil), or 3.9 percent of the petitions acted upon in 2015. As indicated in Table 2b, 17 less petitions were allowed in 2015 than in 2014. The 5-year average of petitions allowed is 69.

### **Mandatory Appeals**

As seen in Table 3, no direct appeals from the imposition of the death sentence or capital post-conviction appeals were filed in light of the statute abolishing the death penalty effective July 1, 2011, and Governor Quinn's March 9, 2011, commutation order.

In 2015, 4 direct appeals were filed by right from judgments of the circuit court in people's cases under Rule 603 and 4 direct appeals were docketed in civil cases, a decrease of 3 direct appeals than in 2014.

In 2015, there were 5 certificates of importance from the appellate court filed pursuant to Rule 316, for a total of 6 cases in the 5-year reporting period.

## Other Activity

In 2015, the Supreme Court filed 76 opinions, disposing of 76 cases (Table 6). This figure does not include separate dissenting or concurring opinions, which numbered approximately 19.

There were 14 petitions for rehearing filed in decided cases (See Table 7), allowing none; entertained oral argument in 73 cases (Table 5); and considered approximately 1,171 motions on the general docket alone, including 74 original action motions under Rules 381, 382, and 383 (Table 1).

Attorney disciplinary activity (Table 8) in 2015 was concentrated on the miscellaneous record where the Court disciplined 126 attorneys by order and suspended 8 attorneys on an interim basis by order. Six (6) petitions for reinstatement to the roll of attorneys pursuant to Supreme Court Rule 767 were presented to the Court in 2015: 1 was allowed, 1 allowed with conditions, 3 were denied, and 1 was dismissed.

In 2015, the Court adopted one new Supreme Court rule, Rule 364, and two new Rules of Evidence, IRE 412 and IRE 413.

In 2015, the Court amended thirty-five (35) Supreme Court Rules: Rule 39, amended on January 29, 2015, August 10, 2015 and October 15, 2015; Rule 756, amended February 2, 2015 and May 25, 2015; Rules 759, 763, 768, and 780, amended February 9, 2015; Rule 702, amended March 23, 2015; Rules 99, 308, 324, 335, 501, 705 and 716, amended October 15, 2015; Rules 792 and 796, amended November 19, 2015; Rules 604 and 612, amended December 3, 2015; Rule 313, amended December 7, 2015; Rule 63 amended December 8, 2015; and, Rules 11, 12, 101, 107, 131, 291, 306, 307, 341, 367, 381 and 383, amended December 9, 2015. A correction to clerical error on Rule 1.6 was filed 10/27/15 and a correction to clerical error-comment on Rule 11 was filed December 9, 2015.

In 2015, the Court Amended ten (10) Illinois Rules of Evidence: IRE 101, 608, 609, 613 and 1101, amended January 6, 2015; IRE 103, 410, 611, 613, and 801 amended October 15, 2015. Also in 2015, the Court amended ten (10) Illinois Rules of Professional Conduct and six (6) comments to IRPC rules: IRPC 1.15, amended April 7, 2015 (with a *nunc pro tunc*, clerical error correction filed August 25, 2015); IRPC 1.0, 1.2, 1.6, 1.18, 3.8, 4.4, 5.3, 5.5 and 7.3, amended on October 15, 2015; and, comments to IRPC 1.1, 1.4, 1.17, 7.1, 7.2 and 8.5, amended on October 15, 2015.

In 2015, pursuant to Supreme Court Rule 3, the Supreme Court Rules Committee forwarded seven (7) matters to the Clerk of the Supreme Court to be filed on the Proposed Rule Docket, which consists of rule proposals and amendments under consideration by the Supreme Court or its committees. In 2015, twelve (12) matters on the Proposed Rule Docket were Closed.

The Supreme Court, which is responsible for regulating the practice of law in the state, licensed 2,525 attorneys in 2015, a decrease of 431 from the 2,956 licenses awarded in 2014. During the past 5 years, 14,632 lawyers were licensed, an average of 2,926 per year, which is a decrease of 101 from the 5-year average reported in 2014.

Respecting limited licensure, in 2015 the Court admitted 88 House Counsel (Rule 716) and 8 Legal Service Program attorneys (Rule 717). The Court also licensed one (1) Military spouse in 2015.

In 2015, approximately 4,736 firms were registered with the Court pursuant to Supreme Court Rule 721 to engage in the practice of law as a professional service corporation, professional association, limited liability company or limited liability partnership. Approximately 67 percent of these firms also provided evidence of minimum insurance or proof of financial responsibility pursuant to Rule 722 (limited liability legal practice).



**Table 1**  
**Summary of Case Filings and Final Dispositions**  
**Supreme Court of Illinois**  
**2011 - 2015**

Filings	Grand Total	Total General Docket	Direct Appeals by Right (a)	Certificates Of Importance (b)	Direct Appeals by Permission (c)	Petitions for Leave to Appeal (d)	Original Action Motions (e)	Attorney Disc. Cases on General Docket	Other General Docket (f)	Total Misc. Record (g)	Total Misc. Docket (h)
2011	2906	1943	2	0	1	1799	122	1	21	752	211
2012	2697	1795	6	1	3	1664	104	0	17	689	213
2013	2671	1720	11	0	10	1584	103	1	11	707	244
2014	2429	1596	11	0	8	1469	94	1	11	644	189
<b>2015</b>	<b>2402</b>	<b>1536</b>	<b>9</b>	<b>5</b>	<b>4</b>	<b>1434</b>	<b>74</b>	<b>0</b>	<b>7</b>	<b>716</b>	<b>148</b>
<b>Dispo- sitions</b>											
2011	3104	2112	8	1	1	1858	115	1	53	762	230
2012	2793	1876	3	0	3	1676	111	2	82	710	207
2013	2627	1679	5	1	9	1491	98	2	74	717	231
2014	2443	1612	6	0	9	1487	94	1	61	631	200
<b>2015</b>	<b>2443</b>	<b>1522</b>	<b>14</b>	<b>0</b>	<b>4</b>	<b>1355</b>	<b>82</b>	<b>0</b>	<b>65</b>	<b>752</b>	<b>169</b>

(a) Appeals directly from the circuit court: Capital cases (Ill. Const. 1970, art. VI, § 4; Rule 603 appeals from imposition of death sentence and appeals in post-conviction proceedings under Rule 651) and statutes held invalid (Rules 302(a) and 603). (b) Certification of case by Appellate Court under Rule 316. (c) Rule 302(b) motions. “Dispositions” do not include motions allowed in a given year unless entire case disposed of in that same year. (d) “Dispositions” do not include petitions allowed in a given year unless entire case disposed of in that same year. (e) Motions filed under Rule 381 (mandamus, prohibition, habeas corpus), Rule 382 (legislative redistricting/ability of governor to serve or resume office), Rule 383 (supervisory authority). “Dispositions” do not include motions allowed in a given year unless entire case disposed of in that same year. (f) “Filings” include, for example, motions for appeal bond, motions to stay (Rule 305), motions to transfer & consolidate multicircuit actions (Rule 384), certification of questions of state law from certain federal courts (Rule 20). “Dispositions” also may include allowed petitions for leave to appeal which were not completely disposed of in the year in which the petition was filed (see footnote (d)), including dismissals. (g) The Miscellaneous Record consists primarily of attorney matters, including disciplinary cases, motions for restoration to active status (Rule 759), petitions to change name on roll of attorneys, bar admission motions, and law firms seeking leave to register/renew under Rule 721. (h) Cases are filed on the Miscellaneous Docket when papers tendered by pro se prisoners do not conform to Supreme Court Rules.

**Table 2**  
**Summary of Petitions for Leave to Appeal and/or Appeal as a Matter of Right**  
**Under Rules 315/317 - General Docket**  
**Supreme Court of Illinois**  
**2011 - 2015**

Table 2 consists of two parts, 2a and 2b, and contains all information presented in former Table 2, as well as the following additional information: a new column for “denied with supervisory order,” and a note that the “total disposed” column now includes petitions “denied with supervisory order” and petitions that were “allowed.” The “percent allowed” column reflects these changes.

**Table 2a**  
**Filings**

	<b>Total Filed</b>	<b>(People)</b>	<b>(Civil)</b>
2011	1799	(1233)	(566)
2012	1664	(1148)	(516)
2013	1584	(1036)	(548)
2014	1469	(950)	(519)
<b>2015</b>	<b>1434</b>	<b>(897)</b>	<b>(537)</b>

**Table 2b**  
**Dispositions**

	<b>Total Allowed</b>	<b>(People)</b>	<b>(Civil)</b>	<b>Denied, Dismissed Or Withdrawn</b>	<b>Denied With Supervisory Order</b>	<b>Total Disposed (a)</b>	<b>Percent Allowed (b)</b>
2011	78	(36)	(42)	1740	118	1936	4.0%
2012	72	(33)	(39)	1638	50	1760	4.1%
2013	65	(31)	(34)	1,424	28	1517	4.3%
2014	73	(31)	(42)	1,438	45	1556	4.7%
<b>2015</b>	<b>56</b>	<b>(29)</b>	<b>(27)</b>	<b>1355</b>	<b>34</b>	<b>1445</b>	<b>3.9%</b>

(a) Total disposed includes petitions allowed, denied, denied with supervisory order, dismissed and withdrawn.

(b) Relationship between petitions allowed and all petitions disposed, i.e., denied, denied with supervisory order, dismissed, withdrawn, and allowed.

**Table 3**  
**Mandatory Jurisdiction Appeals - General Docket**  
**Supreme Court of Illinois**  
**2011 - 2015**

	Total Filed	Capital		Statute Invalid		Certificate of Importance		Total Disposed	Capital			Statute Invalid		Certificate of Importance
		Imposition of death sentence	Post-Conviction	People	Civil	People	Civil		People	Civil	Imposition of death sentence	Post-Conviction	People	
2011	2	0	0	2	0	0	0	9	5	1	2	0	0	1
2012	7	0	0	4	2	0	1	3	0	0	3	0	0	0
2013	11	0	0	3	8	0	0	6	0	0	2	3	0	1
2014	11	0	0	8	3	0	0	6	0	0	3	3	0	0
<b>2015</b>	<b>13</b>	<b>0</b>	<b>0</b>	<b>4</b>	<b>4</b>	<b>0</b>	<b>5</b>	<b>11</b>	<b>0</b>	<b>0</b>	<b>7</b>	<b>4</b>	<b>0</b>	<b>0</b>

**Table 4**  
**General Docket**  
**People and Civil Cases**  
**Supreme Court of Illinois**  
**2011 - 2015**

	Total Filed	(People)	(Civil)	Total Disposed	(People)	(Civil)
2011	1943	1291	652	2115	1461	651
2012	1795	1202	593	1876	1241	635
2013	1720	1089	631	1679	1040	639
2014	1596	1003	593	1612	1034	578
<b>2015</b>	<b>1536</b>	<b>940</b>	<b>596</b>	<b>1522</b>	<b>928</b>	<b>594</b>

Table 5  
 Summary of the Call of the Docket  
 Supreme Court of Illinois  
 2011- 2015

	Cases Submitted	(People)	(Civil)
2011	69	(40)	(29)
2012	73	(35)	(38)
2013	62	(26)	(36)
2014	70	(37)	(33)
2015	73	(34)	(39)

**Table 6**  
**Summary of Opinions**  
**Supreme Court of Illinois**  
**2011 - 2015**

	Total Filed (a)	(People)	(Civil)	Disposing of Cases on the Merits
2011	84	(46)	(38)	90
2012	71	(32)	(39)	81
2013	72	(35)	(37)	77
2014	61	(34)	(27)	67
<b>2015</b>	<b>76</b>	<b>(44)</b>	<b>(32)</b>	<b>76</b>

(a) Category does not include dissenting or concurring opinions.

**Table 7**  
**Summary of Rehearings**  
**Supreme Court of Illinois**  
**2011 - 2015**

	Total Filed	(People)	(Civil)	Total Allowed (a)	(People)	(Civil)
2011	24(b)	(10)	(14)(b)	0	(0)	(0)
2012	16	(6)	(10)	0	(0)	(0)
2013	16	(10)	(6)	0	(0)	(0)
2014	14	(5)	(9)	0	(0)	(0)
<b>2015</b>	<b>14</b>	<b>(4)</b>	<b>(10)</b>	<b>0</b>	<b>(0)</b>	<b>(0)</b>

(a) Petitions not allowed are denied or, occasionally, dismissed or withdrawn on motion, or not ruled on in the reporting year.

(b) In one civil case 2 petitions filed, i.e., 23 cases/24 petitions.

**Table 8**

**Attorney Disciplinary Cases  
Supreme Court of Illinois  
(Calendar Year 2015)**

<b>Discipline Imposed by Order</b>	<b>Dispositions</b>
Rule 753 proceedings on recommendation of Hearing or Review Board of the Attorney Registration and Disciplinary Commission	58
Rule 762(a) Voluntary disbarment	14
Rule 762(b) Discipline on consent	41
Rule 763 Reciprocal discipline	13
<b>Total</b>	<b>126</b>

<b>Discipline by Opinion</b>	<b>0</b>
------------------------------	----------

<b>Interim Suspension orders</b>	
Rule 761	3
Rule 774	5
<b>Total</b>	<b>8</b>

<b>Reinstatement to Roll of Attorneys</b>	
Petition Allowed	1
Petition Allowed w/conds	1
Petition Denied	3
Petition Dismissed	1
<b>Total</b>	<b>6</b>

<b>Total Dispositions</b>	<b>140</b>
---------------------------	------------

<b>Reinstatement Petitions</b>	<b>Reprimand</b>	<b>Censure</b>	<b>Interim Suspension</b>	<b>Probationary Suspension</b>	<b>Suspension</b>	<b>Disbarment</b>	<b>Total Dispositions</b>
6	4	9	8	23	57	33	140

Figure 1  
Filings  
2011-2015

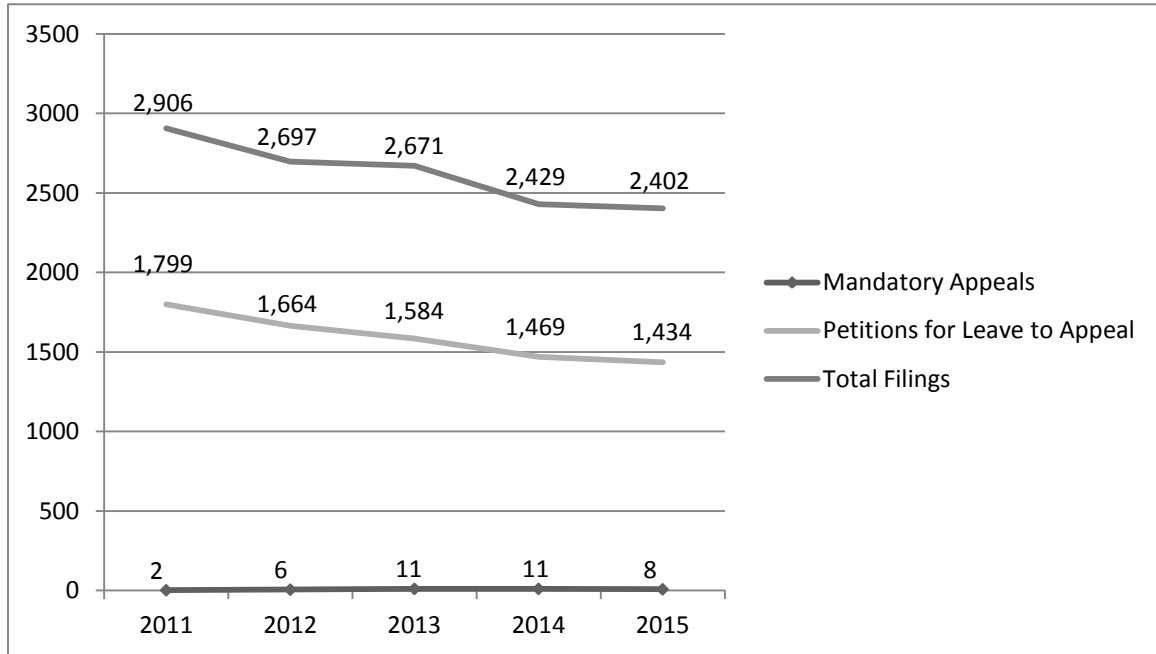
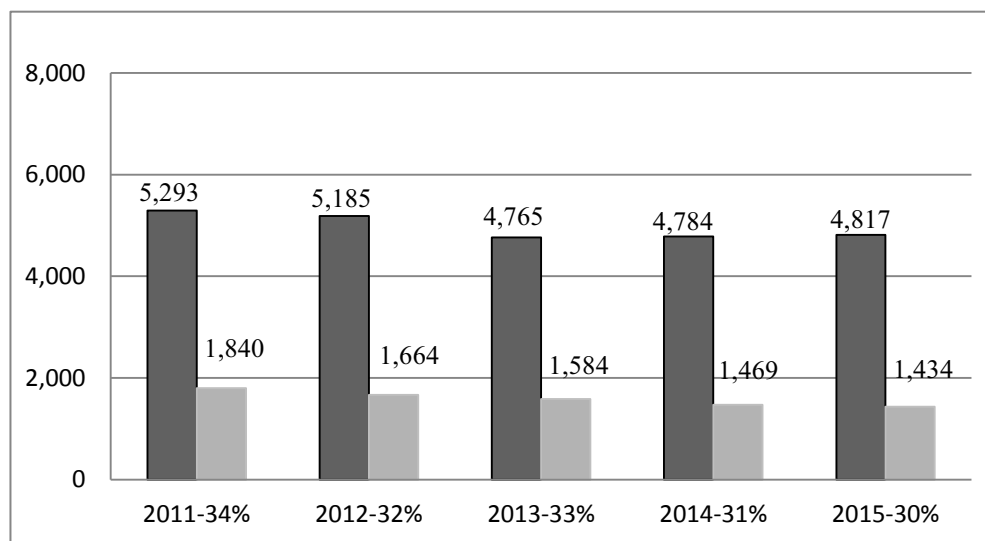


Figure 2

Petitions for Leave to Appeal Filed as a Percent of Appeals  
Decided by Appellate Court Opinion or Rule 23 Order  
2011-2015



- Appeals disposed of by Opinion or Pursuant to Rule 23(b) or (c) in Appellate Court
- Petitions for Leave to Appeal Filed in Supreme Court

