

ILLINOIS COURTS

STATISTICAL SUMMARY

2019

ACKNOWLEDGMENTS

The Administrative Office of the Illinois Courts gratefully acknowledges and sincerely appreciates the efforts of the clerks of the circuit, appellate, and supreme courts, and probation managers throughout the state for their contributions to this summary. Over two thousand eight hundred reports were prepared and submitted to the Administrative Office by the various clerks and probation managers.

For more detailed information, or for information which does not appear in this publication, the reader is directed to the clerk of the appropriate court or probation manager.

TABLE OF CONTENTS

- i** Title Page
- ii** Acknowledgments
- iii** Contents

CIRCUIT COURTS OF ILLINOIS

- 6** Map of Judicial Circuits of Illinois
- 7** Directory of Circuit Clerks of Illinois
- 13** Graphical Presentation of Five-Year Trends—
Total Caseload and Selected Case Categories
- 14** Definition of Case Categories
- 22** Caseload, Clearance Rate and Statistical
Records of the Circuit Courts of Illinois
 - 23** Caseload Summaries by Circuit
 - 24** Case Filing Ratio: Judge/Population
 - 25** Clearance Rates by Circuit and Case
Category—Five-Year Trends
 - 31** Civil and Domestic Relations
Caseload Statistics by County
 - 45** Criminal and Quasi-Criminal
Caseload Statistics by County
 - 59** Juvenile Caseload Statistics
by County
 - 66** Age of Pending Cases by Case
Category Downstate Circuits
 - 67** Law Case Dispositions by Circuit
 - 68** Law Case Dispositions by County
 - 71** Time Lapse: Case Filing to Date of Verdict
by Circuit; All Law Jury Verdicts

- 72** Time Lapse: Case Filing to Date of Verdict
by County; All Law Jury Verdicts
- 75** Felony Dispositions and Sentences by
Circuit
- 78** Felony Dispositions and Sentences by
County

81 Financial Summary of the Circuit Courts of Illinois

- 82** Circuit Clerk Fees and Other Revenue
by County
- 85** Circuit Clerk Cost of Operating
by County
- 88** Circuit Clerk Disbursement of Funds
by County
- 88** Fines, Penalties, Assessments
and Forfeitures
- 103** Fees of Others
- 109** Miscellaneous Disbursements

115 Mandatory Arbitration

- 116** Mandatory Arbitration Program Statistics
- 118** Mandatory Arbitration Circuit Caseload
- 126** Mandatory Arbitration Program Statistics

127 Adult and Juvenile Probation and Supervised Pretrial Release

- 128** Abbreviations
- 129** Active Adult Caseload
- 131** Statewide Active Adult Caseload Graph
- 132** Active Adult Intensive Probation
Supervision (IPS) Caseload



Compiled and
Published by the
Administrative Office
of the Illinois Courts.

3101 Old Jacksonville
Road Springfield,
Illinois 62704
(217) 558-4490

TABLE OF CONTENTS, CONTINUED

- 132** Active Specialized DUI Program Caseload
- 133** Pretrial Eligibility and Release
- 136** Adult Investigations Report
- 139** Adult Probation -Programs Ordered
- 141** Statewide Adult Programs Ordered Graph
- 142** Adult Risk Classification
- 144** Adult Risk Classification Graph
- 145** Active Juvenile Caseload
- 148** Active Juvenile Intensive Probation Supervision (IPS)Caseload
- 148** Statewide Active Juvenile Caseload Graph
- 148** Statewide Juvenile Investigations Graph
- 149** Juvenile Investigations Report
- 152** Juvenile Risk Classification
- 154** Juvenile Risk Classification Graph
- 155** Juvenile Court Activity
 - 155** Juvenile Petitions Continued Under Supervision/Adjudications
 - 158** Juvenile Programs Ordered
 - 161** Juvenile Placements

APPELLATE COURT OF ILLINOIS

- 165** Map of Appellate and Supreme Court Judicial Districts and Directory of Appellate Clerks
- 166** Graphical Presentation of Five-Year Trends --Total Caseload and Caseload by District
- 172** Caseload and Statistical Records
 - 172** Caseload Summary by District
 - 173** Case Dispositions by District
 - 174** Method of Case Disposition

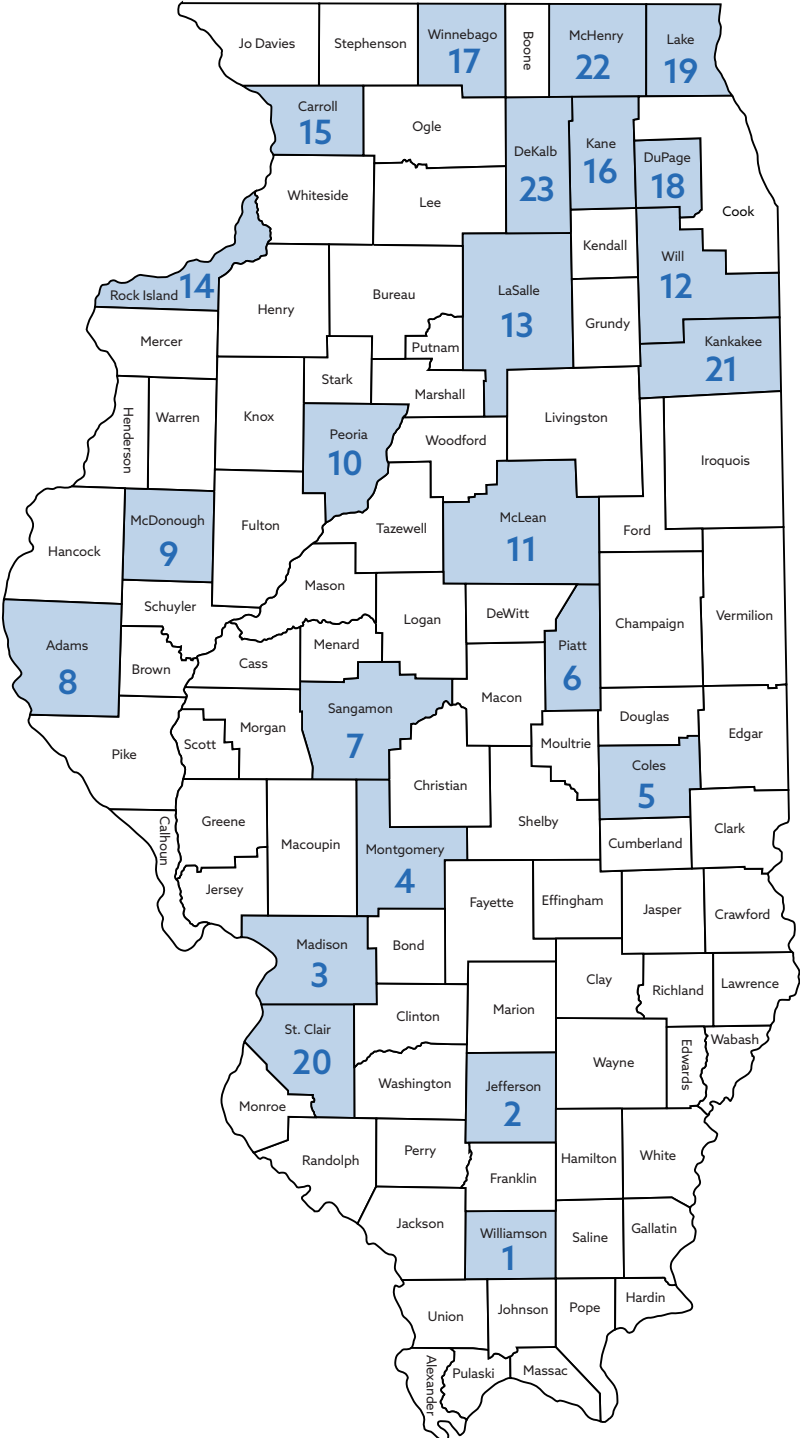
- 175** Time Lapse: Case Filing to Disposition
- 176** Time Lapse: Brief Filing to Disposition
- 177** Opinions and Rule 23 Orders

SUPREME COURT OF ILLINOIS

- 179** Caseload and Statistical Records—Five-Year Trends and 2019 Data
 - 179** Case Filings and Dispositions
 - 181** Table 1: Summary of Case Filings and Final Dispositions, 2015–2019
 - 182** Table 2: Summary of Petitions for Leave to Appeal and/or Appeal as a Matter of Right Under Rules 315/317—General Docket, 2015–2019
 - 183** Table 3: Mandatory Jurisdiction Appeals—General Docket, 2015–2019
 - 183** Table 4: General Docket, People and Civil Cases, 2015–2019
 - 184** Table 5: Summary of the Call of the Docket, 2015–2019
 - 185** Table 6: Summary of Opinions, 2015–2019
 - 185** Table 7: Summary of Rehearings, 2015–2019
 - 186** Table 8: Attorney Disciplinary Cases, Calendar Year 2019
 - 187** Figure 1: Filings, 2015–2019
 - 188** Figure 2: Petitions for Leave to Appeal Filed as a Percent of Appeals decided by Appellate court Opinion or Rule 23 Order, 2015–2019

CIRCUIT COURTS OF ILLINOIS

MAP OF JUDICIAL CIRCUITS OF ILLINOIS



DIRECTORY OF CIRCUIT CLERKS OF ILLINOIS

COUNTY	CLERK OF THE COURT	MAILING ADDRESS	CITY & ZIP	JUDICIAL CIRCUIT	2019 EST. U.S. CENSUS	TELEPHONE
Adams	Lori Geschwandner	521 Vermont Street	Quincy 62301-2934	8	65,435	217/277-2100
Alexander	Kerri Simmons	2000 Washington Avenue	Cairo 62914	1	5,761	618/734-0107
Bond	Rex Catron	200 West College Ave.	Greenville 62246	3	16,426	618/664-3208
Boone	Linda Anderson	601 North Main St., Suite 303	Belvidere 61008-2644	17	53,544	815/544-0371
Brown	Rhonda Johnson	200 Court Street, Room 5	Mt. Sterling 62353-1233	8	6,578	217/773-2713
Bureau	Dawn Reglin	700 South Main Street	Princeton 61356-2037	13	32,628	815/872-2001
Calhoun	Yvonne M. Macauley	P.O. Box 486	Hardin 62047-0486	8	4,739	618/576-2451
Carroll	Patty Hiher	301 North Main St., P.O. Box 32	Mt. Carroll 61053-0032	15	14,305	815/244-0230
Cass	Brad Parlier	P.O. Box 203	Virginia 62691-0203	8	12,147	217/452-7225
Champaign	Katie Blakeman	101 East Main Street	Urbana 61801-2736	6	209,689	217/384-3725
Christian	Julie Mayer	101 South Main, P.O. Box 617	Taylorville 62568-0617	4	32,304	217/824-4966
Clark	Ami Shaw	P.O. Box 187	Marshall 62441-0187	5	15,441	217/826-2811
Clay	Crystal Ballard	111 Chestnut St., P.O. Box 100	Louisville 62858-0100	4	13,184	618/665-3523
Clinton	Rod Kloeckner	850 Fairfax Street	Carlyle 62231-0407	4	37,562	618/594-6615
Coles	Melissa Hurst	651 Jackson Ave., Room 128	Charleston 61920	5	50,621	217/348-0516
Cook	Dorothy Brown	50 W. Washington, Suite 1001	Chicago 60602-1305	Ck	5,150,233	312/603-5030
Crawford	Angela Reinoehl	P.O. Box 655	Robinson 62454-0655	2	18,667	618/544-3512

DIRECTORY OF CIRCUIT CLERKS OF ILLINOIS, CONTINUED

COUNTY	CLERK OF THE COURT	MAILING ADDRESS	CITY & ZIP	JUDICIAL CIRCUIT	2019 EST. U.S. CENSUS	TELEPHONE
Cumberland	Rhonda M. Wilson	1 Courthouse Square Room 107	Toledo 62468-0145	5	10,766	217/849-3601
DeKalb	Maureen A. Josh	133 West State Street	Sycamore 60178-1416	23	104,897	815/895-7138
DeWitt	Michelle R. Van Valey	201 West Washington	Clinton 61727-0439	6	15,638	217/935-7750
Douglas	Julie Mills	401 South Center, P.O. Box 50	Tuscola 61953-0050	6	19,465	217/253-2352
DuPage	Chris Kachiroubas	P.O. Box 707	Wheaton 60187-0707	18	922,921	630/407-8700
Edgar	Angela R. Barrett	115 West Court Street, Room M	Paris 61944-1739	5	17,161	217/466-7447
Edwards	Margaret Branum	50 East Main Street, Suite 7	Albion 62806-1262	2	6,395	618/445-2016
Effingham	John Niemerg	120 W. Jefferson Ave., Suite 101	Effingham 62401- 0586	4	34,008	217/342-4065
Fayette	Kathy Emerick	221 South 7th St.	Vandalia 62471-2755	4	21,336	618/283-5009
Ford	Kim Evans	200 West State	Paxton 60957-0080	11	12,961	217/379-9420
Franklin	Jim Muir	P.O. Box 485	Benton 62812-0485	2	38,469	618/439-2011
Fulton	Charlene Markley	P.O. Box 152	Lewistown 61542-0152	9	34,340	309/547-3041
Gallatin	Brittney Capeheart	P.O. Box 249	Shawneetown 62984- 0249	2	4,828	618/269-3140
Greene	Shirley Thornton	519 Main Street	Carrollton 62016	7	12,969	217/942-3421
Grundy	Corri Trotter	P.O. Box 707	Morris 60450	13	51,054	815/941-3258
Hamilton	Beth Sandusky	100 South Jackson Street	McLeansboro 62859	2	8,116	618/643-3224
Hancock	John Neally	P.O. Box 189	Carthage 62321	9	17,708	217/357-2616
Hardin	Nancy Pennell	P.O. Box 308	Elizabethtown 62931	2	3,821	618/287-2735
Henderson	Sandra Keane	P.O. Box 546	Oquawka 61469-0546	9	6,646	309/867-3121

DIRECTORY OF CIRCUIT CLERKS OF ILLINOIS, CONTINUED

COUNTY	CLERK OF THE COURT	MAILING ADDRESS	CITY & ZIP	JUDICIAL CIRCUIT	2019 EST. U.S. CENSUS	TELEPHONE
Henry	Jackie Oberg	307 West Center	Cambridge 61238	14	48,913	309/937-3496
Iroquois	Lisa K. Hines	550 South 10th Street	Watseka 60970	21	27,114	815/432-6950
Jackson	Cindy R. Svanda	P.O. Box 730	Murphysboro 62966	1	56,750	618/687-7300
Jasper	Jamie Blake	100 West Jourdan Street	Newton 62448-1973	4	9,610	618/783-2524
Jefferson	Randy Pollard, Jr.	P.O. Box 1266	Mt. Vernon 62864-1266	2	37,684	618/244-8008
Jersey	Charles E. Huebener	201 West Pearl Street	Jerseyville 62052-1852	7	21,773	618/498-5571
Jo Daviess	Kathy A. Phillips	330 North Bench Street	Galena 61036-1828	15	21,235	815/777-0037
Johnson	Ryan M. O'Neal	401 Court Street Suite A.	Vienna 62995-0517	1	12,417	618/658-4751
Kane	Thomas Hartwell	540 S. Randall Rd.	St. Charles 60174	16	532,403	630/232-3413
Kankakee	Sandra Cianci	450 East Court Street	Kankakee 60901	21	109,862	815/936-5700
Kendall	Robyn Ingemunson	807 West John Street	Yorkville 60560	23	128,990	630/553-4183
Knox	Kelly Cheesman	200 South Cherry Street	Galesburg 61401	9	49,699	309/345-6719
Lake	Erin Cartwright Weinstein	18 North County Street	Waukegan 60085-4369	19	696,535	847/377-3380
LaSalle	Greg Vaccaro	119 West Madison Street, Room 201	Ottawa 61350	13	108,669	815/434-8671
Lawrence	Peggy Frederick	1100 State Street	Lawrenceville 62439	2	15,678	618/943-2815
Lee	Denise A. McCaffrey	309 South Galena Ave., Suite 320	Dixon 61021-0325	15	34,096	815/284-5234
Livingston	LeAnn Dixon	110 N. Main St.	Pontiac 61764-0320	11	35,648	815/844-2602
Logan	Mary Kelley	P.O. Box 158	Lincoln 62656	11	28,618	217/735-2376

DIRECTORY OF CIRCUIT CLERKS OF ILLINOIS, CONTINUED

COUNTY	CLERK OF THE COURT	MAILING ADDRESS	CITY & ZIP	JUDICIAL CIRCUIT	2019 EST. U.S. CENSUS	TELEPHONE
Macon	Lois Durbin	253 East Wood Street	Decatur 62523	6	104,009	217/424-1454
Macoupin	Lee Ross	P.O. Box 197	Carlinville 62626-0197	7	44,926	217/854-3211
Madison	Mark Von Nida	155 North Main Street	Edwardsville 62025	3	262,966	618/692-6240
Marion	Ronda Yates	P.O. Box 130	Salem 62881	4	37,205	618/548-3856
Marshall	Gina M. Noe	122 North Prairie, P.O. Box 328	Lacon 61540-0328	10	11,438	309/246-6435
Mason	Michael D. Roat	125 North Plum	Havana 62644	8	13,359	309/543-6619
Massac	Sandra M. Riepe	101 West 8th St., Room 2D	Metropolis 62960	1	13,772	618/524-5011
McDonough	Kimberly Wilson	#1 Courthouse Square	Macomb 61455	9	29,682	309/837-4889
McHenry	Katherine M. Keefe	2200 N. Seminary Ave., Room 352	Woodstock 60098	22	307,774	815/334-4310
McLean	Don Everhart	104 West Front, Room 404	Bloomington 61701	11	171,517	309/888-5301
Menard	Penny Hoke	P.O. Box 466	Petersburg 62675-0466	8	12,196	217/632-2615
Mercer	Kristin Relander	100 Southeast 3rd Street	Aledo 61231	14	15,437	309/582-7122
Monroe	Lisa Fallon	100 South Main Street, Room 115	Waterloo 62298	20	34,637	618/939-8681
Montgomery	Holly Lemons	120 North Main, Room 125	Hillsboro 62049	4	28,414	217/532-9546
Morgan	Amy Sipes	P.O. Box 1120	Jacksonville 62651	7	33,658	217/243-5419
Moultrie	Christa Helmuth	10 South Main, Suite 7	Sullivan 61951	6	14,501	217/728-4622
Ogle	Kimberly A. Stahl	106 South 5th Street, Suite 300	Oregon 61061	15	50,643	815/732-3201
Peoria	Robert M. Spears	324 Main Street, Room G-22	Peoria 61602	10	179,179	309/672-6989

DIRECTORY OF CIRCUIT CLERKS OF ILLINOIS, CONTINUED

COUNTY	CLERK OF THE COURT	MAILING ADDRESS	CITY & ZIP	JUDICIAL CIRCUIT	2019 EST. U.S. CENSUS	TELEPHONE
Perry	Kimberly J. Kellerman	P.O. Box 219	Pinckneyville 62274	20	20,916	618/357-6726
Piatt	Seth E. Floyd	101 W. Washington, P.O. Box 288	Monticello 61856- 0288	6	16,344	217/762-4966
Pike	Bryce Glecker	100 East Washington	Pittsfield 62363	8	15,561	217/285-6612
Pope	Sean M. Goins	310 East Main St., P.O. Box 438	Golconda 62938	1	4,177	618/683-3941
Pulaski	Stephanie Crain	500 Illinois Ave	Mound City 62963	1	5,335	618/748-9300
Putnam	Carly Neubaum	120 North 4th Street	Hennepin 61327	10	5,739	815/925-7016
Randolph	Sherry Johnson	1 Taylor Street, Room 302	Chester 62233	20	31,782	618/826-5000
Richland	Zach Holder	103 West Main #21	Olney 62450	2	15,513	618/392-2151
Rock Island	Tammy Weikert	P.O. Box 5230	Rock Island 61204- 5230	14	141,879	309/786-4451
Saline	Randy Nyberg	10 East Poplar Street	Harrisburg 62949	1	23,491	618/253-5096
Sangamon	Paul Palazzolo	200 South 9th Street, Room 405	Springfield 62701	7	194,672	217/753-6674
Schuyler	Elaine Boyd	102 S Congress Suite 103	Rushville 62681-0189	8	6,768	217/322-4633
Scott	Staci J. Evans	35 East Market Street	Winchester 62694	7	4,951	217/742-5217
Shelby	Susan Arthur	P.O. Box 469	Shelbyville 62565	4	21,634	217/774-4212
St. Clair	Kahalal Clay	10 Public Square	Belleville 62220	20	259,686	618/277-6832
Stark	Julie Kenney	130 West Main St., P.O. Box 426	Toulon 61483	10	5,342	309/286-5941
Stephenson	Nathan Luy	15 North Galena Ave.	Freeport 61032	15	44,498	815/235-8266
Tazewell	Lincoln C. Hobson	342 Court Street	Pekin 61554	10	131,803	309/477-2214

DIRECTORY OF CIRCUIT CLERKS OF ILLINOIS, CONTINUED

COUNTY	CLERK OF THE COURT	MAILING ADDRESS	CITY & ZIP	JUDICIAL CIRCUIT	2019 EST. U.S. CENSUS	TELEPHONE
Union	Tiffany Busby	309 West Market, Room 101	Jonesboro 62952	1	16,653	618/833-5913
Vermilion	Dennis Gardner	7 North Vermilion	Danville 61832	5	75,758	217/554-7700
Wabash	Angela K. Crum	401 Market Street, P.O. Box 997	Mt. Carmel 62863	2	11,520	618/262-5362
Warren	Denise L Schreck	100 West Broadway	Monmouth 61462	9	16,844	309/734-5179
Washington	Cynthia Barczewski	125 E. Elm Street	Nashville 62263	20	13,887	618/327-4800
Wayne	Pam Southerd	301 East Main Street, Suite 204	Fairfield 62837	2	16,215	618/842-7684
White	Kelly Fulkerson	P.O. Box 310	Carmi 62821	2	13,537	618/382-2321
Whiteside	Sue R. Costello	200 East Knox Street	Morrison 61270	14	55,175	815/772-5170
Will	Andrea Chasteen	14 West Jefferson Street	Joliet 60432	12	690,743	815/727-8592
Williamson	Andrew Wilson	200 West Jefferson, Suite 100	Marion 62959	1	66,597	618/997-1301
Winnebago	Thomas Klein	400 West State St., Room 100	Rockford 61101	17	282,572	815/319-4500
Woodford	Lynne R. Gilbert	P.O. Box 284	Eureka 61530	11	38,459	309/467-3312

**GRAPHICAL PRESENTATION
OF FIVE-YEAR TRENDS
TOTAL CASELOAD AND
SELECTED CASE CATEGORIES**

DEFINITION OF CASE CATEGORIES

CIVIL CATEGORY

AR

An Arbitration case number shall be assigned to every arbitration-eligible case at the time it is filed. NOTE: This case category shall be used only by counties that have initiated Mandatory Arbitration as defined by Supreme Court Rules 86 through 95.

CH

A Chancery case number shall be assigned to a complaint for equitable relief in matters such as foreclosures, trusts, and title to real property.

ED

An Eminent Domain case number shall be assigned to proceedings involving compensation to an owner for property taken for public use.

L

A Law case number shall be assigned to tort, contract, and a variety of other actions in which the damages sought are greater than \$50,000.

LM

A Law Magistrate case number shall be assigned to tort, contract, and a variety of other actions in which the damages sought are \$50,000 or less.

MC

Each Municipal Corporation shall have one permanent case number and file folder for routine matters to be considered by the court. This file will contain such matters as organization, appointment of officers, approval of bonds, and routine orders confirming annexation.

MH

A Mental Health case number shall be assigned to proceedings involving commitment, discharge, or restoration to legal status.

MR

A Miscellaneous Remedy case number shall be assigned to complaints seeking review of administrative decisions (other than of a tax commission) and a variety of other actions that include change of name, habeas corpus, and extradition.

P

A Probate case number shall be assigned to estates of decedents and guardianship matters.

SC

A Small Claim case number shall be assigned to "... a civil action based on either tort or contract for money not in excess of \$10,000, exclusive of interest and costs, or for the collection of taxes not in excess of that amount" (Supreme Court Rule 281.)

TX

A Tax case number shall be assigned to the annual tax sale and a variety of other actions relating to the collection of taxes. Petitions for tax deeds and objections are part of the annual tax sale proceeding and will be assigned sub-numbers of the annual tax sale case number.

DEFINITION OF CASE CATEGORIES, CONTINUED

DOMESTIC RELATIONS CATEGORY

AD

An Adoption case number shall be assigned to every adoption case.

D

A Dissolution case number shall be assigned to a complaint for dissolution of marriage, annulment, or separate maintenance.

F

A Family case number shall be assigned to a variety of matters including proceedings to establish the parent-child relationship, notice to putative fathers, and certain actions relating to child support. NOTE: Petitions for orders of protection filed as separate cases are filed under the OP category.

OP

An Order of Protection case number shall be assigned to any petition for an order of protection, civil no contact order, firearms restraining order, and stalking no contact order that is filed separately from an existing case. NOTE: If it is the practice of a county or circuit not to file orders of protection in existing criminal or civil cases, that practice may be continued and all petitions for orders of protection should be given an OP number.

JUVENILE CATEGORY

J

A Juvenile case number shall be assigned to any proceeding initiated under the Juvenile Court Act of 1987 (705 ILCS 405/1-1 et. seq.) except those defined by the JA and JD categories below.

JA

A Juvenile Abuse and Neglect case number shall be assigned to all cases involving a neglected or abused minor as defined by the Juvenile Court Act of 1987 (705 ILCS 405/2-3(1) and (2)).

JD

A Juvenile Delinquency case number shall be assigned to all cases involving a delinquent minor as defined by the Juvenile Court Act of 1987 (705 ILCS 405/5-105).

DEFINITION OF CASE CATEGORIES, CONTINUED

CRIMINAL CATEGORY

CF

A Felony case number shall be assigned when a complaint, information or indictment is filed in which at least one count charges a felony.

CM

A Misdemeanor case number shall be assigned when a case is filed in which the most serious charge carries a penalty of less than one year imprisonment.

DT

A Driving Under the Influence case number shall be assigned to any case charging a violation of a statute, ordinance, or regulation governing driving under the influence of alcohol, other drug, or combination thereof.

QUASI-CRIMINAL CATEGORY

TR

A Traffic case number shall be assigned to any case defined by Supreme Court Rule 501(f), except DUI cases. Note that a violation of a traffic ordinance as defined by Rule 501(f) is given a TR number.

OV

An Ordinance Violation case number shall be assigned to any case in which violation of a local ordinance is charged. However, violation of a traffic ordinance as defined by Supreme Court Rule 501(f) shall be given a TR or DT number, as appropriate.

CL

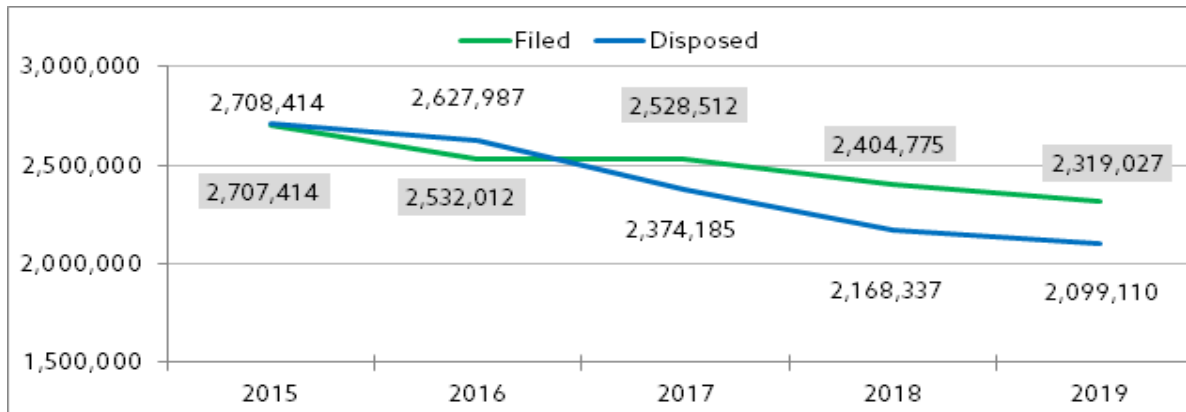
A Civil Law case number shall be assigned to all cases for civil law violations charged under paragraph (a), Section 4 of the Cannabis Control Act (720 ILCS 550/4(a)), or Paragraph (c), Section 3.5 of the Drug Paraphernalia Control Act (720 ILCS 600/3.5(c)). In accordance with Supreme Court Rule 589, each Uniform Civil Law Citation form shall be assigned a separate case number.

CV

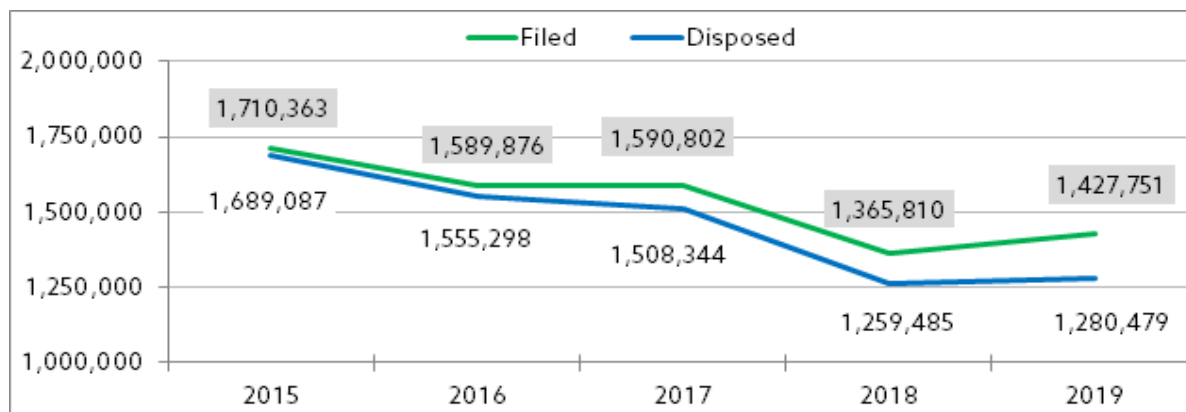
A Conservation case number shall be assigned to any case defined by Supreme Court Rule 501(c).

CIRCUIT COURTS OF ILLINOIS FIVE-YEAR TRENDS

TOTAL CASELOAD



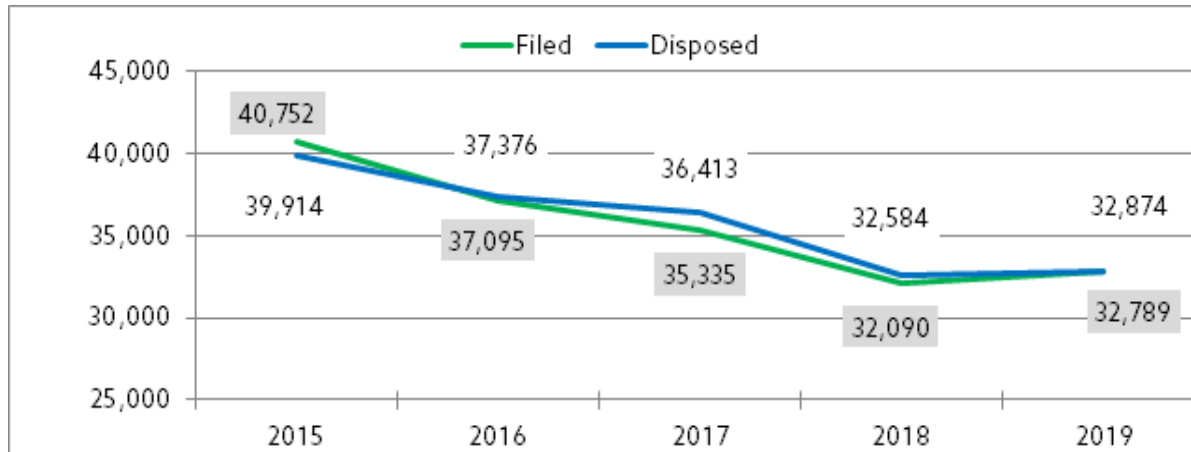
TRAFFIC CASES*



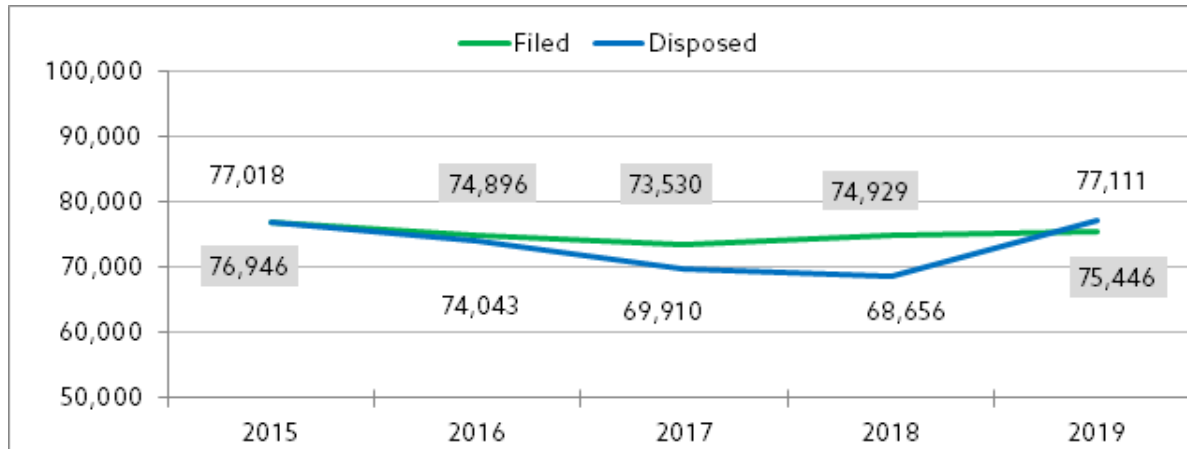
*Excluding parking tickets and DUI

CIRCUIT COURTS OF ILLINOIS FIVE-YEAR TRENDS, CONTINUED

DUI CASES

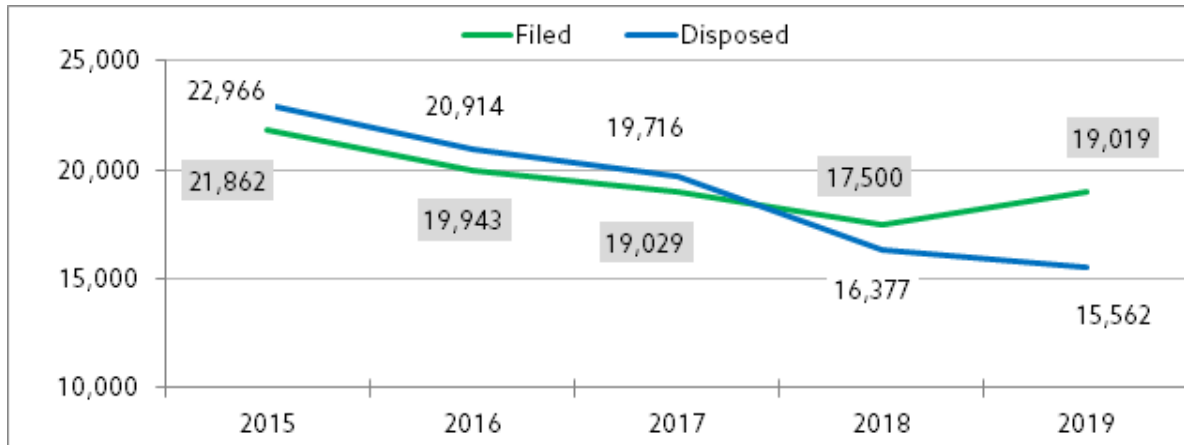


FELONY CASES

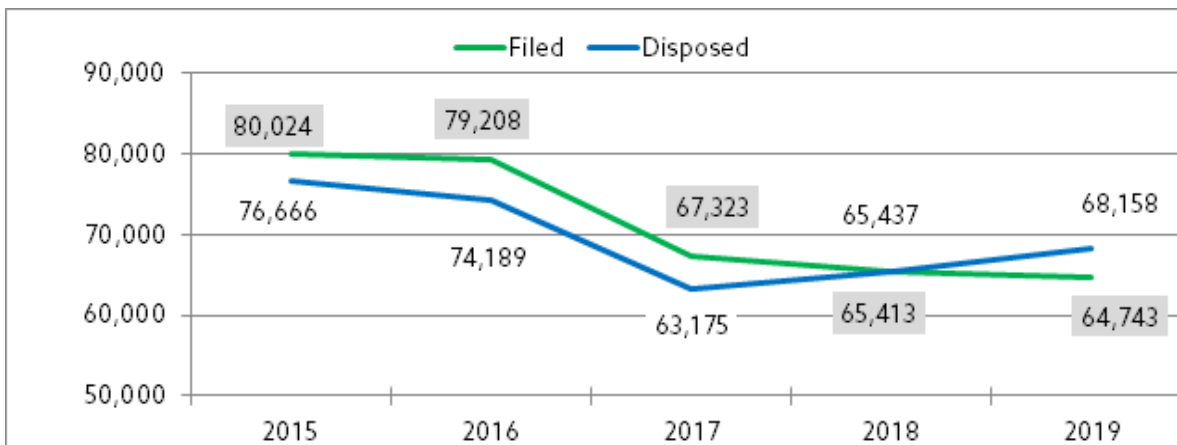


CIRCUIT COURTS OF ILLINOIS FIVE-YEAR TRENDS, CONTINUED

JUVENILE

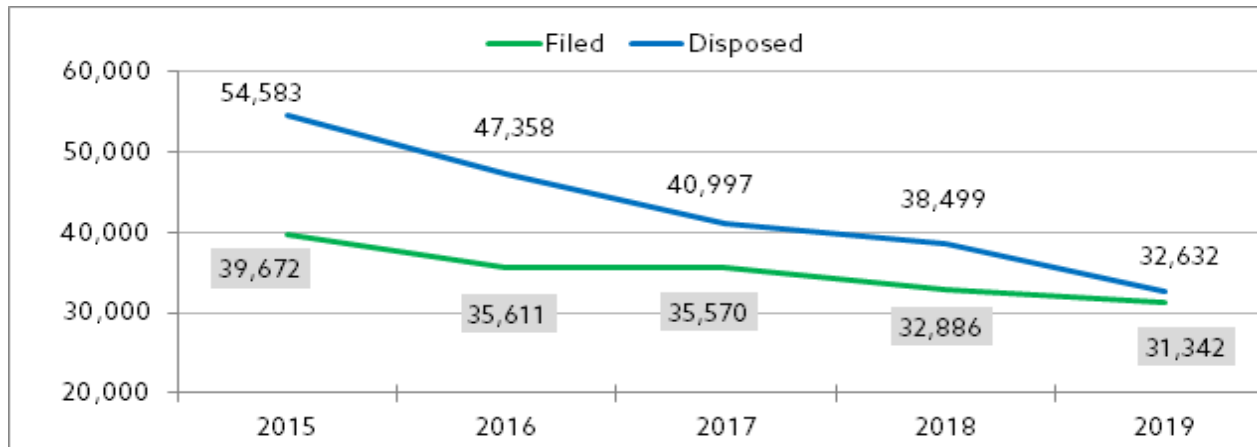


DISSOLUTION AND FAMILY

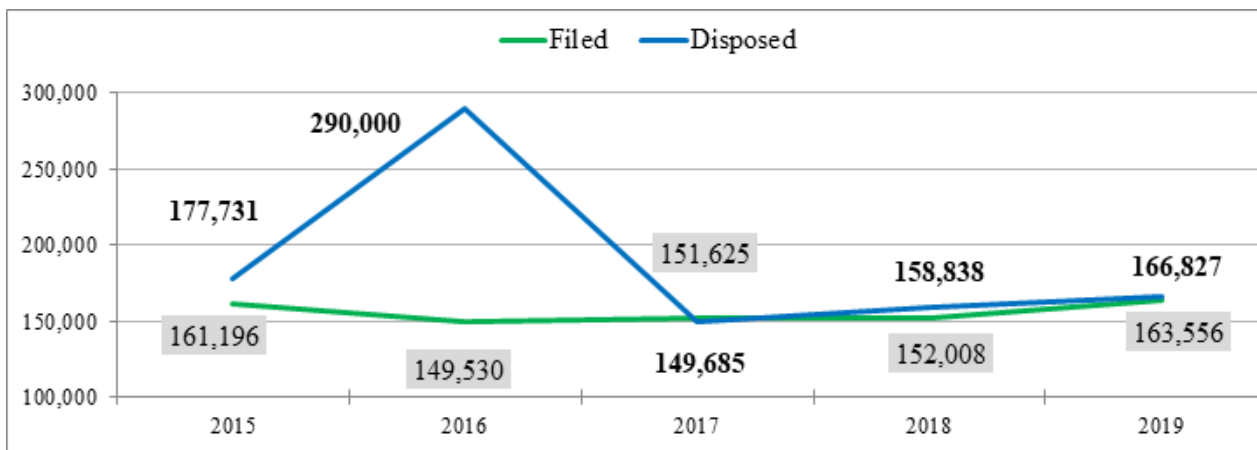


CIRCUIT COURTS OF ILLINOIS FIVE-YEAR TRENDS, CONTINUED

CHANCERY



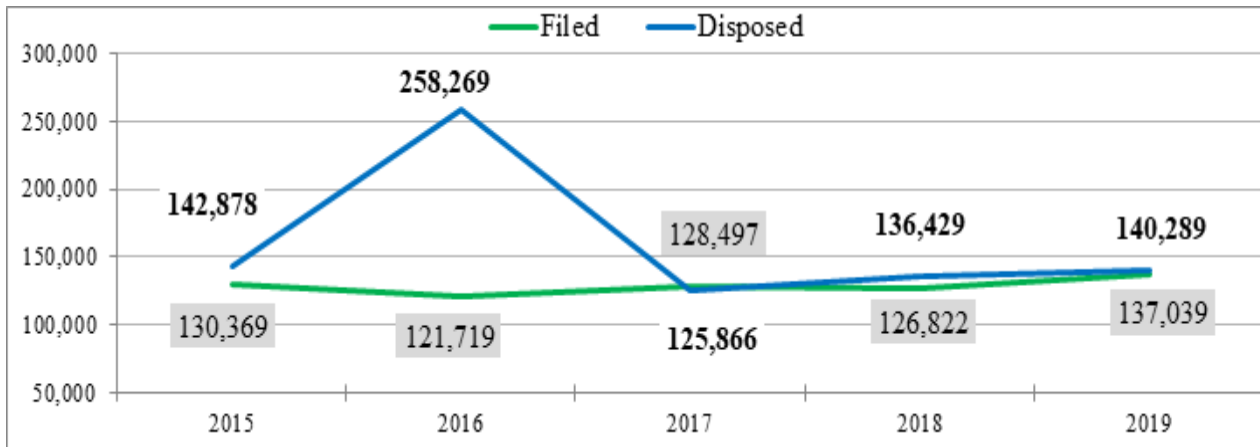
ALL LAW CASES*



*The 2016 spike in civil cases is due to a mass closure of over 208,703 Law Non-Jury < \$50,000 cases in Cook County in 2016, which is approximately 100,000 more cases than the prior year's average of total case closures for this specific case type.

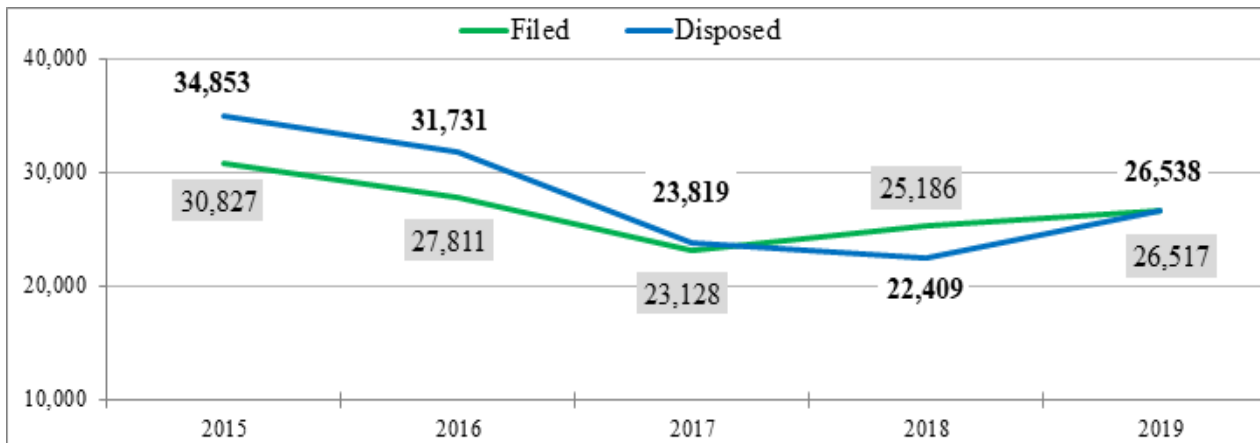
CIRCUIT COURTS OF ILLINOIS FIVE-YEAR TRENDS, CONTINUED

LAW CASES \$50,000 AND LESS*



*The 2016 spike in civil cases is due to a mass closure of over 208,703 Law Non-Jury < \$50,000 cases in Cook County in 2016, which is approximately 100,000 more cases than the prior year's average of total case closures for this specific case type.

LAW CASES OVER \$50,000



**CASELOAD, CLEARANCE
RATE AND STATISTICAL
RECORDS OF THE CIRCUIT
COURTS OF ILLINOIS**

CASELOAD SUMMARIES BY CIRCUIT

CIRCUIT COURTS OF ILLINOIS

CALENDAR YEAR 2019

CIRCUIT	BEGIN PENDING	NEW FILED	REINSTATED	DISPOSED	END PENDING
1st	139,311	66,348	78	60,045	143,585
2nd	47,311	32,422	41	29,669	49,262
3rd	72,396	74,228	530	69,087	77,481
4th	37,585	43,908	171	42,398	37,346
5th	58,072	30,808	66	24,396	62,428
6th	68,945	63,786	1,331	60,536	72,253
7th	86,583	71,635	51	83,092	90,700
8th	21,597	27,492	24	26,024	22,563
9th	26,043	29,022	12	28,580	26,465
10th	45,514	61,704	519	60,447	46,521
11th	41,689	51,388	1,307	53,224	39,908
12th	81,942	130,251	3,892	131,007	87,765
13th	19,375	33,763	800	33,191	20,355
14th	60,520	52,886	12	50,045	60,406
15th	27,994	34,403	14	32,875	29,217
16th	118,521	102,151	1,143	73,652	66,286
17th	88,639	71,288	291	70,210	85,359
18th	53,702	178,304	10,819	190,204	52,615
19th	38,743	123,015	4,208	128,433	37,538
20th	71,136	76,113	735	74,471	123,261
21st	64,429	27,324	0	18,868	72,666
22nd	17,067	54,357	2,069	57,598	16,040
23rd	20,267	28,892	706	29,237	20,646
DOWNSTATE TOTAL	1,307,381	1,465,488	28,819	1,427,289	1,340,666
COOK COUNTY	1,463,995	853,539	12,223	671,821	1,657,936
STATE TOTAL	2,771,376	2,319,027	41,042	2,099,110	2,998,602

CASE FILING RATIO: JUDGE/POPULATION - CIRCUIT COURTS OF ILLINOIS CALENDAR YEAR 2019

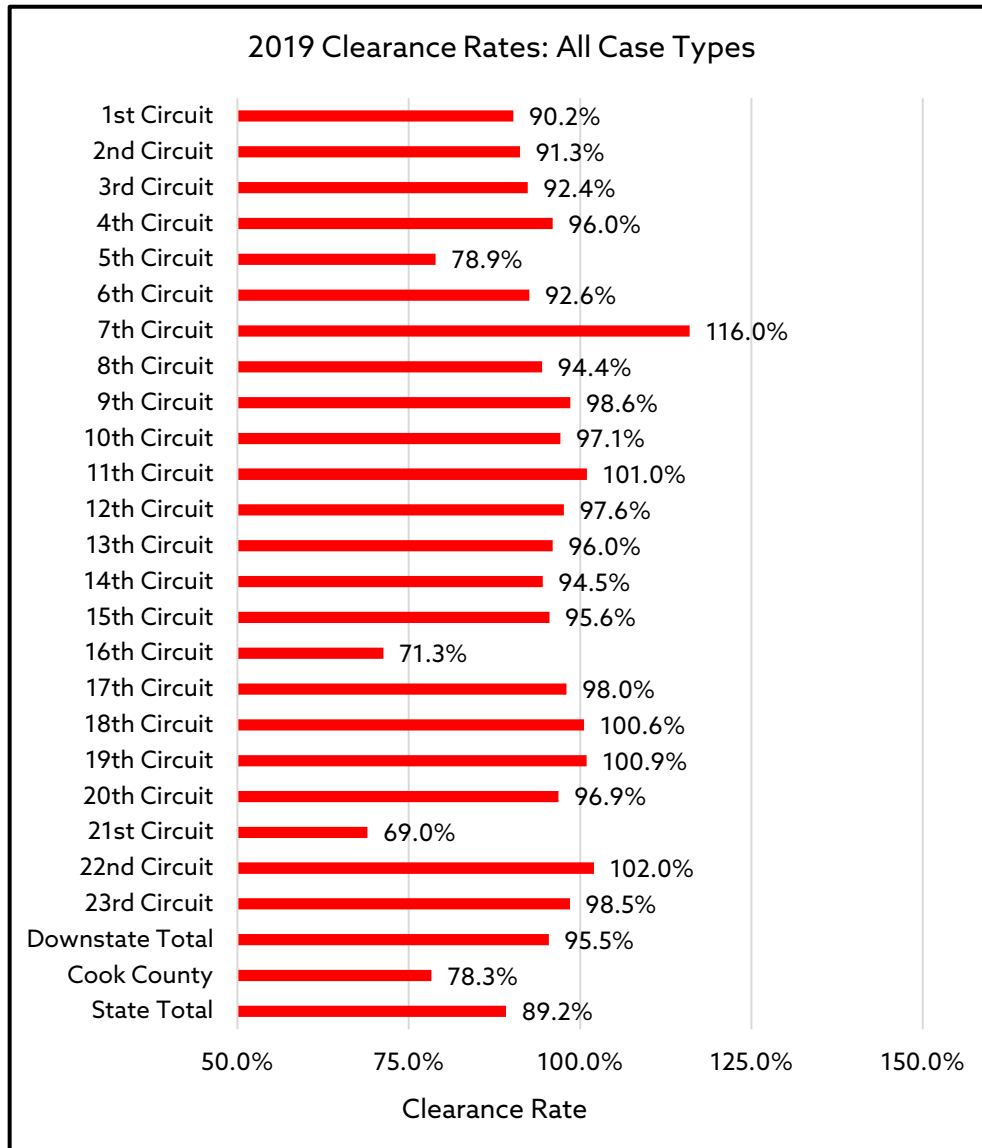
Circuit	NUMBER OF COUNTIES	2019 CENSUS POPULATION ESTIMATE	TOTAL NUMBER OF CASES FILED DURING 2019 **	NUMBER OF JUDGES			NUMBER OF CASES FILED PER JUDGE	NUMBER OF CASES FILED PER 1000 POPULATION
				CIRCUIT	ASSOCIATE	TOTAL *		
1st	9	204,953	66,348	13	7	20	3,317.4	323.7
2nd	12	190,443	32,422	14	6	20	1,621.1	170.2
3rd	2	279,392	74,228	9	13	22	3,374.0	265.7
4th	9	235,257	43,908	12	7	19	2,310.9	186.6
5th	5	169,747	30,808	11	5	16	1,925.5	181.5
6th	6	364,008	63,786	14	11	25	2,551.4	175.2
7th	6	312,949	71,635	12	10	22	3,256.1	228.9
8th	8	136,783	27,492	11	5	16	1,718.3	201.0
9th	6	154,919	29,022	10	4	14	2,073.0	187.3
10th	5	333,501	61,704	10	11	21	2,938.3	185.0
11th	5	287,203	51,388	11	10	21	2,447.0	178.9
12th	1	690,743	130,251	16	21	37	3,520.3	188.6
13th	3	192,351	33,763	8	5	13	2,597.2	175.5
14th	4	261,404	52,886	12	10	22	2,403.9	202.3
15th	5	164,777	34,403	8	8	16	2,150.2	208.8
16th	1	532,403	102,151	12	17	29	3,522.4	191.9
17th	2	336,116	71,288	10	15	25	2,851.5	212.1
18th	1	922,921	178,304	15	29	44	4,052.4	193.2
19th	1	696,535	123,015	15	25	40	3,075.4	176.6
20th	5	360,908	76,113	12	13	25	3,044.5	210.9
21st	2	136,976	27,324	7	5	12	2,277.0	199.5
22nd	1	307,774	54,357	8	11	19	2,860.9	176.6
23rd	2	233,887	28,892	8	5	13	2,222.5	123.5
DOWNSTATE TOTAL	101	7,505,950	1,465,488	258	253	511	2,867.9	195.2
COOK COUNTY	1	5,150,233	853,539	245	136	381	2,240.3	165.7
STATE TOTAL	102	12,656,183	2,319,027	503	389	892	2,599.8	183.2

* Average number of sitting Circuit Judges

** Total of all cases in all categories: Civil; Domestic Relations; Criminal; Quasi-Criminal; and Juvenile.

2019 CLEARANCE RATES BY CIRCUIT

ALL CASE TYPES



FIVE YEAR TREND CLEARANCE RATES: ALL CASE TYPES

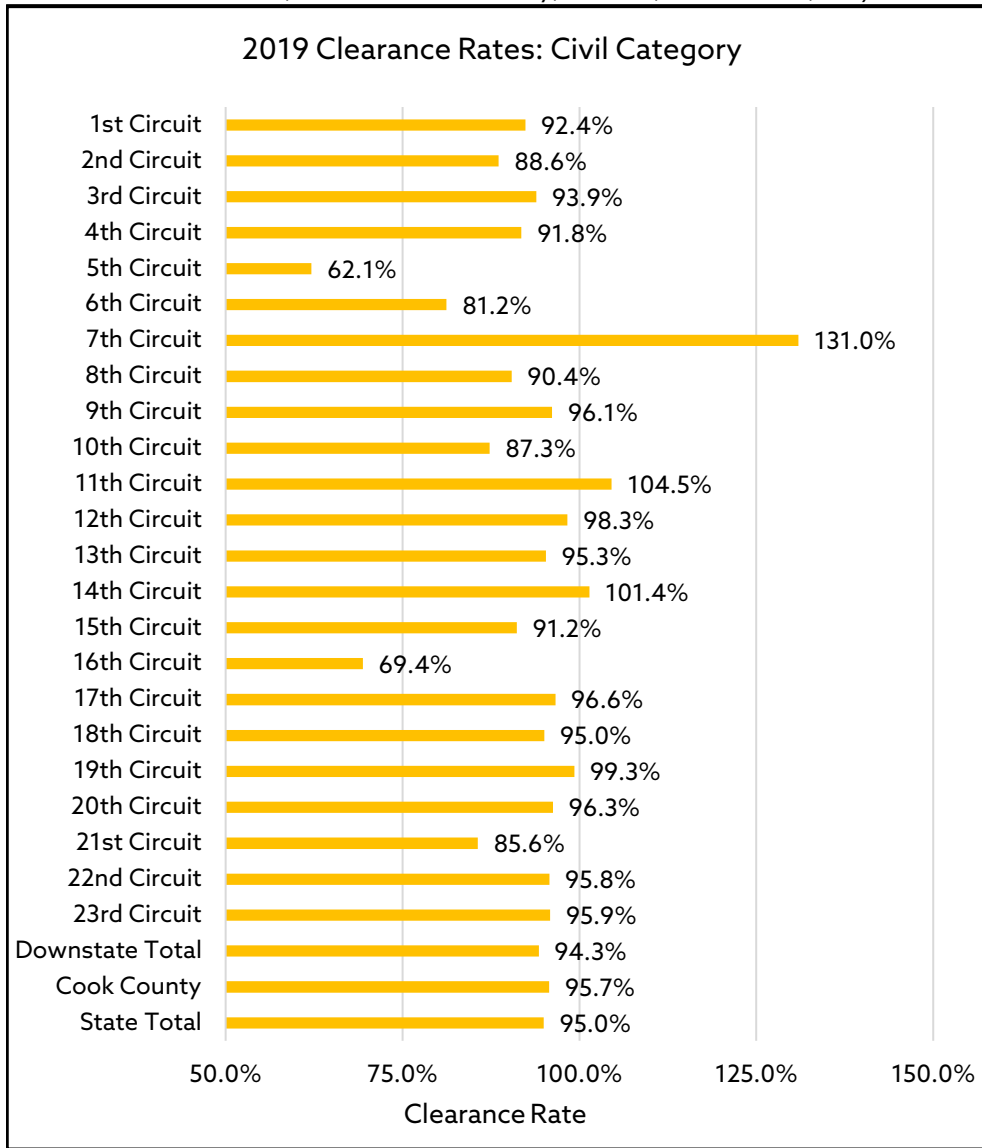
Circuit	2019	2018	2017	2016	2015
1st	90.2%	92.7%	92.4%	92.1%	94.9%
2nd	91.3%	93.7%	94.3%	95.8%	98.0%
3rd	92.4%	94.7%	94.9%	95.4%	95.9%
4th	96.0%	100.1%	94.6%	97.3%	94.1%
5th	78.9%	79.0%	84.2%	88.7%	90.3%
6th	92.6%	93.7%	92.5%	99.6%	99.8%
7th	116.0%	116.4%	107.5%	102.7%	101.1%
8th	94.4%	96.0%	95.7%	98.8%	99.7%
9th	98.6%	98.3%	95.1%	102.7%	95.8%
10th	97.1%	98.2%	96.3%	98.4%	102.3%
11th	101.0%	99.5%	97.2%	101.7%	98.5%
12th	97.6%	99.8%	99.7%	102.0%	101.3%
13th	96.0%	97.9%	99.3%	97.8%	97.5%
14th	94.5%	96.5%	91.4%	94.5%	93.1%
15th	95.6%	95.8%	94.3%	98.4%	96.3%
16th	71.3%	55.6%	65.8%	110.1%	100.4%
17th	98.0%	99.0%	100.3%	97.5%	97.8%
18th	100.6%	101.0%	99.1%	100.9%	101.0%
19th	100.9%	100.2%	99.1%	102.6%	101.2%
20th	96.9%	98.5%	105.1%	108.9%	116.3%
21st	69.0%	76.1%	87.0%	100.8%	101.8%
22nd	102.0%	99.8%	100.6%	100.8%	100.9%
23rd	98.5%	100.8%	99.7%	103.2%	102.2%
DOWNSTATE TOTAL	95.5%	95.8%	95.9%	100.3%	100.1%
COOK COUNTY	78.3%	77.2%	86.3%	104.0%	95.5%
STATE TOTAL	89.2%	88.6%	92.1%	101.8%	98.3%

Note: Clearance Rate Percentage equals the number of disposed cases divided by the sum of new filed and reinstated cases, with the total multiplied by 100.

CLEARANCE RATES BY CIRCUIT, CONTINUED

CIVIL CATEGORY

(Arbitration, Chancery, Eminent Domain, Law, Law Magistrate, Municipal Corporation, Mental Health, Miscellaneous Remedy, Probate, Small Claims, Tax)



FIVE YEAR TREND CLEARANCE RATES: CIVIL CATEGORY

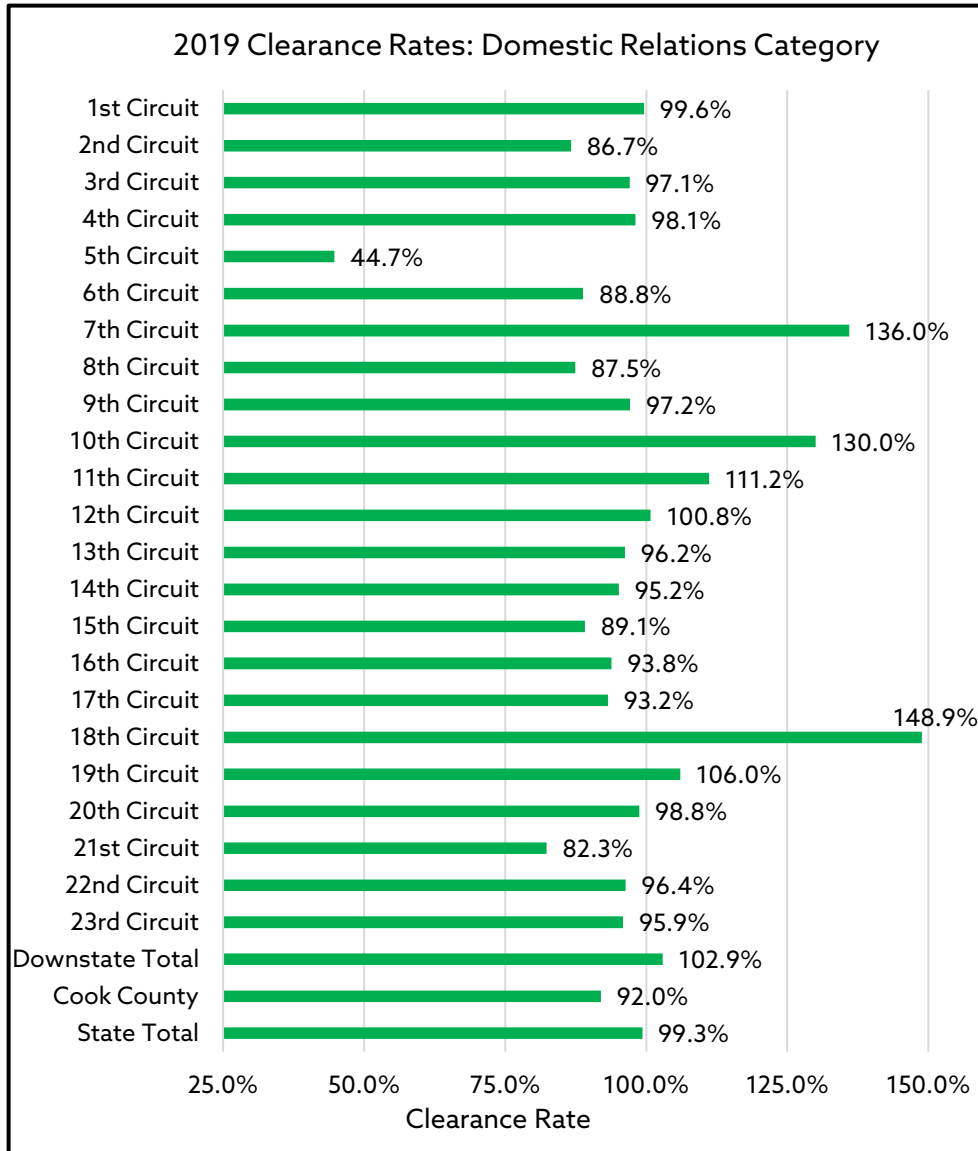
Circuit	2019	2018	2017	2016	2015
1st	92.4%	86.3%	93.1%	90.6%	92.1%
2nd	88.6%	88.0%	90.2%	89.2%	94.5%
3rd	93.9%	92.6%	99.2%	94.3%	103.8%
4th	91.8%	99.0%	91.6%	89.1%	89.8%
5th	62.1%	60.9%	62.3%	66.0%	72.6%
6th	81.2%	89.0%	84.5%	95.7%	91.4%
7th	131.0%	131.1%	95.4%	97.4%	100.4%
8th	90.4%	96.8%	92.7%	100.8%	103.0%
9th	96.1%	90.3%	85.9%	100.9%	92.8%
10th	87.3%	98.5%	86.4%	98.4%	110.0%
11th	104.5%	95.2%	99.1%	100.0%	92.9%
12th	98.3%	99.2%	99.7%	106.2%	112.0%
13th	95.3%	99.9%	96.5%	96.7%	101.5%
14th	101.4%	95.9%	87.8%	88.2%	92.2%
15th	91.2%	97.1%	93.5%	96.5%	100.7%
16th	69.4%	65.5%	63.2%	113.9%	98.3%
17th	96.6%	97.6%	100.6%	97.9%	99.0%
18th	95.0%	103.8%	99.2%	100.9%	102.1%
19th	99.3%	104.7%	98.8%	106.1%	104.0%
20th	96.3%	98.3%	106.4%	91.5%	110.7%
21st	85.6%	96.6%	101.9%	120.8%	99.0%
22nd	95.8%	103.3%	98.9%	105.1%	105.9%
23rd	95.9%	102.3%	99.5%	109.5%	109.8%
DOWNSTATE TOTAL	94.3%	96.9%	93.3%	98.6%	100.5%
COOK COUNTY	95.7%	97.9%	94.3%	154.0%	97.4%
STATE TOTAL	95.0%	97.4%	93.8%	127.0%	98.9%

Note: Clearance Rate Percentage equals the number of disposed cases divided by the sum of new filed and reinstated cases, with the total multiplied by 100.

CLEARANCE RATES BY CIRCUIT, CONTINUED

DOMESTIC RELATIONS CATEGORY

(Adoption, Dissolution of Marriage, Family, Order of Protection)



FIVE YEAR TREND CLEARANCE RATES: DOMESTIC RELATIONS CATEGORY

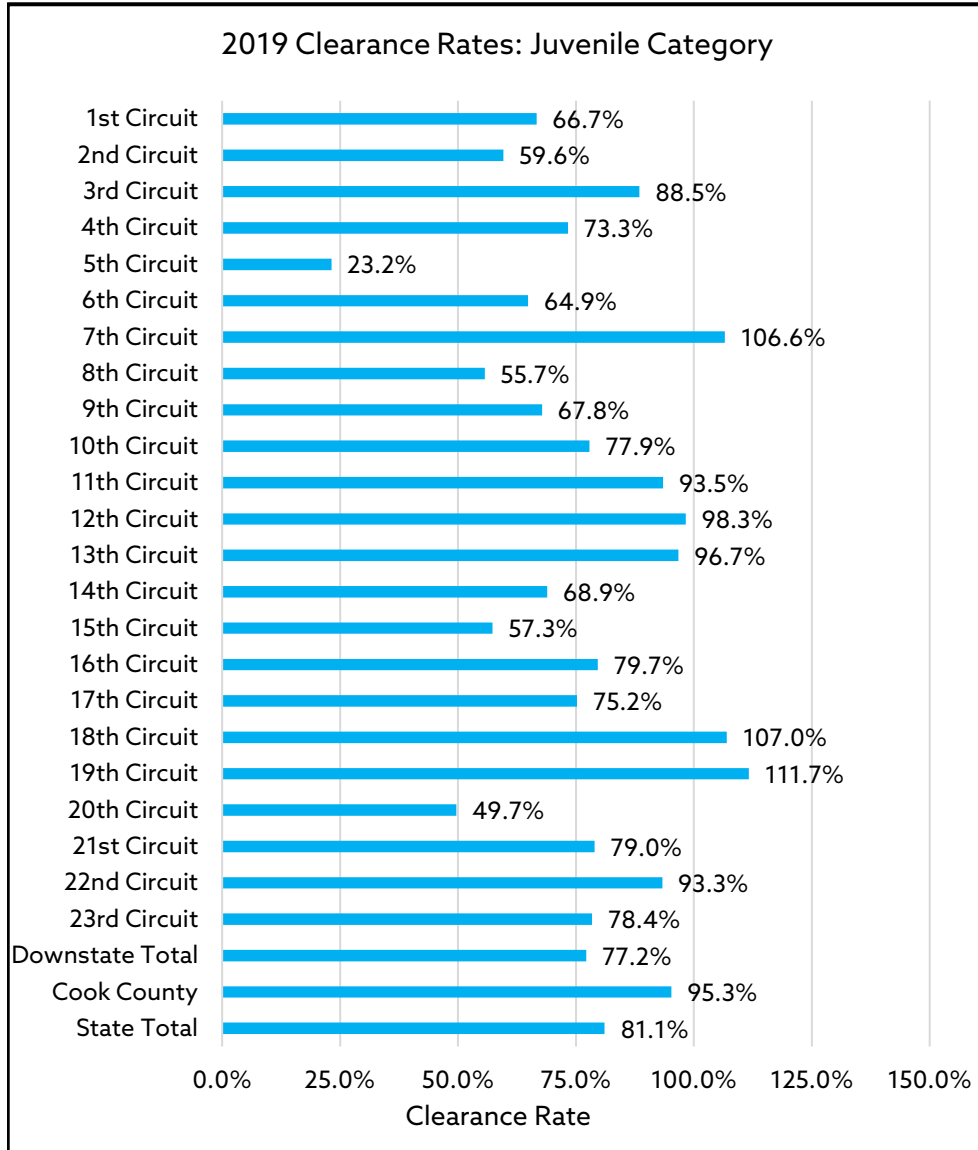
Circuit	2019	2018	2017	2016	2015
1st	99.6%	97.7%	91.0%	90.1%	93.2%
2nd	86.7%	85.4%	90.3%	101.5%	97.1%
3rd	97.1%	97.5%	95.0%	95.7%	98.1%
4th	98.1%	94.0%	104.9%	90.4%	92.6%
5th	44.7%	45.8%	94.7%	69.5%	59.0%
6th	88.8%	87.3%	95.3%	79.7%	86.2%
7th	136.0%	135.1%	100.0%	97.0%	122.0%
8th	87.5%	103.5%	49.4%	95.5%	94.2%
9th	97.2%	93.6%	95.9%	97.2%	93.7%
10th	130.0%	88.3%	94.2%	92.0%	114.5%
11th	111.2%	99.2%	101.5%	102.0%	92.7%
12th	100.8%	98.0%	87.2%	104.1%	100.3%
13th	96.2%	94.1%	89.0%	97.7%	98.1%
14th	95.2%	104.6%	109.6%	86.3%	89.4%
15th	89.1%	96.4%	103.9%	93.8%	98.3%
16th	93.8%	59.5%	100.4%	95.7%	74.4%
17th	93.2%	95.0%	105.3%	94.4%	87.8%
18th	148.9%	96.6%	94.8%	91.7%	94.4%
19th	106.0%	99.9%	50.4%	98.1%	100.8%
20th	98.8%	109.5%	86.8%	90.0%	98.2%
21st	82.3%	94.1%	107.2%	83.0%	127.7%
22nd	96.4%	104.3%	91.6%	100.7%	96.3%
23rd	95.9%	98.4%	95.4%	95.6%	98.6%
DOWNSTATE TOTAL	102.9%	96.3%	93.3%	93.7%	96.6%
COOK COUNTY	92.0%	93.6%	76.9%	95.3%	95.6%
STATE TOTAL	99.3%	95.4%	87.3%	94.4%	96.2%

Note: Clearance Rate Percentage equals the number of disposed cases divided by the sum of new filed and reinstated cases, with the total multiplied by 100.

CLEARANCE RATES BY CIRCUIT, CONTINUED

JUVENILE CATEGORY

(Juvenile, Juvenile Abuse & Neglect, Juvenile Delinquency)



FIVE YEAR TREND CLEARANCE RATES: JUVENILE CATEGORY

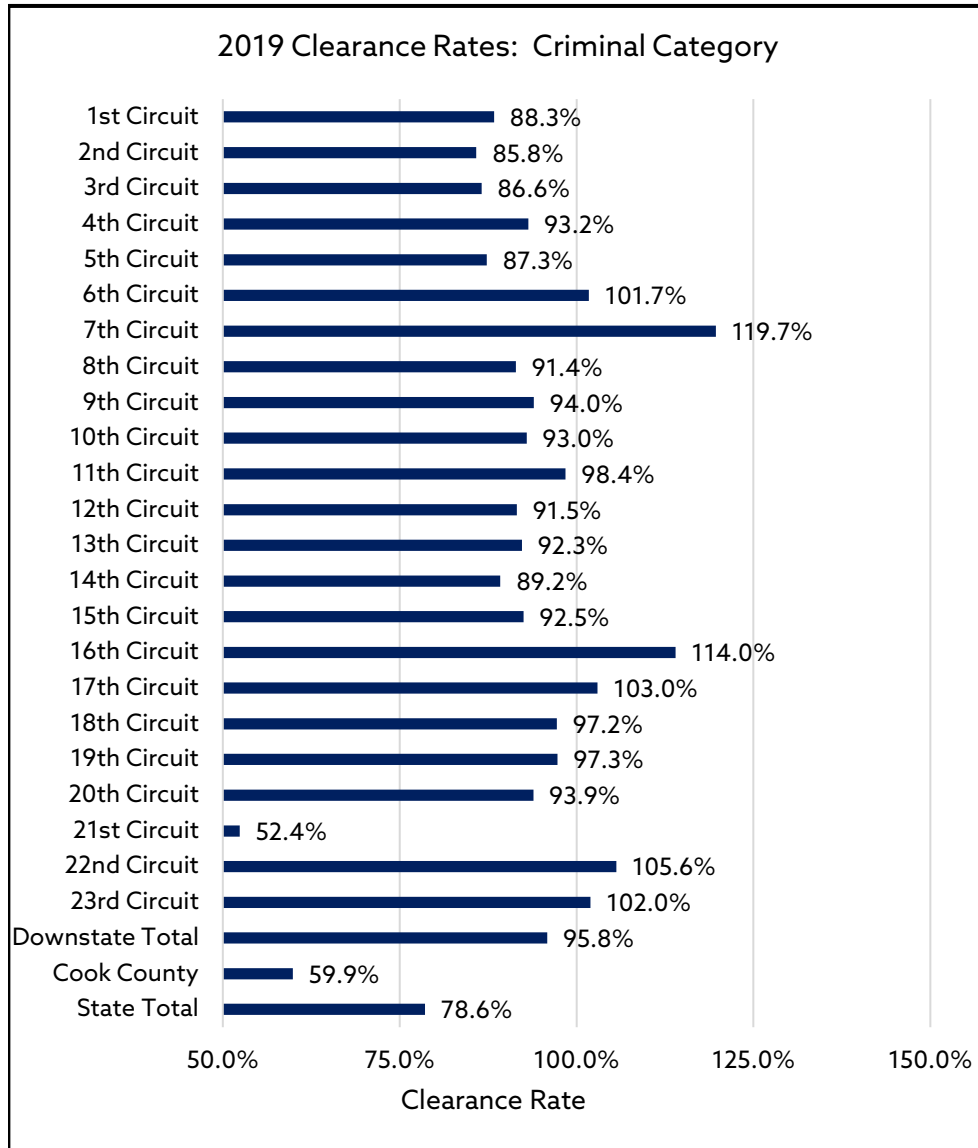
Circuit	2019	2018	2017	2016	2015
1st	66.7%	72.7%	62.9%	77.3%	105.1%
2nd	59.6%	67.9%	60.7%	84.5%	70.0%
3rd	88.5%	87.2%	91.7%	90.0%	90.3%
4th	73.3%	75.9%	86.9%	85.8%	106.7%
5th	23.2%	39.7%	45.3%	49.6%	31.5%
6th	64.9%	75.9%	74.5%	105.0%	87.7%
7th	106.6%	140.9%	118.7%	102.3%	85.4%
8th	55.7%	87.8%	60.1%	64.7%	72.5%
9th	67.8%	73.3%	78.9%	63.5%	83.6%
10th	77.9%	73.6%	88.4%	103.3%	116.2%
11th	93.5%	73.5%	94.2%	119.9%	92.2%
12th	98.3%	115.6%	97.7%	115.4%	98.8%
13th	96.7%	87.5%	78.6%	77.7%	90.4%
14th	68.9%	69.3%	72.6%	80.6%	72.9%
15th	57.3%	88.4%	81.5%	94.0%	82.0%
16th	79.7%	70.0%	68.6%	112.6%	110.0%
17th	75.2%	90.3%	106.2%	98.4%	106.9%
18th	107.0%	114.9%	100.1%	120.2%	106.5%
19th	111.7%	103.6%	113.2%	101.5%	95.4%
20th	49.7%	54.7%	77.3%	94.5%	90.3%
21st	79.0%	101.3%	92.7%	125.7%	115.7%
22nd	93.3%	102.8%	102.6%	110.5%	101.0%
23rd	78.4%	97.3%	81.6%	106.9%	86.5%
DOWNSTATE TOTAL	77.2%	84.5%	86.1%	95.7%	92.3%
COOK COUNTY	95.3%	128.7%	145.3%	123.2%	124.3%
STATE TOTAL	81.1%	92.4%	102.5%	103.9%	102.4%

Note: Clearance Rate Percentage equals the number of disposed cases divided by the sum of new filed and reinstated cases, with the total multiplied by 100.

CLEARANCE RATES BY CIRCUIT, CONTINUED

CRIMINAL CATEGORY

(Felony, Misdemeanor, DUI)



FIVE YEAR TREND CLEARANCE RATES: CRIMINAL CATEGORY

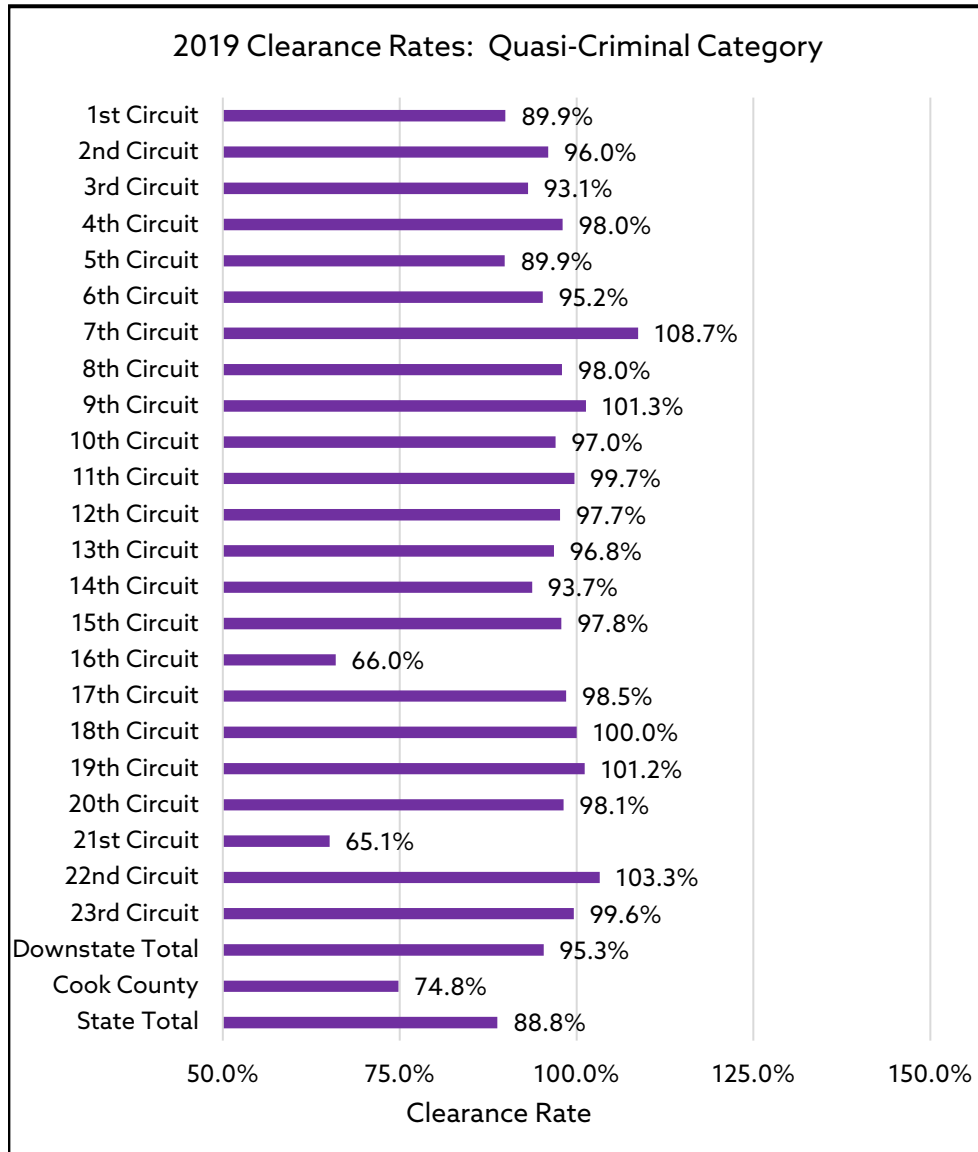
Circuit	2019	2018	2017	2016	2015
1st	88.3%	84.4%	86.0%	93.8%	99.1%
2nd	85.8%	90.4%	95.9%	92.0%	100.4%
3rd	86.6%	87.4%	90.5%	87.2%	85.0%
4th	93.2%	88.8%	90.0%	94.3%	93.0%
5th	87.3%	89.2%	89.0%	104.2%	102.0%
6th	101.7%	98.3%	91.3%	98.2%	94.1%
7th	119.7%	111.2%	107.0%	103.2%	99.0%
8th	91.4%	91.8%	91.3%	94.1%	97.5%
9th	94.0%	94.0%	108.6%	106.4%	93.0%
10th	93.0%	95.7%	95.0%	99.0%	96.8%
11th	98.4%	94.2%	96.9%	109.2%	98.3%
12th	91.5%	100.1%	99.4%	101.9%	94.8%
13th	92.3%	97.0%	102.2%	102.0%	94.2%
14th	89.2%	91.1%	91.0%	95.3%	90.5%
15th	92.5%	92.0%	96.3%	99.2%	94.2%
16th	114.0%	89.2%	72.2%	105.4%	113.4%
17th	103.0%	96.3%	98.5%	98.5%	101.7%
18th	97.2%	96.8%	99.3%	102.6%	97.4%
19th	97.3%	99.9%	98.4%	104.1%	97.9%
20th	93.9%	93.0%	104.5%	110.0%	118.0%
21st	52.4%	62.7%	71.2%	91.9%	100.6%
22nd	105.6%	103.5%	97.1%	96.9%	102.9%
23rd	102.0%	92.6%	91.7%	100.5%	104.4%
DOWNSTATE TOTAL	95.8%	94.1%	94.8%	100.0%	99.0%
COOK COUNTY	59.9%	60.2%	63.6%	89.0%	101.3%
STATE TOTAL	78.6%	78.4%	80.5%	94.9%	100.1%

Note: Clearance Rate Percentage equals the number of disposed cases divided by the sum of new filed and reinstated cases, with the total multiplied by 100.

CLEARANCE RATES BY CIRCUIT, CONTINUED

QUASI-CRIMINAL CATEGORY

(Civil Law Violations, Conservation, Ordinance Violation, Traffic)



FIVE YEAR TREND CLEARANCE RATES: QUASI-CRIMINAL CATEGORY

Circuit	2019	2018	2017	2016	2015
1st	89.9%	94.6%	93.4%	92.4%	94.8%
2nd	96.0%	99.3%	97.5%	98.1%	99.3%
3rd	93.1%	96.8%	94.0%	97.6%	96.4%
4th	98.0%	103.9%	96.1%	100.5%	94.9%
5th	89.9%	90.2%	97.7%	97.0%	100.5%
6th	95.2%	95.3%	97.3%	103.4%	105.3%
7th	108.7%	110.1%	110.8%	104.9%	99.3%
8th	98.0%	95.8%	98.4%	100.0%	100.4%
9th	101.3%	102.1%	94.9%	103.7%	97.8%
10th	97.0%	100.4%	99.6%	98.9%	100.1%
11th	99.7%	101.7%	97.0%	100.6%	100.3%
12th	97.7%	100.0%	99.3%	100.9%	99.8%
13th	96.8%	97.8%	100.3%	97.7%	97.1%
14th	93.7%	97.2%	92.4%	97.3%	94.4%
15th	97.8%	96.2%	93.9%	99.0%	96.0%
16th	66.0%	49.5%	66.6%	110.9%	100.5%
17th	98.5%	100.5%	100.9%	97.6%	97.8%
18th	100.0%	101.1%	99.3%	100.9%	101.3%
19th	101.2%	99.5%	98.9%	102.2%	101.2%
20th	98.1%	99.4%	106.4%	114.4%	118.7%
21st	65.1%	70.4%	82.8%	98.1%	100.0%
22nd	103.3%	98.6%	101.0%	100.6%	100.2%
23rd	99.6%	102.4%	101.7%	102.8%	100.7%
DOWNSTATE TOTAL	95.3%	96.0%	96.9%	101.3%	100.5%
COOK COUNTY	74.8%	72.1%	87.9%	88.8%	93.1%
STATE TOTAL	88.8%	87.3%	93.7%	96.8%	97.9%

Note: Clearance Rate Percentage equals the number of disposed cases divided by the sum of new filed and reinstated cases, with the total multiplied by 100.

CIVIL AND DOMESTIC RELATIONS CASELOAD STATISTICS BY COUNTY CIRCUIT COURTS - CALENDAR YEAR 2019

CIRCUIT / COUNTY		CIVIL													DOMESTIC RELATIONS									
		ARBITRATION	CHANCERY	EMINENT DOMAIN	LAW JURY > \$50,000	LAW NON-JURY > \$50,000	LAW JURY = < \$50,000	LAW NON-JURY = < \$50,000	CORPORATION	MUNICIPAL	MENTAL HEALTH	MISC. REMEDY	PROBATE	SMALL CLAIMS	TAX	TOTAL CIVIL CASES	TOTAL ALL CASES*	CIVIL CASES AS % OF ALL CASES	ADOPTION	DISSOLUTION	FAMILY	ORDER OF PROTECTION	TOTAL DOMESTIC RELATIONS CASES	TOTAL ALL CASES*
1st ALEXANDER	New Filed	0	8	0	0	10	0	53	0	0	77	15	72	1	236	4,258	5.5	0	18	29	23	70	4,258	1.6
	Reinstated	0	0	0	0	0	0	0	0	0	0	0	0	0	0	0	0.0	0	0	0	0	0	0	0.0
	Disposed Of	0	3	0	1	1	0	15	0	0	14	8	29	2	73	3,559	2.1	0	8	7	9	24	3,559	0.7
	End Pending	0	132	7	20	81	0	296	1	0	1,105	275	882	333	3,132	37,865	8.3	43	216	691	668	1,618	37,865	4.3
1st JACKSON	New Filed	0	65	0	2	68	0	510	0	5	156	77	549	137	1,569	7,580	20.7	7	140	132	169	448	7,580	5.9
	Reinstated	0	0	0	0	0	0	2	0	0	0	1	1	0	4	9	44.4	0	1	3	1	5	9	55.6
	Disposed Of	0	64	0	35	52	0	471	0	3	140	94	583	117	1,559	6,999	22.3	6	152	137	164	459	6,999	6.6
	End Pending	0	55	0	57	166	2	175	3	17	137	379	219	109	1,319	3,851	34.3	5	74	92	23	194	3,851	5.0
1st JOHNSON	New Filed	0	29	0	2	4	0	25	0	0	92	21	134	2	309	4,226	7.3	4	52	23	74	153	4,226	3.6
	Reinstated	0	0	0	0	0	0	0	0	0	0	0	0	0	0	0	0.0	0	0	0	0	0	0	0.0
	Disposed Of	0	29	0	4	5	0	18	0	0	98	23	134	2	313	3,902	8.0	4	60	20	75	159	3,902	4.1
	End Pending	0	26	0	16	10	2	27	0	0	118	162	48	8	417	8,787	4.7	5	50	32	12	99	8,787	1.1
1st MASSAC	New Filed	0	44	0	0	21	0	100	0	0	112	30	214	4	525	10,562	5.0	6	83	19	74	182	10,562	1.7
	Reinstated	0	1	0	0	0	0	0	0	0	0	0	0	0	1	1	100.0	0	0	0	0	0	1	0.0
	Disposed Of	0	38	0	0	12	0	72	0	0	59	14	208	2	405	9,079	4.5	0	49	4	71	124	9,079	1.4
	End Pending	0	80	0	117	52	0	94	1	2	346	321	178	115	1,306	6,517	20.0	37	139	164	59	399	6,517	6.1
1st POPE	New Filed	0	11	0	0	2	0	7	0	0	26	16	37	1	100	990	10.1	1	17	3	17	38	990	3.8
	Reinstated	0	0	0	0	0	0	0	0	0	0	0	0	0	0	0	0.0	0	0	0	0	0	0	0.0
	Disposed Of	0	8	0	0	2	0	4	0	0	14	7	36	0	71	993	7.2	1	13	3	17	34	993	3.4
	End Pending	0	15	0	0	8	1	14	1	2	72	71	15	4	203	620	32.7	0	16	18	4	38	620	6.1
1st PULASKI	New Filed	0	8	0	0	7	0	11	1	0	44	17	72	0	160	12,966	1.2	1	20	26	32	79	12,966	0.6
	Reinstated	0	0	0	0	0	0	0	0	0	0	0	0	0	0	0	0.0	0	0	0	0	0	0	0.0
	Disposed Of	0	0	0	0	3	0	7	0	0	3	0	10	0	23	10,873	0.2	0	2	0	2	4	10,873	0.0
	End Pending	0	115	0	11	72	3	175	1	0	221	355	252	234	1,439	65,096	2.2	8	131	277	137	553	65,096	0.8
1st SALINE	New Filed	0	42	0	1	45	0	190	0	2	86	73	316	32	787	4,869	16.2	24	118	50	215	407	4,869	8.4
	Reinstated	0	0	0	0	0	0	1	0	0	0	0	0	0	1	1	100.0	0	0	0	0	0	1	0.0
	Disposed Of	0	50	0	1	48	0	151	0	0	86	43	317	3	699	4,391	15.9	32	145	74	201	452	4,391	10.3
	End Pending	0	96	0	117	140	5	283	0	11	251	622	463	168	2,156	5,964	36.2	91	262	212	121	686	5,964	11.5
1st UNION	New Filed	0	32	0	1	18	0	76	0	70	126	48	173	1	545	4,212	12.9	4	85	42	54	185	4,212	4.4
	Reinstated	0	0	0	0	0	0	0	0	0	0	0	0	0	0	0	0.0	0	0	0	0	0	0	0.0
	Disposed Of	0	41	0	0	21	0	63	0	71	121	53	173	18	561	3,764	14.9	2	94	34	52	182	3,764	4.8
	End Pending	0	26	0	21	54	0	49	0	61	204	91	129	6	641	5,558	11.5	7	43	48	3	101	5,558	1.8
1st WILLIAMSON	New Filed	0	167	0	35	143	0	397	0	0	408	131	976	3	2,260	16,685	13.5	83	364	198	550	1,195	16,685	7.2
	Reinstated	0	0	0	0	6	0	0	0	0	3	2	40	0	51	67	76.1	0	4	10	0	14	67	20.9
	Disposed Of	0	149	0	12	180	1	426	0	0	471	104	985	16	2,344	16,485	14.2	76	410	277	564	1,327	16,485	8.0
	End Pending	0	238	0	485	337	4	150	0	0	111	645	489	17	2,476	9,327	26.5	20	202	95	37	354	9,327	3.8

* TOTAL OF ALL CASES IN ALL CATEGORIES: CIVIL; DOMESTIC RELATIONS; CRIMINAL; QUASI-CRIMINAL; AND JUVENILE

CIVIL AND DOMESTIC RELATIONS CASELOAD, CONTINUED

CIRCUIT / COUNTY		CIVIL															DOMESTIC RELATIONS									
		ARBITRATION	CHANCERY	EMINENT DOMAIN	LAW JURY > \$50,000	LAW NON-JURY > \$50,000	LAW JURY = < \$50,000	LAW NON-JURY = < \$50,000	MUNICIPAL CORPORATION	MENTAL HEALTH	MISC. REMEDY	PROBATE	SMALL CLAIMS	TAX	TOTAL CIVIL CASES	TOTAL ALL CASES*	CIVIL CASES AS % OF ALL CASES	ADOPTION	DISSOLUTION	FAMILY	ORDER OF PROTECTION	TOTAL DOMESTIC RELATIONS CASES	TOTAL ALL CASES*	DOMESTIC RELATIONS CASES AS % OF ALL CASES		
1st CIRCUIT TOTAL	New Filed	0	406	0	41	318	0	1,369	1	77	1,127	428	2,543	181	6,491	66,348	9.8	130	897	522	1,208	2,757	66,348	4.2		
	Reinstated	0	1	0	0	6	0	3	0	0	3	3	41	0	57	78	73.1	0	5	13	1	19	78	24.4		
	Disposed Of	0	382	0	53	324	1	1,227	0	74	1,006	346	2,475	160	6,048	60,045	10.1	121	933	556	1,155	2,765	60,045	4.6		
	End Pending	0	783	7	844	920	17	1,263	7	93	2,565	2,921	2,675	994	13,089	143,585	9.1	216	1,133	1,629	1,064	4,042	143,585	2.8		
2nd CRAWFORD	New Filed	0	36	0	3	15	0	63	0	0	34	67	225	1	444	2,966	15.0	7	111	35	173	326	2,966	11.0		
	Reinstated	0	0	0	0	0	0	0	0	0	0	1	7	0	8	10	80.0	0	1	0	0	1	10	10.0		
	Disposed Of	0	35	0	3	11	0	58	0	0	24	52	271	3	457	2,903	15.7	4	108	35	171	318	2,903	11.0		
	End Pending	0	185	0	24	34	0	128	0	0	100	545	178	48	1,242	3,306	37.6	18	196	166	8	388	3,306	11.7		
2nd EDWARDS	New Filed	0	13	0	0	6	0	16	0	0	24	17	51	1	128	1,369	9.3	3	26	19	59	107	1,369	7.8		
	Reinstated	0	0	0	0	0	0	0	0	0	0	0	1	0	1	1	100.0	0	0	0	0	0	1	0.0		
	Disposed Of	0	13	0	1	3	1	19	0	0	15	24	44	2	122	1,282	9.5	1	27	5	59	92	1,282	7.2		
	End Pending	0	11	0	1	12	0	6	0	1	69	73	18	5	196	688	28.5	2	27	22	0	51	688	7.4		
2nd FRANKLIN	New Filed	0	98	0	1	84	0	210	1	0	183	82	472	3	1,134	5,661	20.0	25	213	128	478	844	5,661	14.9		
	Reinstated	0	0	0	0	0	0	0	0	0	0	0	0	0	0	0	0.0	0	0	0	0	0	0	0.0		
	Disposed Of	0	65	0	9	51	1	191	1	0	36	44	500	5	903	4,861	18.6	6	215	69	426	716	4,861	14.7		
	End Pending	0	527	0	116	317	18	778	2	4	873	883	1,146	321	4,985	11,576	43.1	134	364	800	165	1,463	11,576	12.6		
2nd GALLATIN	New Filed	0	9	0	0	4	0	16	0	0	37	14	59	1	140	1,036	13.5	1	36	10	49	96	1,036	9.3		
	Reinstated	0	0	0	0	0	0	0	0	0	0	0	0	0	0	0	0.0	0	0	0	0	0	0	0.0		
	Disposed Of	0	9	0	0	3	0	21	0	0	24	12	52	11	132	981	13.5	1	28	6	41	76	981	7.7		
	End Pending	0	44	1	2	30	0	59	5	0	86	97	97	27	448	1,273	35.2	2	69	66	56	193	1,273	15.2		
2nd HAMILTON	New Filed	0	18	0	0	7	0	18	0	0	17	26	99	2	187	1,145	16.3	2	40	18	69	129	1,145	11.3		
	Reinstated	0	0	0	0	0	0	0	0	0	0	1	0	0	1	1	100.0	0	0	0	0	0	1	0.0		
	Disposed Of	0	20	0	4	5	0	17	0	0	10	18	96	37	207	1,055	19.6	1	42	18	70	131	1,055	12.4		
	End Pending	0	15	0	5	19	0	14	2	0	42	114	44	22	277	935	29.6	7	35	19	3	64	935	6.8		
2nd HARDIN	New Filed	0	7	0	0	2	0	11	0	0	30	8	34	1	93	518	18.0	2	15	4	43	64	518	12.4		
	Reinstated	0	0	0	0	0	0	0	0	0	0	0	0	0	0	0	0.0	0	0	0	0	0	0	0.0		
	Disposed Of	0	6	0	1	1	0	8	0	0	19	11	26	2	74	466	15.9	2	13	5	39	59	466	12.7		
	End Pending	0	19	0	1	24	0	80	0	3	108	69	66	43	413	895	46.1	14	23	85	78	200	895	22.3		
2nd JEFFERSON	New Filed	0	79	3	41	33	0	193	0	0	241	92	754	2	1,438	7,697	18.7	32	173	127	185	517	7,697	6.7		
	Reinstated	0	0	0	0	0	0	2	0	0	1	0	17	0	20	20	100.0	0	0	0	0	0	20	0.0		
	Disposed Of	0	82	0	2	67	0	165	0	0	190	87	639	5	1,237	6,971	17.7	15	138	22	179	354	6,971	5.1		
	End Pending	0	89	19	125	72	44	952	0	3	621	474	1,613	200	4,212	9,975	42.2	71	138	420	75	704	9,975	7.1		
2nd LAWRENCE	New Filed	0	20	0	0	11	0	55	1	1	73	43	176	1	381	1,798	21.2	9	74	32	191	306	1,798	17.0		
	Reinstated	0	0	0	0	0	0	0	0	0	0	0	0	0	0	0	0.0	0	0	0	0	0	0	0.0		
	Disposed Of	0	17	0	2	5	0	41	1	1	58	21	155	6	307	1,537	20.0	7	54	16	180	257	1,537	16.7		
	End Pending	0	48	0	12	76	0	43	1	4	113	296	208	176	977	3,329	29.3	14	138	189	52	393	3,329	11.8		

* TOTAL OF ALL CASES IN ALL CATEGORIES: CIVIL; DOMESTIC RELATIONS; CRIMINAL; QUASI-CRIMINAL; AND JUVENILE

CIVIL AND DOMESTIC RELATIONS CASELOAD, CONTINUED

CIRCUIT / COUNTY		CIVIL															DOMESTIC RELATIONS							
		ARBITRATION	CHANCERY	EMINENT DOMAIN	LAW JURY > \$50,000	LAW NON-JURY > \$50,000	LAW JURY = < \$50,000	LAW NON-JURY = < \$50,000	MUNICIPAL CORPORATION	MENTAL HEALTH	MISC. REMEDY	PROBATE	SMALL CLAIMS	TAX	TOTAL CIVIL CASES	TOTAL ALL CASES*	CIVIL CASES AS % OF ALL CASES	ADOPTION	DISSOLUTION	FAMILY	ORDER OF PROTECTION	TOTAL DOMESTIC RELATIONS CASES	TOTAL ALL CASES*	DOMESTIC RELATIONS CASES AS % OF ALL CASES
2nd RICHLAND	New Filed	0	23	0	6	2	0	67	0	0	95	46	220	1	460	2,512	18.3	18	68	56	205	347	2,512	13.8
	Reinstated	0	0	0	0	0	0	0	0	0	0	0	0	0	0	0	0.0	0	0	0	0	0	0	0.0
	Disposed Of	0	19	0	10	4	0	57	0	0	46	60	171	6	373	2,344	15.9	19	70	44	205	338	2,344	14.4
	End Pending	0	24	0	17	11	4	28	0	1	105	197	79	6	472	2,014	23.4	3	32	47	0	82	2,014	4.1
2nd WABASH	New Filed	0	19	0	0	7	0	38	0	0	28	39	137	2	270	2,191	12.3	6	45	30	105	186	2,191	8.5
	Reinstated	0	0	0	0	0	0	0	0	0	0	0	0	0	0	0	0.0	0	0	0	0	0	0	0.0
	Disposed Of	0	22	0	1	4	0	32	0	0	8	17	114	2	200	1,905	10.5	3	42	7	86	138	1,905	7.2
	End Pending	0	72	0	5	27	1	70	0	1	96	265	202	44	783	2,354	33.3	16	77	109	73	275	2,354	11.7
2nd WAYNE	New Filed	0	22	0	0	16	0	44	0	0	47	60	131	1	321	2,388	13.4	5	77	51	167	300	2,388	12.6
	Reinstated	0	0	0	0	0	0	1	0	0	0	5	0	0	6	9	66.7	0	1	2	0	3	9	33.3
	Disposed Of	0	17	0	0	12	1	56	0	0	22	47	127	1	283	2,243	12.6	4	78	61	164	307	2,243	13.7
	End Pending	0	95	0	19	37	2	79	1	2	183	263	236	148	1,065	6,187	17.2	15	42	31	6	94	6,187	1.5
2nd WHITE	New Filed	0	34	0	1	5	0	35	0	1	80	40	178	2	376	3,141	12.0	2	57	31	153	243	3,141	7.7
	Reinstated	0	0	0	0	0	0	0	0	0	0	0	0	0	0	0	0.0	0	0	0	0	0	0	0.0
	Disposed Of	0	32	0	7	4	0	61	0	0	37	32	281	40	494	3,121	15.8	0	58	13	150	221	3,121	7.1
	End Pending	0	87	0	7	37	0	37	9	1	82	201	95	31	587	6,730	8.7	12	64	74	6	156	6,730	2.3
2nd CIRCUIT TOTAL	New Filed	0	378	3	52	192	0	766	2	2	889	534	2,536	18	5,372	32,422	16.6	112	935	541	1,877	3,465	32,422	10.7
	Reinstated	0	0	0	0	0	0	3	0	0	1	2	30	0	36	41	87.8	0	2	2	0	4	41	9.8
	Disposed Of	0	337	0	40	170	3	726	2	1	489	425	2,476	120	4,789	29,669	16.1	63	873	301	1,770	3,007	29,669	10.1
	End Pending	0	1,216	20	334	696	69	2,274	20	20	2,478	3,477	3,982	1,071	15,657	49,262	31.8	308	1,205	2,028	522	4,063	49,262	8.2
3rd BOND	New Filed	0	32	0	4	6	1	46	0	17	62	27	135	1	331	5,343	6.2	10	73	185	102	370	5,343	6.9
	Reinstated	0	0	0	0	0	0	0	0	0	0	0	0	0	0	0	0.0	0	0	0	0	0	0	0.0
	Disposed Of	0	2	0	0	3	0	2	0	11	0	5	25	0	48	5,005	1.0	8	60	4	91	163	5,005	3.3
	End Pending	0	196	0	18	378	3	342	3	21	739	465	975	67	3,207	10,329	31.0	22	271	381	27	701	10,329	6.8
3rd MADISON	New Filed	507	687	2	0	1,854	0	1,327	6	292	1,759	781	3,705	74	10,994	68,885	16.0	180	1,063	731	1,642	3,616	68,885	5.2
	Reinstated	9	3	0	18	19	0	9	0	0	3	8	21	0	90	530	17.0	1	4	6	2	13	530	2.5
	Disposed Of	532	715	0	987	758	13	1,291	6	194	1,726	609	3,779	63	10,673	64,082	16.7	192	1,104	773	1,650	3,719	64,082	5.8
	End Pending	237	1,028	7	2,604	2,841	10	1,498	10	195	1,094	3,660	3,406	629	17,219	67,152	25.6	61	654	626	302	1,643	67,152	2.4
3rd CIRCUIT TOTAL	New Filed	507	719	2	4	1,860	1	1,373	6	309	1,821	808	3,840	75	11,325	74,228	15.3	190	1,136	916	1,744	3,986	74,228	5.4
	Reinstated	9	3	0	18	19	0	9	0	0	3	8	21	0	90	530	17.0	1	4	6	2	13	530	2.5
	Disposed Of	532	717	0	987	761	13	1,293	6	205	1,726	614	3,804	63	10,721	69,087	15.5	200	1,164	777	1,741	3,882	69,087	5.6
	End Pending	237	1,224	7	2,622	3,219	13	1,840	13	216	1,833	4,125	4,381	696	20,426	77,481	26.4	83	925	1,007	329	2,344	77,481	3.0
4th CHRISTIAN	New Filed	0	64	0	0	27	0	126	21	8	161	94	735	2	1,238	5,297	23.4	11	118	101	357	587	5,297	11.1
	Reinstated	0	2	0	0	0	0	3	0	0	0	1	24	0	30	30	100.0	0	0	0	0	0	30	0.0
	Disposed Of	0	55	0	5	17	0	142	1	7	114	90	752	2	1,185	5,100	23.2	10	116	98	356	580	5,100	11.4
	End Pending	0	80	1	18	59	3	32	38	14	286	913	162	8	1,614	4,940	32.7	13	110	568	1	692	4,940	14.0

* TOTAL OF ALL CASES IN ALL CATEGORIES: CIVIL; DOMESTIC RELATIONS; CRIMINAL; QUASI-CRIMINAL; AND JUVENILE

CIVIL AND DOMESTIC RELATIONS CASELOAD, CONTINUED

CIRCUIT / COUNTY		CIVIL																DOMESTIC RELATIONS						
		ARBITRATION	CHANCERY	EMINENT DOMAIN	LAW JURY > \$50,000	LAW NON-JURY > \$50,000	LAW JURY =< \$50,000	LAW NON-JURY =< \$50,000	MUNICIPAL CORPORATION	MENTAL HEALTH	MISC. REMEDY	PROBATE	SMALL CLAIMS	TAX	TOTAL CIVIL CASES	TOTAL ALL CASES*	CIVIL CASES AS % OF ALL CASES	ADOPTION	DISSOLUTION	FAMILY	ORDER OF PROTECTION	TOTAL DOMESTIC RELATIONS CASES	TOTAL ALL CASES*	DOMESTIC RELATIONS CASES AS % OF ALL CASES
4th CLAY	New Filed	0	24	0	3	8	1	43	0	0	30	30	211	2	352	1,672	21.1	2	60	25	104	191	1,672	11.4
	Reinstated	0	0	0	0	0	0	0	0	0	0	0	2	0	2	2	100.0	0	0	0	0	0	2	0.0
	Disposed Of	0	23	0	3	10	0	51	0	0	13	74	220	4	398	1,777	22.4	2	57	28	106	193	1,777	10.9
	End Pending	0	14	0	6	4	1	10	0	0	14	76	38	16	179	630	28.4	2	42	29	0	73	630	11.6
4th CLINTON	New Filed	0	59	0	8	29	1	93	0	1	129	68	358	2	748	4,003	18.7	5	108	40	120	273	4,003	6.8
	Reinstated	0	0	0	0	0	0	1	0	0	0	0	0	0	1	1	100.0	0	0	0	0	0	1	0.0
	Disposed Of	0	64	0	0	31	0	88	0	0	79	46	348	4	660	3,764	17.5	6	96	32	122	256	3,764	6.8
	End Pending	0	53	0	31	42	11	65	0	1	200	743	151	10	1,307	3,355	39.0	3	206	129	1	339	3,355	10.1
4th EFFINGHAM	New Filed	0	42	0	26	19	1	91	0	1	139	104	562	1	986	7,790	12.7	11	125	78	163	377	7,790	4.8
	Reinstated	0	0	0	0	0	0	1	0	0	0	0	86	0	87	87	100.0	0	0	0	0	0	87	0.0
	Disposed Of	0	42	0	1	50	0	74	0	1	115	99	632	1	1,015	7,830	13.0	10	152	64	165	391	7,830	5.0
	End Pending	0	43	1	79	43	3	48	4	3	64	354	157	3	802	9,704	8.3	5	72	66	6	149	9,704	1.5
4th FAYETTE	New Filed	0	49	0	5	7	13	51	0	3	148	61	195	2	534	5,392	9.9	14	101	62	98	275	5,392	5.1
	Reinstated	0	0	0	0	0	0	0	0	0	0	0	0	0	0	0	0.0	0	0	0	0	0	0	0.0
	Disposed Of	0	35	0	2	6	13	44	0	2	26	96	219	0	443	5,010	8.8	11	89	70	84	254	5,010	5.1
	End Pending	0	57	0	16	28	2	61	6	3	450	258	130	52	1,063	5,248	20.3	6	115	48	11	180	5,248	3.4
4th JASPER	New Filed	0	13	0	1	0	0	11	0	1	18	24	62	1	131	1,689	7.8	2	37	12	52	103	1,689	6.1
	Reinstated	0	0	0	0	0	0	0	0	0	0	0	0	0	0	0	0.0	0	0	0	0	0	0	0.0
	Disposed Of	0	12	0	2	2	0	9	0	1	9	32	64	0	131	1,630	8.0	0	35	12	51	98	1,630	6.0
	End Pending	0	16	0	3	9	0	8	0	1	78	126	25	12	278	969	28.7	5	25	18	14	62	969	6.4
4th MARION	New Filed	0	90	0	20	29	2	212	1	23	155	130	494	1	1,157	8,148	14.2	13	164	190	231	598	8,148	7.3
	Reinstated	0	2	0	0	0	0	4	0	0	0	2	26	0	34	42	81.0	0	2	6	0	8	42	19.0
	Disposed Of	0	74	0	2	33	1	191	0	21	90	100	490	0	1,002	7,802	12.8	7	175	198	229	609	7,802	7.8
	End Pending	0	83	0	62	26	3	60	1	1	58	504	126	6	930	4,338	21.4	8	74	76	2	160	4,338	3.7
4th MONTGOMERY	New Filed	0	62	0	9	21	0	102	0	11	145	65	311	1	727	7,670	9.5	8	139	73	273	493	7,670	6.4
	Reinstated	0	0	0	0	0	0	2	0	0	0	0	6	0	8	9	88.9	0	0	1	0	1	9	11.1
	Disposed Of	0	50	0	5	20	0	81	0	8	100	61	275	3	603	7,171	8.4	5	138	60	268	471	7,171	6.6
	End Pending	0	74	0	19	50	0	62	0	7	249	394	237	12	1,104	6,676	16.5	10	80	109	13	212	6,676	3.2
4th SHELBY	New Filed	0	25	0	8	10	0	46	0	0	59	75	273	3	499	2,247	22.2	8	73	37	164	282	2,247	12.6
	Reinstated	0	0	0	0	0	0	0	0	0	0	0	0	0	0	0	0.0	0	0	0	0	0	0	0.0
	Disposed Of	0	34	0	0	13	1	50	0	0	66	71	323	3	561	2,314	24.2	8	89	15	163	275	2,314	11.9
	End Pending	0	26	0	21	16	1	11	0	0	16	267	102	4	464	1,486	31.2	5	65	19	4	93	1,486	6.3
4th CIRCUIT TOTAL	New Filed	0	428	0	80	150	18	775	22	48	984	651	3,201	15	6,372	43,908	14.5	74	925	618	1,562	3,179	43,908	7.2
	Reinstated	0	4	0	0	0	0	11	0	0	0	3	144	0	162	171	94.7	0	2	7	0	9	171	5.3
	Disposed Of	0	389	0	20	182	15	730	1	40	612	669	3,323	17	5,998	42,398	14.1	59	947	577	1,544	3,127	42,398	7.4
	End Pending	0	446	2	255	277	24	357	49	30	1,415	3,635	1,128	123	7,741	37,346	20.7	57	789	1,062	52	1,960	37,346	5.2

* TOTAL OF ALL CASES IN ALL CATEGORIES: CIVIL; DOMESTIC RELATIONS; CRIMINAL; QUASI-CRIMINAL; AND JUVENILE

CIVIL AND DOMESTIC RELATIONS CASELOAD, CONTINUED

CIRCUIT / COUNTY		CIVIL															DOMESTIC RELATIONS									
		ARBITRATION	CHANCERY	EMINENT DOMAIN	LAW JURY > \$50,000	LAW NON-JURY > \$50,000	LAW JURY ≤ \$50,000	LAW NON-JURY ≤ \$50,000	MUNICIPAL CORPORATION	MENTAL HEALTH	MISC. REMEDY	PROBATE	SMALL CLAIMS	TAX	TOTAL CIVIL CASES	TOTAL ALL CASES*	CIVIL CASES AS % OF ALL CASES	ADOPTION	DISSOLUTION	FAMILY	ORDER OF PROTECTION	TOTAL DOMESTIC RELATIONS CASES	TOTAL ALL CASES*	DOMESTIC RELATIONS CASES AS % OF ALL CASES		
5th CLARK	New Filed	0	32	0	0	0	0	0	0	1	67	52	159	2	367	3,232	11.4	3	61	22	89	175	3,232	5.4		
	Reinstated	0	0	0	0	1	0	0	0	0	0	1	0	0	2	2	100.0	0	0	0	0	0	2	0.0		
	Disposed Of	0	17	0	0	12	0	34	0	0	11	25	172	0	271	2,889	9.4	0	31	5	46	82	2,889	2.8		
	End Pending	0	60	4	24	47	3	88	0	1	175	302	233	6	943	3,795	24.8	5	105	98	139	347	3,795	9.1		
5th COLES	New Filed	0	59	1	0	52	1	409	0	65	479	107	956	7	2,136	9,607	22.2	78	222	123	265	688	9,607	7.2		
	Reinstated	0	0	0	0	0	0	0	0	0	0	0	0	0	0	0	0.0	0	0	0	0	0	0	0.0		
	Disposed Of	0	32	0	0	27	0	249	0	48	238	49	842	0	1,485	7,784	19.1	0	118	6	251	375	7,784	4.8		
	End Pending	0	422	5	67	335	8	1,566	1	55	1,717	689	2,512	190	7,567	22,400	33.8	358	699	1,147	412	2,616	22,400	11.7		
5th CUMBERLAND	New Filed	0	16	0	0	9	0	17	0	0	34	26	86	1	189	1,718	11.0	2	54	22	59	137	1,718	8.0		
	Reinstated	0	0	0	0	0	0	0	0	0	0	0	0	0	0	1	0.0	0	0	0	1	1	1	100.0		
	Disposed Of	0	12	0	3	4	0	14	0	0	1	15	83	0	132	1,535	8.6	0	41	4	38	83	1,535	5.4		
	End Pending	0	161	0	18	61	4	187	0	4	207	429	405	75	1,551	5,164	30.0	41	173	213	174	601	5,164	11.6		
5th EDGAR	New Filed	0	44	0	0	19	0	81	0	0	70	57	196	1	468	2,391	19.6	5	95	50	94	244	2,391	10.2		
	Reinstated	0	0	0	0	0	0	0	0	0	0	0	0	0	0	0	0.0	0	0	0	0	0	0	0.0		
	Disposed Of	0	13	0	1	8	1	4	0	0	21	7	76	0	131	1,656	7.9	3	94	6	48	151	1,656	9.1		
	End Pending	0	121	11	40	56	0	305	55	0	257	682	676	38	2,241	4,810	46.6	17	179	165	84	445	4,810	9.3		
5th VERMILION	New Filed	0	157	0	36	29	3	794	1	1	683	218	1,198	1	3,123	13,860	22.9	42	290	304	632	1,268	13,860	9.1		
	Reinstated	0	0	0	0	0	0	0	0	0	0	0	0	0	0	63	0.0	0	0	0	0	0	63	0.0		
	Disposed Of	0	114	0	28	34	102	332	0	0	233	91	952	0	1,886	10,532	17.9	8	14	27	384	433	10,532	4.1		
	End Pending	0	476	21	18	449	-99	2,343	4	77	2,177	2,857	2,397	153	10,873	26,259	41.4	115	1,059	1,240	811	3,225	26,259	12.3		
5th CIRCUIT TOTAL	New Filed	0	308	1	36	123	4	1,343	1	67	1,333	460	2,595	12	6,283	30,808	20.4	130	722	521	1,139	2,512	30,808	8.2		
	Reinstated	0	0	0	0	1	0	0	0	0	0	1	0	0	2	66	3.0	0	0	0	1	1	66	1.5		
	Disposed Of	0	188	0	32	85	103	633	0	48	504	187	2,125	0	3,905	24,396	16.0	11	298	48	767	1,124	24,396	4.6		
	End Pending	0	1,240	41	167	948	-84	4,489	60	137	4,533	4,959	6,223	462	23,175	62,428	37.1	536	2,219	2,863	1,620	7,234	62,428	11.6		
6th CHAMPAIGN	New Filed	0	263	14	0	208	0	1,787	0	18	1,304	347	2,004	134	6,079	30,435	20.0	81	617	425	878	2,001	30,435	6.6		
	Reinstated	0	13	1	3	0	3	10	0	0	3	0	36	0	69	1,263	5.5	0	0	2	1	3	1,263	0.2		
	Disposed Of	0	208	4	114	31	5	758	0	4	1,087	323	1,831	39	4,404	29,844	14.8	89	461	385	1,034	1,965	29,844	6.6		
	End Pending	0	1,533	28	383	1,844	5	7,993	4	49	2,394	4,243	3,825	405	22,706	45,330	50.1	206	1,810	3,802	140	5,958	45,330	13.1		
6th DEWITT	New Filed	0	31	0	0	12	0	42	0	0	87	60	174	1	407	2,581	15.8	10	71	33	140	254	2,581	9.8		
	Reinstated	0	0	0	0	0	0	0	0	0	0	0	1	0	1	1	100.0	0	0	0	0	0	1	0.0		
	Disposed Of	0	34	0	1	6	1	64	0	0	4	87	152	0	349	2,436	14.3	2	22	5	129	158	2,436	6.5		
	End Pending	0	64	5	7	60	1	85	1	1	774	313	117	56	1,484	4,179	35.5	58	386	340	233	1,017	4,179	24.3		
6th DOUGLAS	New Filed	0	34	0	5	3	0	69	0	0	74	48	185	1	419	3,388	12.4	5	40	15	69	129	3,388	3.8		
	Reinstated	0	0	0	1	0	0	0	0	0	0	1	9	0	11	11	100.0	0	0	0	0	0	11	0.0		
	Disposed Of	0	32	0	9	5	1	56	0	0	67	32	214	4	420	3,285	12.8	4	57	23	69	153	3,285	4.7		
	End Pending	0	33	0	17	4	1	44	0	0	22	170	129	2	422	3,090	13.7	7	43	23	4	77	3,090	2.5		

* TOTAL OF ALL CASES IN ALL CATEGORIES: CIVIL; DOMESTIC RELATIONS; CRIMINAL; QUASI-CRIMINAL; AND JUVENILE

CIVIL AND DOMESTIC RELATIONS CASELOAD, CONTINUED

CIRCUIT / COUNTY		CIVIL															DOMESTIC RELATIONS							
		ARBITRATION	CHANCERY	EMINENT DOMAIN	LAW JURY > \$50,000	LAW NON-JURY > \$50,000	LAW JURY =< \$50,000	LAW NON-JURY =< \$50,000	CORPORATION	MENTAL HEALTH	MISC. REMEDY	PROBATE	SMALL CLAIMS	TAX	TOTAL CIVIL CASES	TOTAL ALL CASES*	CIVIL CASES AS % OF ALL CASES	ADOPTION	DISSOLUTION	FAMILY	ORDER OF PROTECTION	TOTAL DOMESTIC RELATIONS CASES	TOTAL ALL CASES*	DOMESTIC RELATIONS CASES AS % OF ALL CASES
6th MACON	New Filed	0	224	1	14	110	0	871	4	12	1,026	334	1,522	1	4,119	22,810	18.1	54	443	463	672	1,632	22,810	7.2
	Reinstated	0	0	0	0	0	0	1	0	0	1	0	43	0	45	53	84.9	0	3	5	0	8	53	15.1
	Disposed Of	0	179	1	4	113	0	864	1	8	792	343	1,669	3	3,977	20,954	19.0	67	382	354	493	1,296	20,954	6.2
	End	0	242	0	81	206	0	412	10	4	662	1,667	915	17	4,216	15,577	27.1	29	552	823	239	1,643	15,577	10.5
6th MOULTRIE	New Filed	0	26	0	2	2	0	47	0	0	72	53	109	2	313	2,213	14.1	5	43	27	80	155	2,213	7.0
	Reinstated	0	0	0	0	0	0	0	0	0	0	0	2	0	2	2	100.0	0	0	0	0	0	2	0.0
	Disposed Of	0	18	0	1	3	0	46	0	0	53	36	127	0	284	2,140	13.3	5	51	22	78	156	2,140	7.3
	End	0	21	0	3	4	1	16	0	0	17	165	35	8	270	971	27.8	0	21	12	1	34	971	3.5
6th PIATT	New Filed	0	29	0	3	4	0	37	0	0	101	46	122	3	345	2,359	14.6	1	48	31	130	210	2,359	8.9
	Reinstated	0	0	0	0	0	0	0	0	0	1	0	0	0	1	1	100.0	0	0	0	0	0	1	0.0
	Disposed Of	0	10	1	2	4	0	24	0	0	57	1	55	1	155	1,877	8.3	2	39	4	124	169	1,877	9.0
	End	0	146	2	19	25	2	19	0	0	72	429	360	24	1,098	3,106	35.4	6	191	194	2	393	3,106	12.7
6th CIRCUIT TOTAL	New Filed	0	607	15	24	339	0	2,853	4	30	2,664	888	4,116	142	11,682	63,786	18.3	156	1,262	994	1,969	4,381	63,786	6.9
	Reinstated	0	13	1	4	0	3	11	0	5	1	91	0	129	1,331	9.7	0	3	7	1	11	11	1,331	0.8
	Disposed Of	0	481	6	131	162	7	1,812	1	12	2,060	822	4,048	47	9,589	60,536	15.8	169	1,012	793	1,927	3,901	60,536	6.4
	End	0	2,039	35	510	2,143	10	8,569	15	54	3,941	6,987	5,381	512	30,196	72,253	41.8	306	3,003	5,194	619	9,122	72,253	12.6
7th GREENE	New Filed	0	17	0	3	5	1	45	0	1	37	38	176	33	356	2,482	14.3	6	54	22	127	209	2,482	8.4
	Reinstated	0	0	0	0	0	0	0	0	0	0	1	2	0	3	32	9.4	0	0	0	0	0	32	0.0
	Disposed Of	0	19	0	3	8	1	52	0	1	38	41	157	30	350	2,476	14.1	6	48	11	132	197	2,476	8.0
	End	0	11	0	13	11	0	6	0	0	5	76	67	15	204	977	20.9	3	35	31	11	80	977	8.2
7th JERSEY	New Filed	0	50	1	0	31	0	65	0	4	100	78	263	16	608	5,844	10.4	16	73	63	117	269	5,844	4.6
	Reinstated	0	0	0	0	0	0	0	0	0	0	0	0	0	0	0	0.0	0	0	0	0	0	0	0.0
	Disposed Of	0	47	1	0	22	0	67	0	0	100	54	263	11	565	5,418	10.4	15	76	60	114	265	5,418	4.9
	End	0	32	2	4	52	1	23	0	5	14	400	58	9	600	3,306	18.1	4	36	28	6	74	3,306	2.2
7th MACOUPIN	New Filed	0	116	0	10	22	5	166	0	18	155	133	569	1	1,195	10,571	11.3	22	162	109	476	769	10,571	7.3
	Reinstated	0	0	0	0	0	0	1	0	0	0	0	5	0	6	8	75.0	0	0	0	2	2	8	25.0
	Disposed Of	0	116	0	1	23	0	139	0	2	132	84	550	2	1,049	9,964	10.5	23	174	96	421	714	9,964	7.2
	End	0	79	0	71	51	6	119	20	41	141	796	1,522	17	2,863	11,744	24.4	16	130	503	310	959	11,744	8.2
7th MORGAN	New Filed	0	56	0	6	22	0	216	0	2	180	100	564	1	1,147	4,818	23.8	9	136	65	330	540	4,818	11.2
	Reinstated	0	0	0	0	1	0	3	0	0	0	0	0	0	4	11	36.4	0	0	0	0	0	11	0.0
	Disposed Of	0	63	0	16	14	1	249	0	2	178	88	535	1	1,147	4,791	23.9	10	138	64	331	543	4,791	11.3
	End	0	39	0	22	32	1	53	0	0	51	768	598	7	1,571	2,967	52.9	5	82	69	0	156	2,967	5.3
7th SANGAMON	New Filed	0	437	1	147	135	54	1,855	2	312	918	703	5,234	5	9,803	46,857	20.9	119	827	694	2,513	4,153	46,857	8.9
	Reinstated	0	0	0	0	0	0	0	0	0	0	0	0	0	0	0	0.0	0	0	0	0	0	0	0.0
	Disposed Of	0	683	1	142	51	23	1,657	3	333	1,240	1,084	8,920	8	14,145	59,485	23.8	158	1,701	1,634	2,925	6,418	59,485	10.8
	End	0	2,405	4	613	838	687	3,010	15	14	1,713	5,781	15,177	1,095	31,352	70,502	44.5	128	1,726	2,933	289	5,076	70,502	7.2

* TOTAL OF ALL CASES IN ALL CATEGORIES: CIVIL; DOMESTIC RELATIONS; CRIMINAL; QUASI-CRIMINAL; AND JUVENILE

CIVIL AND DOMESTIC RELATIONS CASELOAD, CONTINUED

CIRCUIT / COUNTY		CIVIL															DOMESTIC RELATIONS							
		ARBITRATION	CHANCERY	EMINENT DOMAIN	LAW JURY > \$50,000	LAW NON-JURY > \$50,000	LAW JURY = < \$50,000	LAW NON-JURY = < \$50,000	CORPORATION	MUNICIPAL	MENTAL HEALTH	MISC. REMEDY	PROBATE	SMALL CLAIMS	TAX	TOTAL CIVIL CASES	TOTAL ALL CASES*	CIVIL CASES AS % OF ALL CASES	ADOPTION	DISSOLUTION	FAMILY	ORDER OF PROTECTION	TOTAL DOMESTIC RELATIONS CASES	TOTAL ALL CASES*
7th SCOTT	New Filed	0	6	0	2	1	0	18	0	0	13	20	65	2	127	1,063	11.9	3	20	12	31	66	1,063	6.2
	Reinstated	0	0	0	0	0	0	0	0	0	0	0	0	0	0	0	0.0	0	0	0	0	0	0	0.0
	Disposed Of	0	8	0	0	0	0	11	0	0	4	10	60	1	94	958	9.8	1	10	2	20	33	958	3.4
	End Pending	0	12	0	4	10	1	22	0	1	64	161	72	13	360	1,204	29.9	5	37	64	6	112	1,204	9.3
7th CIRCUIT TOTAL	New Filed	0	682	2	168	216	60	2,365	2	337	1,403	1,072	6,871	58	13,236	71,635	18.5	175	1,272	965	3,594	6,006	71,635	8.4
	Reinstated	0	0	0	0	1	0	4	0	0	0	1	7	0	13	51	25.5	0	0	0	2	2	51	3.9
	Disposed Of	0	936	2	162	118	25	2,175	3	338	1,692	1,361	10,485	53	17,350	83,092	20.9	213	2,147	1,867	3,943	8,170	83,092	9.8
	End Pending	0	2,578	6	727	994	696	3,233	35	61	1,988	7,982	17,494	1,156	36,950	90,700	40.7	161	2,046	3,628	622	6,457	90,700	7.1
8th ADAMS	New Filed	0	101	0	1	58	0	303	0	469	232	175	1,820	6	3,165	13,434	23.6	47	272	218	526	1,063	13,434	7.9
	Reinstated	0	0	0	0	0	0	0	0	0	0	0	0	0	0	11	0.0	0	0	11	0	11	11	100.0
	Disposed Of	0	112	0	1	46	0	265	0	509	253	154	1,575	9	2,924	12,982	22.5	41	233	161	474	909	12,982	7.0
	End Pending	0	50	0	9	110	0	126	2	36	50	683	1,367	11	2,444	8,451	28.9	13	142	137	157	449	8,451	5.3
8th BROWN	New Filed	0	10	0	0	4	0	9	0	0	32	17	71	2	145	987	14.7	4	22	18	44	88	987	8.9
	Reinstated	0	0	0	0	0	0	0	0	0	1	0	0	0	1	1	100.0	0	0	0	0	0	1	0.0
	Disposed Of	0	11	0	1	1	0	4	0	0	27	6	70	0	120	934	12.8	2	23	7	44	76	934	8.1
	End Pending	0	8	0	2	5	0	8	0	0	56	74	23	5	181	682	26.5	12	16	29	1	58	682	8.5
8th CALHOUN	New Filed	0	6	0	2	2	0	6	0	0	11	12	30	2	71	527	13.5	0	12	3	13	28	527	5.3
	Reinstated	0	0	0	0	0	0	0	0	0	0	0	0	0	0	0	0.0	0	0	0	0	0	0	0.0
	Disposed Of	0	7	0	0	1	0	4	0	0	11	11	25	0	59	510	11.6	1	10	2	11	24	510	4.7
	End Pending	0	7	0	4	3	0	2	0	0	23	54	12	10	115	398	28.9	0	9	4	3	16	398	4.0
8th CASS	New Filed	0	25	0	1	7	0	54	0	0	20	30	197	1	335	2,314	14.5	6	47	60	99	212	2,314	9.2
	Reinstated	0	0	0	0	0	0	0	0	0	0	0	2	0	2	2	100.0	0	0	0	0	0	2	0.0
	Disposed Of	0	23	0	2	7	0	52	0	0	25	46	194	3	352	1,917	18.4	7	33	35	96	171	1,917	8.9
	End Pending	0	28	0	8	8	1	18	1	0	22	151	68	3	308	1,812	17.0	7	52	53	15	127	1,812	7.0
8th MASON	New Filed	0	37	0	3	3	0	36	0	0	43	59	160	1	342	3,489	9.8	7	38	33	121	199	3,489	5.7
	Reinstated	0	0	0	0	0	0	0	0	0	0	0	0	0	0	0	0.0	0	0	0	0	0	0	0.0
	Disposed Of	0	25	0	4	2	0	33	1	0	45	30	163	1	304	3,346	9.1	0	40	15	114	169	3,346	5.1
	End Pending	0	118	1	8	11	1	43	15	4	63	403	187	49	903	3,483	25.9	24	40	189	83	336	3,483	9.6
8th MENARD	New Filed	0	28	0	1	3	0	23	0	0	35	38	94	1	223	1,037	21.5	13	50	12	74	149	1,037	14.4
	Reinstated	0	0	0	0	1	0	2	0	0	0	0	2	0	5	6	83.3	0	0	0	0	0	6	0.0
	Disposed Of	0	27	0	4	4	0	19	0	0	25	42	94	1	216	1,017	21.2	14	50	20	76	160	1,017	15.7
	End Pending	0	23	0	3	3	0	14	1	0	21	134	27	4	230	691	33.3	2	26	11	7	46	691	6.7
8th PIKE	New Filed	0	28	2	7	14	0	39	0	26	135	68	308	2	629	3,808	16.5	9	57	30	118	214	3,808	5.6
	Reinstated	0	0	0	0	0	0	0	0	0	0	0	0	0	0	1	0.0	0	0	0	1	1	1	100.0
	Disposed Of	0	18	0	5	5	0	28	0	20	94	21	265	0	456	3,465	13.2	3	42	20	111	176	3,465	5.1
	End Pending	0	75	3	21	31	1	101	21	14	274	312	323	112	1,288	5,675	22.7	10	83	76	61	230	5,675	4.1

* TOTAL OF ALL CASES IN ALL CATEGORIES: CIVIL; DOMESTIC RELATIONS; CRIMINAL; QUASI-CRIMINAL; AND JUVENILE

CIVIL AND DOMESTIC RELATIONS CASELOAD, CONTINUED

CIRCUIT / COUNTY		CIVIL															DOMESTIC RELATIONS							
		ARBITRATION	CHANCERY	EMINENT DOMAIN	LAW JURY > \$50,000	LAW NON-JURY > \$50,000	LAW JURY = < \$50,000	LAW NON-JURY = < \$50,000	MUNICIPAL CORPORATION	MENTAL HEALTH	MISC. REMEDY	PROBATE	SMALL CLAIMS	TAX	TOTAL CIVIL CASES	TOTAL ALL CASES*	CIVIL CASES AS % OF ALL CASES	ADOPTION	DISSOLUTION	FAMILY	ORDER OF PROTECTION	TOTAL DOMESTIC RELATIONS CASES	TOTAL ALL CASES*	DOMESTIC RELATIONS CASES AS % OF ALL CASES
8th SCHUYLER	New Filed	0	16	0	6	2	3	20	0	0	21	20	168	1	257	1,896	13.6	2	14	8	28	52	1,896	2.7
	Reinstated	0	0	0	0	1	0	0	0	0	0	0	2	0	3	3	100.0	0	0	0	0	0	3	0.0
	Disposed Of	0	15	0	3	7	0	27	0	0	37	21	141	0	251	1,853	13.5	3	23	28	25	79	1,853	4.3
	End Pending	0	17	0	17	3	2	9	4	1	16	84	66	19	238	1,371	17.4	1	12	11	5	29	1,371	2.1
8th CIRCUIT TOTAL	New Filed	0	251	2	21	93	3	490	0	495	529	419	2,848	16	5,167	27,492	18.8	88	512	382	1,023	2,005	27,492	7.3
	Reinstated	0	0	0	0	2	0	2	0	0	1	0	6	0	11	24	45.8	0	0	11	1	12	24	50.0
	Disposed Of	0	238	0	20	73	0	432	1	529	517	331	2,527	14	4,682	26,024	18.0	71	454	288	951	1,764	26,024	6.8
	End Pending	0	326	4	72	174	5	321	44	55	525	1,895	2,073	213	5,707	22,563	25.3	69	380	510	332	1,291	22,563	5.7
9th FULTON	New Filed	0	93	1	14	23	0	141	1	1	167	111	485	49	1,086	5,688	19.1	16	103	89	340	548	5,688	9.6
	Reinstated	0	0	0	0	1	0	0	0	0	0	1	10	0	12	12	100.0	0	0	0	0	0	12	0.0
	Disposed Of	0	76	1	7	12	1	133	1	1	142	66	412	66	918	5,279	17.4	8	111	84	341	544	5,279	10.3
	End Pending	0	126	3	43	45	0	124	0	0	112	516	356	23	1,348	4,235	31.8	14	81	61	42	198	4,235	4.7
9th HANCOCK	New Filed	0	22	0	13	0	0	40	0	1	91	52	212	36	467	2,171	21.5	4	60	46	83	193	2,171	8.9
	Reinstated	0	0	0	0	0	0	0	0	0	0	0	0	0	0	0	0.0	0	0	0	0	0	0	0.0
	Disposed Of	0	26	2	8	0	0	34	0	1	110	92	193	43	509	2,128	23.9	5	66	39	84	194	2,128	9.1
	End Pending	0	32	0	27	0	0	48	0	0	15	193	305	33	653	2,172	30.1	2	82	57	77	218	2,172	10.0
9th HENDERSON	New Filed	0	18	3	1	15	0	13	3	3	53	35	55	1	200	2,674	7.5	6	35	26	46	113	2,674	4.2
	Reinstated	0	0	0	0	0	0	0	0	0	0	0	0	0	0	0	0.0	0	0	0	0	0	0	0.0
	Disposed Of	0	16	3	0	5	0	10	3	3	48	20	55	3	166	2,969	5.6	6	38	26	49	119	2,969	4.0
	End Pending	0	13	0	1	23	0	18	0	0	23	221	52	4	355	1,043	34.0	3	23	40	6	72	1,043	6.9
9th KNOX	New Filed	0	94	0	19	31	6	410	0	43	177	190	583	2	1,555	11,272	13.8	19	170	152	470	811	11,272	7.2
	Reinstated	0	0	0	0	0	0	0	0	0	0	0	0	0	0	0	0.0	0	0	0	0	0	0	0.0
	Disposed Of	0	95	1	18	30	3	399	1	44	201	245	568	34	1,639	11,076	14.8	23	150	190	450	813	11,076	7.3
	End Pending	0	55	1	0	110	40	81	0	1	120	1,001	467	4	1,880	9,820	19.1	11	259	155	126	551	9,820	5.6
9th MCDONOUGH	New Filed	0	44	0	12	6	0	101	0	1	165	80	385	69	863	4,463	19.3	15	78	52	147	292	4,463	6.5
	Reinstated	0	0	0	0	0	0	0	0	0	0	0	0	0	0	0	0.0	0	0	0	0	0	0	0.0
	Disposed Of	0	43	0	8	5	0	82	0	1	104	62	342	72	719	4,157	17.3	13	73	38	137	261	4,157	6.3
	End Pending	0	120	0	34	15	26	324	0	6	471	681	1,000	43	2,720	6,845	39.7	8	180	348	307	843	6,845	12.3
9th WARREN	New Filed	0	25	0	0	14	0	49	0	4	76	57	140	3	368	2,754	13.4	3	56	44	87	190	2,754	6.9
	Reinstated	0	0	0	0	0	0	0	0	0	0	0	0	0	0	0	0.0	0	0	0	0	0	0	0.0
	Disposed Of	0	17	0	1	6	0	39	0	4	103	107	147	0	424	2,971	14.3	9	48	30	68	155	2,971	5.2
	End Pending	0	32	0	5	27	0	43	0	3	17	166	56	27	376	2,350	16.0	6	60	110	13	189	2,350	8.0
9th CIRCUIT TOTAL	New Filed	0	296	4	59	89	6	754	4	53	729	525	1,860	160	4,539	29,022	15.6	63	502	409	1,173	2,147	29,022	7.4
	Reinstated	0	0	0	0	1	0	0	0	0	0	1	10	0	12	12	100.0	0	0	0	0	0	12	0.0
	Disposed Of	0	273	7	42	58	4	697	5	54	708	592	1,717	218	4,375	28,580	15.3	64	486	407	1,129	2,086	28,580	7.3
	End Pending	0	378	4	110	220	66	638	0	10	758	2,778	2,236	134	7,332	26,465	27.7	44	685	771	571	2,071	26,465	7.8

* TOTAL OF ALL CASES IN ALL CATEGORIES: CIVIL; DOMESTIC RELATIONS; CRIMINAL; QUASI-CRIMINAL; AND JUVENILE

CIVIL AND DOMESTIC RELATIONS CASELOAD, CONTINUED

CIRCUIT / COUNTY		CIVIL															DOMESTIC RELATIONS							
		ARBITRATION	CHANCERY	EMINENT DOMAIN	LAW JURY > \$50,000	LAW / NON-JURY > \$50,000	LAW JURY = < \$50,000	LAW / NON-JURY = < \$50,000	MUNICIPAL CORPORATION	MENTAL HEALTH	MISC. REMEDY	PROBATE	SMALL CLAIMS	TAX	TOTAL CIVIL CASES	TOTAL ALL CASES*	CIVIL CASES AS % OF ALL CASES	ADOPTION	DISSOLUTION	FAMILY	ORDER OF PROTECTION	TOTAL DOMESTIC RELATIONS CASES	TOTAL ALL CASES*	DOMESTIC RELATIONS CASES AS % OF ALL CASES
10th MARSHALL	New Filed	0	37	0	1	4	2	44	0	0	40	33	144	1	306	1,452	21.1	4	42	22	55	123	1,452	8.5
	Reinstated	0	0	0	0	0	0	0	0	0	0	0	0	0	0	0	0.0	0	0	0	0	0	0	0.0
	Disposed Of	0	38	0	1	8	0	50	0	0	25	66	138	1	327	1,340	24.4	4	35	28	53	120	1,340	9.0
	End Pending	0	15	0	5	5	2	6	0	0	18	136	30	2	219	1,198	18.3	0	21	7	2	30	1,198	2.5
10th PEORIA	New Filed	0	487	0	17	398	10	1,879	0	255	1,061	471	2,376	197	7,151	31,613	22.6	154	575	750	1,573	3,052	31,613	9.7
	Reinstated	0	0	0	0	0	0	0	0	0	0	0	0	0	0	53	0.0	0	0	0	0	0	53	0.0
	Disposed Of	0	490	2	36	307	5	1,890	0	342	613	627	2,152	212	6,676	32,173	20.8	248	554	1,906	1,845	4,553	32,173	14.2
	End Pending	0	286	0	70	588	21	449	0	7	707	114	1,627	83	3,952	28,437	13.9	34	427	1,728	184	2,373	28,437	8.3
10th PUTNAM	New Filed	0	8	0	0	4	0	10	0	0	32	21	86	4	165	1,026	16.1	1	14	3	11	29	1,026	2.8
	Reinstated	0	0	0	0	0	0	0	0	0	0	0	0	0	0	1	0.0	0	1	0	0	1	1	100.0
	Disposed Of	0	6	0	2	3	0	8	0	0	17	12	73	2	123	911	13.5	0	11	2	8	21	911	2.3
	End Pending	0	11	0	3	10	1	9	0	0	50	66	42	20	212	708	29.9	2	29	14	8	53	708	7.5
10th STARK	New Filed	0	11	0	1	0	0	15	0	0	5	33	51	1	117	1,264	9.3	1	19	9	19	48	1,264	3.8
	Reinstated	0	0	0	0	0	0	0	0	0	0	0	0	0	0	0	0.0	0	0	0	0	0	0	0.0
	Disposed Of	0	15	0	2	2	0	14	0	0	4	18	45	1	101	1,133	8.9	0	16	10	17	43	1,133	3.8
	End Pending	0	13	0	4	2	0	2	0	0	5	114	22	3	165	580	28.4	1	10	9	2	22	580	3.8
10th TAZEWELL	New Filed	0	310	0	11	100	0	577	0	0	140	175	1,422	23	2,758	26,349	10.5	27	312	193	975	1,507	26,349	5.7
	Reinstated	0	0	0	0	0	0	0	0	0	2	0	0	0	2	465	0.4	0	0	0	1	1	465	0.2
	Disposed Of	0	278	0	5	64	2	397	0	0	47	143	951	51	1,938	24,890	7.8	4	372	125	952	1,453	24,890	5.8
	End Pending	0	561	5	173	230	21	796	1	0	464	2,519	1,824	146	6,740	15,598	43.2	59	417	355	90	921	15,598	5.9
10th CIRCUIT TOTAL	New Filed	0	853	0	30	506	12	2,525	0	255	1,278	733	4,079	226	10,497	61,704	17.0	187	962	977	2,633	4,759	61,704	7.7
	Reinstated	0	0	0	0	0	0	0	0	0	2	0	0	0	2	519	0.4	0	1	0	1	2	519	0.4
	Disposed Of	0	827	2	46	384	7	2,359	0	342	706	866	3,359	267	9,165	60,447	15.2	256	988	2,071	2,875	6,190	60,447	10.2
	End Pending	0	886	5	255	835	45	1,262	1	7	1,244	2,949	3,545	254	11,288	46,521	24.3	96	904	2,113	286	3,399	46,521	7.3
11th FORD	New Filed	14	31	0	2	10	0	28	0	2	47	35	134	1	304	1,865	16.3	2	43	20	94	159	1,865	8.5
	Reinstated	0	0	0	0	0	0	0	0	0	0	0	0	0	0	0	0.0	0	0	0	0	0	0	0.0
	Disposed Of	4	8	0	0	4	0	10	0	1	14	14	145	19	219	1,503	14.6	1	27	3	88	119	1,503	7.9
	End Pending	38	71	0	22	48	2	49	0	1	154	331	274	31	1,021	5,031	20.3	13	61	71	15	160	5,031	3.2
11th LIVINGSTON	New Filed	0	69	0	7	35	0	178	0	2	168	119	491	2	1,071	6,094	17.6	15	100	60	226	401	6,094	6.6
	Reinstated	0	1	0	0	0	0	0	0	0	0	0	0	0	1	1	100.0	0	0	0	0	0	1	0.0
	Disposed Of	0	74	0	7	16	0	173	0	1	134	101	461	0	967	5,948	16.3	19	89	38	227	373	5,948	6.3
	End Pending	0	75	4	33	48	1	65	0	1	102	325	151	13	818	6,351	12.9	5	85	46	0	136	6,351	2.1
11th LOGAN	New Filed	0	60	0	6	14	0	115	0	2	148	80	716	2	1,143	6,444	17.7	19	97	66	319	501	6,444	7.8
	Reinstated	0	0	0	0	0	0	0	0	0	0	0	0	0	0	0	0.0	0	0	0	0	0	0	0.0
	Disposed Of	0	59	0	1	12	0	102	0	2	124	55	659	1	1,015	6,150	16.5	12	95	69	266	442	6,150	7.2
	End Pending	0	49	0	26	21	1	31	31	0	62	1,165	158	8	1,552	5,925	26.2	8	75	68	3	154	5,925	2.6

* TOTAL OF ALL CASES IN ALL CATEGORIES: CIVIL; DOMESTIC RELATIONS; CRIMINAL; QUASI-CRIMINAL; AND JUVENILE

CIVIL AND DOMESTIC RELATIONS CASELOAD, CONTINUED

CIRCUIT / COUNTY		CIVIL														DOMESTIC RELATIONS								
		ARBITRATION	CHANGERY	EMINENT DOMAIN	LAW JURY > \$50,000	LAW NON-JURY > \$50,000	LAW JURY = < \$50,000	LAW NON-JURY = < \$50,000	MUNICIPAL CORPORATION	MENTAL HEALTH	MISC. REMEDY	PROBATE	SMALL CLAIMS	TAX	TOTAL CIVIL CASES	TOTAL ALL CASES*	CIVIL CASES AS % OF ALL CASES	ADOPTION	DISSOLUTION	FAMILY	ORDER OF PROTECTION	TOTAL DOMESTIC RELATIONS CASES	TOTAL ALL CASES*	DOMESTIC RELATIONS CASES AS % OF ALL CASES
11th MCLEAN	New Filed	313	284	0	85	99	0	1,115	0	471	664	309	2,177	0	5,517	32,866	16.8	77	508	273	725	1,583	32,866	4.8
	Reinstated	62	0	0	0	1	4	46	0	0	0	0	532	0	645	1,303	49.5	0	8	45	0	53	1,303	4.1
	Disposed Of	321	318	3	92	108	1	1,096	0	489	1,411	590	2,545	0	6,974	35,842	19.5	96	742	561	723	2,122	35,842	5.9
	End Pending	162	398	9	152	340	5	343	0	3	206	1,508	580	4	3,710	15,648	23.7	41	263	164	2	470	15,648	3.0
11th WOODFORD	New Filed	0	57	0	7	13	0	82	0	0	56	125	261	1	602	4,119	14.6	5	95	38	160	298	4,119	7.2
	Reinstated	0	0	0	0	1	0	0	0	0	0	0	2	0	3	3	100.0	0	0	0	0	0	3	0.0
	Disposed Of	0	41	0	0	24	0	74	0	0	56	81	257	0	533	3,781	14.1	1	85	27	160	273	3,781	7.2
	End Pending	0	83	0	23	14	6	36	0	0	50	541	161	23	937	6,953	13.5	27	1,264	317	52	1,660	6,953	23.9
11th CIRCUIT TOTAL	New Filed	327	501	0	107	171	0	1,518	0	477	1,083	668	3,779	6	8,637	51,388	16.8	118	843	457	1,524	2,942	51,388	5.7
	Reinstated	62	1	0	0	2	4	46	0	0	0	0	534	0	649	1,307	49.7	0	8	45	0	53	1,307	4.1
	Disposed Of	325	500	3	100	164	1	1,455	0	493	1,739	841	4,067	20	9,708	53,224	18.2	129	1,038	698	1,464	3,329	53,224	6.3
	End Pending	200	676	13	256	471	15	524	31	5	574	3,870	1,324	79	8,038	39,908	20.1	94	1,748	666	72	2,580	39,908	6.5
12th WILL	New Filed	1,097	1,932	17	261	843	7	3,349	3	272	3,589	1,127	8,792	65	21,354	130,251	16.4	129	2,187	1,135	2,811	6,262	130,251	4.8
	Reinstated	35	23	0	65	41	2	82	0	0	12	31	172	21	484	3,892	12.4	0	63	26	2	91	3,892	2.3
	Disposed Of	1,107	2,117	10	795	306	27	3,295	2	273	3,553	1,088	8,672	223	21,468	131,007	16.4	126	2,286	1,173	2,818	6,403	131,007	4.9
	End Pending	627	2,271	39	1,564	393	23	471	1	8	619	4,502	2,796	23	13,337	87,765	15.2	56	1,375	558	69	2,058	87,765	2.3
12th CIRCUIT TOTAL	New Filed	1,097	1,932	17	261	843	7	3,349	3	272	3,589	1,127	8,792	65	21,354	130,251	16.4	129	2,187	1,135	2,811	6,262	130,251	4.8
	Reinstated	35	23	0	65	41	2	82	0	0	12	31	172	21	484	3,892	12.4	0	63	26	2	91	3,892	2.3
	Disposed Of	1,107	2,117	10	795	306	27	3,295	2	273	3,553	1,088	8,672	223	21,468	131,007	16.4	126	2,286	1,173	2,818	6,403	131,007	4.9
	End Pending	627	2,271	39	1,564	393	23	471	1	8	619	4,502	2,796	23	13,337	87,765	15.2	56	1,375	558	69	2,058	87,765	2.3
13th BUREAU	New Filed	0	59	2	3	31	0	111	1	0	109	108	550	1	975	4,304	22.7	6	100	60	72	238	4,304	5.5
	Reinstated	0	0	0	0	0	0	0	0	0	0	0	0	0	0	0	0.0	0	0	0	0	0	0	0.0
	Disposed Of	0	41	2	11	20	2	102	1	0	92	89	519	0	879	3,918	22.4	2	88	35	55	180	3,918	4.6
	End Pending	0	93	0	15	56	2	48	1	0	54	526	216	30	1,041	4,739	22.0	12	78	65	32	187	4,739	3.9
13th GRUNDY	New Filed	0	113	0	17	46	0	228	0	0	203	115	1,121	1	1,844	11,358	16.2	11	182	75	149	417	11,358	3.7
	Reinstated	0	8	0	0	1	0	10	0	0	0	2	27	0	48	49	98.0	0	1	0	0	1	49	2.0
	Disposed Of	0	138	0	21	39	3	223	0	0	223	100	1,075	3	1,825	11,081	16.5	14	164	98	152	428	11,081	3.9
	End Pending	0	110	0	91	54	3	76	0	0	25	408	389	3	1,159	3,961	29.3	4	158	54	3	219	3,961	5.5
13th LASALLE	New Filed	0	216	0	93	80	10	747	1	15	443	261	2,082	98	4,046	18,101	22.4	27	363	251	464	1,105	18,101	6.1
	Reinstated	0	7	0	4	1	0	100	0	0	0	10	65	0	187	751	24.9	0	4	6	1	11	751	1.5
	Disposed Of	0	241	0	145	46	9	784	0	15	423	284	1,998	115	4,060	18,192	22.3	32	329	271	465	1,097	18,192	6.0
	End Pending	0	203	1	282	69	12	199	1	1	118	911	645	19	2,461	11,655	21.1	11	267	155	15	448	11,655	3.8
13th CIRCUIT TOTAL	New Filed	0	388	2	113	157	10	1,086	2	15	755	484	3,753	100	6,865	33,763	20.3	44	645	386	685	1,760	33,763	5.2
	Reinstated	0	15	0	4	2	0	110	0	0	0	12	92	0	235	800	29.4	0	5	6	1	12	800	1.5
	Disposed Of	0	420	2	177	105	14	1,109	1	15	738	473	3,592	118	6,764	33,191	20.4	48	581	404	672	1,705	33,191	5.1
	End Pending	0	406	1	388	179	17	323	2	1	197	1,845	1,250	52	4,661	20,355	22.9	27	503	274	50	854	20,355	4.2

* TOTAL OF ALL CASES IN ALL CATEGORIES: CIVIL; DOMESTIC RELATIONS; CRIMINAL; QUASI-CRIMINAL; AND JUVENILE

CIVIL AND DOMESTIC RELATIONS CASELOAD, CONTINUED

CIRCUIT / COUNTY		CIVIL															DOMESTIC RELATIONS							
		ARBITRATION	CHANCERY	EMINENT DOMAIN	LAW JURY > \$50,000	LAW JURY > \$50,000	LAW JURY = < \$50,000	LAW NON-JURY = < \$50,000	MUNICIPAL CORPORATION	MENTAL HEALTH	MISC. REMEDY	PROBATE	SMALL CLAIMS	TAX	TOTAL CIVIL CASES	TOTAL ALL CASES*	% OF ALL CASES	ADoption	DISSOLUTION	FAMILY	ORDER OF PROTECTION	TOTAL DOMESTIC RELATIONS CASES	TOTAL ALL CASES*	DOMESTIC RELATIONS CASES AS % OF ALL CASES
14th HENRY	New Filed	34	100	0	2	22	0	211	1	5	217	164	559	2	1,317	10,134	13.0	15	178	114	215	522	10,134	5.2
	Reinstated	0	0	0	0	0	0	0	0	0	0	0	0	0	0	0	0.0	0	0	0	0	0	0	0.0
	Disposed Of	26	40	0	2	8	0	188	0	4	193	102	522	0	1,085	9,484	11.4	1	147	52	194	394	9,484	4.2
	End Pending	30	137	3	26	53	0	84	1	3	111	722	266	10	1,446	11,571	12.5	39	208	455	99	801	11,571	6.9
14th MERCER	New Filed	6	21	0	0	8	0	28	0	0	49	53	157	1	323	1,549	20.9	7	61	39	68	175	1,549	11.3
	Reinstated	0	0	0	0	0	0	0	0	0	0	0	1	0	1	1	100.0	0	0	0	0	0	1	0.0
	Disposed Of	17	58	0	0	23	1	51	0	0	20	48	356	3	577	1,798	32.1	7	98	9	50	164	1,798	9.1
	End Pending	7	41	3	2	17	0	25	0	13	107	249	101	14	579	1,401	41.3	9	61	88	17	175	1,401	12.5
14th ROCK ISLAND	New Filed	214	319	1	7	152	0	871	0	11	1,089	416	2,403	3	5,486	30,612	17.9	36	451	448	1,205	2,140	30,612	7.0
	Reinstated	0	0	0	0	0	0	0	0	0	0	0	3	0	3	3	100.0	0	0	0	0	0	3	0.0
	Disposed Of	199	288	0	2	116	0	778	0	8	914	1,056	2,385	1	5,747	28,339	20.3	30	454	459	1,163	2,106	28,339	7.4
	End Pending	320	500	2	47	361	0	859	3	15	1,039	2,622	860	8	6,636	37,828	17.5	20	384	973	7	1,384	37,828	3.7
14th WHITESIDE	New Filed	100	138	2	0	56	0	177	0	2	179	172	1,886	1	2,713	10,591	25.6	23	215	107	353	698	10,591	6.6
	Reinstated	0	0	0	0	0	0	0	0	0	0	3	2	0	5	8	62.5	0	1	0	0	1	8	12.5
	Disposed Of	94	128	0	2	48	0	186	0	2	166	174	1,776	1	2,577	10,424	24.7	30	207	106	358	701	10,424	6.7
	End Pending	49	86	2	0	140	0	25	0	40	750	638	5	1,735	9,606	18.1	9	103	44	7	163	9,606	1.7	
14th CIRCUIT TOTAL	New Filed	354	578	3	9	238	0	1,287	1	18	1,534	805	5,005	7	9,839	52,886	18.6	81	905	708	1,841	3,535	52,886	6.7
	Reinstated	0	0	0	0	0	0	0	0	0	0	3	6	0	9	12	75.0	0	1	0	0	1	12	8.3
	Disposed Of	336	514	0	6	195	1	1,203	0	14	1,293	1,380	5,039	5	9,986	50,045	20.0	68	906	626	1,765	3,365	50,045	6.7
	End Pending	406	764	10	75	571	0	993	4	31	1,297	4,343	1,865	37	10,396	60,406	17.2	77	756	1,560	130	2,523	60,406	4.2
15th CARROLL	New Filed	0	31	0	0	8	0	48	0	0	43	29	205	2	366	2,467	14.8	3	45	17	43	108	2,467	4.4
	Reinstated	0	0	0	0	0	0	0	0	0	0	0	0	0	0	0	0.0	0	0	0	0	0	0	0.0
	Disposed Of	0	31	0	1	4	0	39	0	0	7	24	168	1	275	2,234	12.3	1	32	6	22	61	2,234	2.7
	End Pending	0	79	3	3	19	1	32	0	1	117	178	97	28	558	2,371	23.5	7	53	69	46	175	2,371	7.4
15th JO DAVIESS	New Filed	0	49	0	3	18	0	52	0	0	108	36	202	1	469	3,959	11.8	3	52	17	66	138	3,959	3.5
	Reinstated	0	0	0	0	0	0	0	0	0	0	0	0	0	0	0	0.0	0	0	0	0	0	0	0.0
	Disposed Of	0	45	0	2	12	0	46	0	0	110	50	223	8	496	3,938	12.6	1	49	20	65	135	3,938	3.4
	End Pending	0	48	0	15	20	0	20	0	0	12	208	62	3	388	2,775	14.0	2	31	12	3	48	2,775	1.7
15th LEE	New Filed	0	59	0	4	33	0	138	1	15	122	78	845	1	1,296	6,771	19.1	9	111	69	157	346	6,771	5.1
	Reinstated	0	1	0	0	0	0	1	0	0	0	0	0	0	2	8	25.0	0	0	0	0	0	8	0.0
	Disposed Of	0	50	0	5	17	0	101	1	13	76	66	771	11	1,111	6,336	17.5	8	58	23	156	245	6,336	3.9
	End Pending	0	91	0	2	109	0	60	0	2	137	558	267	19	1,245	6,659	18.7	7	117	110	1	235	6,659	3.5
15th OGLE	New Filed	0	106	8	0	39	0	150	0	5	74	102	611	2	1,097	9,866	11.1	17	164	85	253	519	9,866	5.3
	Reinstated	0	0	0	0	0	0	0	0	0	0	0	0	0	0	0	0.0	0	0	0	0	0	0	0.0
	Disposed Of	0	130	9	0	33	1	144	0	5	70	91	589	7	1,079	9,257	11.7	14	183	106	253	556	9,257	6.0
	End Pending	0	44	0	0	66	0	46	0	0	20	394	145	2	717	10,563	6.8	6	107	52	0	165	10,563	1.6

* TOTAL OF ALL CASES IN ALL CATEGORIES: CIVIL; DOMESTIC RELATIONS; CRIMINAL; QUASI-CRIMINAL; AND JUVENILE

CIVIL AND DOMESTIC RELATIONS CASELOAD, CONTINUED

CIRCUIT / COUNTY		CIVIL														DOMESTIC RELATIONS									
		ARBITRATION	CHANCERY	EMINENT DOMAIN	LAW JURY > \$50,000	LAW NON-JURY > \$50,000	LAW JURY = < \$50,000	LAW NON-JURY = < \$50,000	MUNICIPAL CORPORATION	MENTAL HEALTH	MISC. REMEDY	PROBATE	SMALL CLAIMS	TAX	TOTAL CIVIL CASES	TOTAL ALL CASES*	% OF ALL CASES	ADOPTION	DISSOLUTION	FAMILY	ORDER OF PROTECTION	TOTAL DOMESTIC RELATIONS CASES	TOTAL ALL CASES*	DOMESTIC RELATIONS CASES AS % OF ALL CASES	
15th STEPHENSON	New Filed	0	80	0	7	35	0	309	0	2	100	122	660	2	1,317	11,340	11.6	22	136	102	244	504	11,340	4.4	
	Reinstated	0	0	0	0	0	0	0	0	0	0	0	0	0	0	6	0.0	0	1	0	0	1	6	16.7	
	Disposed Of	0	68	0	1	33	0	276	0	2	88	85	631	0	1,184	11,110	10.7	22	141	46	234	443	11,110	4.0	
	End Pending	0	60	0	18	50	0	68	0	0	29	509	150	6	890	6,849	13.0	9	66	89	9	173	6,849	2.5	
15th CIRCUIT TOTAL	New Filed	0	325	8	14	133	0	697	1	22	447	367	2,523	8	4,545	34,403	13.2	54	508	290	763	1,615	34,403	4.7	
	Reinstated	0	1	0	0	0	0	1	0	0	0	0	0	0	2	14	14.3	0	1	0	0	1	14	7.1	
	Disposed Of	0	324	9	9	99	1	606	1	20	351	316	2,382	27	4,145	32,875	12.6	46	463	201	730	1,440	32,875	4.4	
	End Pending	0	322	3	38	264	1	226	0	3	315	1,847	721	58	3,798	29,217	13.0	31	374	332	59	796	29,217	2.7	
16th KANE	New Filed	893	1,122	7	35	462	197	1,904	2	189	1,839	808	6,311	102	13,871	102,151	13.6	110	1,603	790	1,105	3,608	102,151	3.5	
	Reinstated	24	50	0	0	17	0	25	0	0	2	1	198	61	378	1,143	33.1	0	30	1	0	31	1,143	2.7	
	Disposed Of	644	884	96	7	729	8	1,358	1	53	889	454	4,705	61	9,889	73,652	13.4	37	2,052	754	572	3,415	73,652	4.6	
	End Pending	403	1,077	28	2	916	2	59	11	162	603	1,728	938	19	5,948	66,286	9.0	26	676	451	134	1,287	66,286	1.9	
16th CIRCUIT TOTAL	New Filed	893	1,122	7	35	462	197	1,904	2	189	1,839	808	6,311	102	13,871	102,151	13.6	110	1,603	790	1,105	3,608	102,151	3.5	
	Reinstated	24	50	0	0	17	0	25	0	0	2	1	198	61	378	1,143	33.1	0	30	1	0	31	1,143	2.7	
	Disposed Of	644	884	96	7	729	8	1,358	1	53	889	454	4,705	61	9,889	73,652	13.4	37	2,052	754	572	3,415	73,652	4.6	
	End Pending	403	1,077	28	2	916	2	59	11	162	603	1,728	938	19	5,948	66,286	9.0	26	676	451	134	1,287	66,286	1.9	
17th BOONE	New Filed	56	158	0	7	31	0	137	0	0	142	85	656	1	1,273	12,147	10.5	13	199	76	286	574	12,147	4.7	
	Reinstated	1	0	0	0	0	0	0	0	0	0	0	9	0	10	10	100.0	0	0	0	0	0	10	0.0	
	Disposed Of	60	93	1	4	28	0	135	0	0	139	56	656	3	1,175	12,522	9.4	8	193	81	272	554	12,522	4.4	
	End Pending	20	123	0	46	28	0	16	0	0	11	204	157	2	607	12,992	4.7	3	128	50	25	206	12,992	1.6	
17th WINNEBAGO	New Filed	555	781	10	162	248	8	1,963	2	267	1,311	591	3,752	264	9,914	59,141	16.8	183	998	907	2,726	4,814	59,141	8.1	
	Reinstated	18	8	0	3	4	0	33	0	0	5	8	145	0	224	281	79.7	0	14	8	0	22	281	7.8	
	Disposed Of	496	806	6	230	162	6	1,945	1	277	1,251	571	3,880	228	9,859	57,688	17.1	144	1,001	618	2,726	4,489	57,688	7.8	
	End Pending	336	1,014	8	495	238	10	603	1	14	468	7,299	2,957	227	13,670	72,367	18.9	175	984	1,135	0	2,294	72,367	3.2	
17th CIRCUIT TOTAL	New Filed	611	939	10	169	279	8	2,100	2	267	1,453	676	4,408	265	11,187	71,288	15.7	196	1,197	983	3,012	5,388	71,288	7.6	
	Reinstated	19	8	0	3	4	0	33	0	0	5	8	154	0	234	291	80.4	0	14	8	0	22	291	7.6	
	Disposed Of	556	899	7	234	190	6	2,080	1	277	1,390	627	4,536	231	11,034	70,210	15.7	152	1,194	699	2,998	5,043	70,210	7.2	
	End Pending	356	1,137	8	541	266	10	619	1	14	479	7,503	3,114	229	14,277	85,359	16.7	178	1,112	1,185	25	2,500	85,359	2.9	
18th DUPAGE	New Filed	2,071	1,476	8	430	1,007	6	3,304	0	231	1,409	1,295	8,912	161	20,310	178,304	11.4	116	2,409	776	1,539	4,840	178,304	2.7	
	Reinstated	106	86	11	61	74	0	42	0	1	22	69	54	1	527	10,819	4.9	1	77	78	4	160	10,819	1.5	
	Disposed Of	2,008	1,655	21	913	640	13	3,298	0	231	1,434	1,317	8,123	148	19,801	190,204	10.4	109	2,479	3,283	1,573	7,444	190,204	3.9	
	End Pending	1,291	1,120	15	1,657	521	6	447	0	27	486	1,434	3,252	81	10,337	52,615	19.6	40	1,235	1,176	303	2,754	52,615	5.2	
18th CIRCUIT TOTAL	New Filed	2,071	1,476	8	430	1,007	6	3,304	0	231	1,409	1,295	8,912	161	20,310	178,304	11.4	116	2,409	776	1,539	4,840	178,304	2.7	
	Reinstated	106	86	11	61	74	0	42	0	1	22	69	54	1	527	10,819	4.9	1	77	78	4	160	10,819	1.5	
	Disposed Of	2,008	1,655	21	913	640	13	3,298	0	231	1,434	1,317	8,123	148	19,801	190,204	10.4	109	2,479	3,283	1,573	7,444	190,204	3.9	
	End Pending	1,291	1,120	15	1,657	521	6	447	0	27	486	1,434	3,252	81	10,337	52,615	19.6	40	1,235	1,176	303	2,754	52,615	5.2	

* TOTAL OF ALL CASES IN ALL CATEGORIES: CIVIL; DOMESTIC RELATIONS; CRIMINAL; QUASI-CRIMINAL; AND JUVENILE

CIVIL AND DOMESTIC RELATIONS CASELOAD, CONTINUED

CIRCUIT / COUNTY		CIVIL														DOMESTIC RELATIONS									
		ARBITRATION	CHANCERY	EMINENT DOMAIN	LAW JURY > \$50,000	LAW NON-JURY > \$50,000	LAW JURY = < \$50,000	LAW NON-JURY = < \$50,000	MUNICIPAL CORPORATION	MENTAL HEALTH	MISC. REMEDY	PROBATE	SMALL CLAIMS	TAX	TOTAL CIVIL CASES	TOTAL ALL CASES*	CIVIL CASES AS % OF ALL CASES	ADOPTION	DISSOLUTION	FAMILY	ORDER OF PROTECTION	TOTAL DOMESTIC RELATIONS CASES	TOTAL ALL CASES*	DOMESTIC RELATIONS CASES AS % OF ALL CASES	
19th LAKE	New Filed	1,126	1,484	29	165	813	1	2,436	1	66	1,209	1,147	6,420	12	14,909	123,015	12.1	96	1,992	1,002	2,730	5,820	123,015	4.7	
	Reinstated	68	81	1	6	56	0	128	0	0	8	66	425	2	841	4,208	20.0	1	76	29	16	122	4,208	2.9	
	Disposed Of	1,152	1,810	29	138	913	1	2,506	0	64	1,235	1,118	6,660	10	15,636	128,433	12.2	123	2,167	1,009	3,001	6,300	128,433	4.9	
	End Pending	625	1,740	44	183	892	2	336	1	4	268	5,093	1,570	22	10,780	37,538	28.7	38	1,002	359	6	1,405	37,538	3.7	
19th CIRCUIT TOTAL	New Filed	1,126	1,484	29	165	813	1	2,436	1	66	1,209	1,147	6,420	12	14,909	123,015	12.1	96	1,992	1,002	2,730	5,820	123,015	4.7	
	Reinstated	68	81	1	6	56	0	128	0	0	8	66	425	2	841	4,208	20.0	1	76	29	16	122	4,208	2.9	
	Disposed Of	1,152	1,810	29	138	913	1	2,506	0	64	1,235	1,118	6,660	10	15,636	128,433	12.2	123	2,167	1,009	3,001	6,300	128,433	4.9	
	End Pending	625	1,740	44	183	892	2	336	1	4	268	5,093	1,570	22	10,780	37,538	28.7	38	1,002	359	6	1,405	37,538	3.7	
20th MONROE	New Filed	0	46	0	18	17	2	66	5	2	128	64	267	1	616	5,177	11.9	6	119	51	100	276	5,177	5.3	
	Reinstated	0	1	0	0	0	0	0	0	0	0	0	10	0	11	11	100.0	0	0	0	0	0	11	0.0	
	Disposed Of	0	43	8	4	32	0	88	0	0	101	45	320	4	645	5,422	11.9	0	92	31	99	222	5,422	4.1	
	End Pending	0	30	0	37	13	6	20	7	0	54	219	64	5	455	4,360	10.4	2	57	24	5	88	4,360	2.0	
20th PERRY	New Filed	0	33	0	1	13	0	64	0	0	98	46	188	16	459	3,267	14.0	8	72	49	32	161	3,267	4.9	
	Reinstated	0	0	0	0	0	0	0	0	0	0	0	0	0	0	0	0.0	0	0	0	0	0	0	0.0	
	Disposed Of	0	23	0	14	9	1	48	0	0	20	25	173	9	322	3,167	10.2	9	83	51	26	169	3,167	5.3	
	End Pending	0	101	0	48	72	3	129	0	0	530	586	120	68	1,657	3,494	47.4	10	77	64	67	218	3,494	6.2	
20th RANDOLPH	New Filed	0	46	0	6	25	1	123	0	274	101	74	346	2	998	4,049	24.6	13	137	76	156	382	4,049	9.4	
	Reinstated	0	0	0	0	0	0	0	0	0	2	0	9	0	11	12	91.7	0	0	0	0	0	12	0.0	
	Disposed Of	0	45	1	0	37	1	113	0	284	84	51	332	2	950	3,814	24.9	11	131	63	132	337	3,814	8.8	
	End Pending	0	37	1	43	32	1	74	0	3	79	775	186	31	1,262	2,776	45.5	15	71	73	53	212	2,776	7.6	
20th ST. CLAIR	New Filed	912	692	0	475	475	4	2,088	0	27	327	741	3,537	156	9,434	61,803	15.3	70	994	940	1,036	3,040	61,803	4.9	
	Reinstated	7	2	0	2	1	0	3	0	0	1	0	3	0	19	712	2.7	0	3	1	0	4	712	0.6	
	Disposed Of	1,051	734	8	604	272	5	2,091	0	20	384	546	3,373	67	9,155	60,291	15.2	84	997	941	1,076	3,098	60,291	5.1	
	End Pending	442	491	10	1,789	386	2	186	0	32	126	922	1,171	346	5,903	109,786	5.4	25	459	743	1	1,228	109,786	1.1	
20th WASHINGTON	New Filed	0	28	0	7	7	1	43	0	1	33	31	123	11	285	1,817	15.7	59	56	25	28	168	1,817	9.2	
	Reinstated	0	0	0	0	0	0	0	0	0	0	0	0	0	0	0	0.0	0	0	0	0	0	0	0.0	
	Disposed Of	0	35	0	6	4	2	46	0	0	40	55	113	20	321	1,777	18.1	66	48	18	23	155	1,777	8.7	
	End Pending	0	38	0	18	13	2	43	0	1	38	235	76	23	487	2,845	17.1	66	52	71	18	207	2,845	7.3	
20th CIRCUIT TOTAL	New Filed	912	845	0	507	537	8	2,384	5	304	687	956	4,461	186	11,792	76,113	15.5	156	1,378	1,141	1,352	4,027	76,113	5.3	
	Reinstated	7	3	0	2	1	0	3	0	0	3	0	22	0	41	735	5.6	0	3	1	0	4	735	0.5	
	Disposed Of	1,051	880	17	628	354	9	2,386	0	304	629	722	4,311	102	11,393	74,471	15.3	170	1,351	1,104	1,356	3,981	74,471	5.3	
	End Pending	442	697	11	1,935	516	14	452	7	36	827	2,737	1,617	473	9,764	123,261	7.9	118	716	975	144	1,953	123,261	1.6	
21st IROQUOIS	New Filed	0	64	0	0	22	0	92	0	0	66	74	260	37	615	5,073	12.1	13	88	64	289	454	5,073	8.9	
	Reinstated	0	0	0	0	0	0	0	0	0	0	0	0	0	0	0	0.0	0	0	0	0	0	0	0.0	
	Disposed Of	0	49	0	6	15	1	118	0	0	42	51	252	69	603	4,796	12.6	5	77	34	275	391	4,796	8.2	
	End Pending	0	86	1	10	61	6	77	0	2	43	468	384	52	1,190	10,421	11.4	15	81	50	17	163	10,421	1.6	

* TOTAL OF ALL CASES IN ALL CATEGORIES: CIVIL; DOMESTIC RELATIONS; CRIMINAL; QUASI-CRIMINAL; AND JUVENILE

CIVIL AND DOMESTIC RELATIONS CASELOAD, CONTINUED

CIRCUIT / COUNTY		CIVIL													DOMESTIC RELATIONS									
		ARBITRATION	CHANCERY	EMINENT DOMAIN	LAW JURY > \$50,000	LAW NON-JURY > \$50,000	LAW JURY = \$50,000	LAW NON-JURY = < \$50,000	MUNICIPAL CORPORATION	MENTAL HEALTH	MISC. REMEDY	PROBATE	SMALL CLAIMS	TAX	TOTAL CIVIL CASES	TOTAL ALL CASES*	CIVIL CASES AS % OF ALL CASES	ADOPTION	DISSOLUTION	FAMILY	ORDER OF PROTECTION	TOTAL DOMESTIC RELATIONS CASES	TOTAL ALL CASES*	DOMESTIC RELATIONS CASES AS % OF ALL CASES
21st KANKAKEE	New Filed	0	245	0	90	69	5	935	0	80	514	328	2,040	113	4,419	22,251	19.9	28	424	271	663	1,386	22,251	6.2
	Reinstated	0	0	0	0	0	0	0	0	0	0	0	0	0	0	0	0.0	0	0	0	0	0	0	0.0
	Disposed Of	0	214	0	61	76	2	863	0	80	318	245	1,762	87	3,708	14,072	26.4	21	389	175	539	1,124	14,072	8.0
	End Pending	0	545	0	104	238	3	1,090	2	0	2,398	6,105	1,285	639	12,409	62,245	19.9	77	792	1,358	437	2,664	62,245	4.3
21st CIRCUIT TOTAL	New Filed	0	309	0	90	91	5	1,027	0	80	580	402	2,300	150	5,034	27,324	18.4	41	512	335	952	1,840	27,324	6.7
	Reinstated	0	0	0	0	0	0	0	0	0	0	0	0	0	0	0	0.0	0	0	0	0	0	0	0.0
	Disposed Of	0	263	0	67	91	3	981	0	80	360	296	2,014	156	4,311	18,868	22.8	26	466	209	814	1,515	18,868	8.0
	End Pending	0	631	1	114	299	9	1,167	2	2	2,441	6,573	1,669	691	13,599	72,666	18.7	92	873	1,408	454	2,827	72,666	3.9
22nd MCHENRY	New Filed	462	803	22	134	291	8	719	0	17	1,214	449	3,256	5	7,380	54,357	13.6	32	1,058	293	966	2,349	54,357	4.3
	Reinstated	30	150	0	26	17	2	48	0	0	3	16	288	0	580	2,069	28.0	1	27	8	1	37	2,069	1.8
	Disposed Of	465	1,004	25	269	186	7	738	0	18	1,076	426	3,403	6	7,623	57,598	13.2	44	1,000	285	970	2,299	57,598	4.0
	End Pending	152	603	10	467	192	11	111	0	0	536	520	827	5	3,434	16,040	21.4	9	549	135	3	696	16,040	4.3
22nd CIRCUIT TOTAL	New Filed	462	803	22	134	291	8	719	0	17	1,214	449	3,256	5	7,380	54,357	13.6	32	1,058	293	966	2,349	54,357	4.3
	Reinstated	30	150	0	26	17	2	48	0	0	3	16	288	0	580	2,069	28.0	1	27	8	1	37	2,069	1.8
	Disposed Of	465	1,004	25	269	186	7	738	0	18	1,076	426	3,403	6	7,623	57,598	13.2	44	1,000	285	970	2,299	57,598	4.0
	End Pending	152	603	10	467	192	11	111	0	0	536	520	827	5	3,434	16,040	21.4	9	549	135	3	696	16,040	4.3
23rd DEKALB	New Filed	0	175	0	40	39	2	683	0	4	351	192	1,189	36	2,711	16,994	16.0	12	291	209	407	919	16,994	5.4
	Reinstated	0	0	0	0	0	0	0	0	0	0	0	0	0	0	500	0.0	0	0	0	0	0	500	0.0
	Disposed Of	0	202	3	45	43	9	676	2	16	336	150	1,144	38	2,664	17,485	15.2	5	275	191	402	873	17,485	5.0
	End Pending	0	98	0	112	32	2	152	0	0	97	556	328	3	1,380	12,857	10.7	13	186	110	16	325	12,857	2.5
23rd KENDALL	New Filed	0	379	2	53	66	9	635	0	7	265	162	1,705	1	3,284	11,898	27.6	17	423	163	371	974	11,898	8.2
	Reinstated	0	2	0	4	3	1	29	0	0	7	12	114	2	174	206	84.5	0	7	6	1	14	206	6.8
	Disposed Of	0	356	1	67	71	11	630	0	7	255	164	1,687	1	3,250	11,752	27.7	11	408	129	408	956	11,752	8.1
	End Pending	0	437	11	130	60	16	154	0	0	71	506	537	8	1,930	7,789	24.8	10	282	203	25	520	7,789	6.7
23rd CIRCUIT TOTAL	New Filed	0	554	2	93	105	11	1,318	0	11	616	354	2,894	37	5,995	28,892	20.7	29	714	372	778	1,893	28,892	6.6
	Reinstated	0	2	0	4	3	1	29	0	0	7	12	114	2	174	706	24.6	0	7	6	1	14	706	2.0
	Disposed Of	0	558	4	112	114	20	1,306	2	23	591	314	2,831	39	5,914	29,237	20.2	16	683	320	810	1,829	29,237	6.3
	End Pending	0	535	11	242	92	18	306	0	0	168	1,062	865	11	3,310	20,646	16.0	23	468	313	41	845	20,646	4.1
DOWNSTATE TOTAL	New Filed	8,360	16,184	137	2,642	9,013	365	37,742	59	3,642	29,172	16,056	97,303	2,007	222,682	1,465,488	15.2	2,507	25,076	15,513	37,980	81,076	1,465,488	5.5
	Reinstated	360	441	13	193	247	12	590	0	1	77	238	2,409	87	4,668	28,819	16.2	4	329	254	34	621	28,819	2.2
	Disposed Of	8,176	16,596	240	4,988	6,403	289	34,405	27	3,508	25,298	15,585	96,674	2,105	214,294	1,427,289	15.0	2,321	25,968	18,450	37,345	84,084	1,427,289	5.9
	End Pending	4,739	23,095	325	13,358	15,998	989	30,280	304	976	30,090	84,765	70,926	7,395	283,240	1,340,666	21.1	2,685	24,672	30,197	7,507	65,061	1,340,666	4.9
COOK	New Filed	6,831	15,158	170	10,451	4,411	6,762	92,170	2	4,703	642	9,078	40,345	13	190,736	853,539	22.3	125	0	24,154	15,106	39,385	853,539	4.6
	Reinstated	0	70	6	1,022	742	823	6,141	0	0	36	0	2,497	0	11,337	12,223	92.8	2	0	381	216	599	12,223	4.9
	Disposed Of	4,743	16,036	136	10,153	4,994	7,431	98,164	1	4,400	802	6,719	39,875	15	193,469	671,821	28.8	559	0	23,740	12,476	36,775	671,821	5.5
	End Pending	8,848	16,662	150	16,392	5,139	11,914	137,170	49	1,697	5,616	95,836	27,242	18,501	345,216	1,657,936	20.8	-57	0	28,853	14,949	43,745	1,657,936	2.6
STATE TOTAL	New Filed	15,191	31,342	307	13,093	13,424	7,127	129,912	61	8,345	29,814	25,134	137,648	2,020	413,418	2,319,027	17.8	2,632	25,076	39,667	53,086	120,461	2,319,027	5.2
	Reinstated	360	511	19	1,215	989	835	6,731	0	1	113	238	4,906	87	16,005	41,042	39.0	6	329	635	250	1,220	41,042	3.0
	Disposed Of	12,919	32,632	376	15,141	11,397	7,720	132,569	28	7,908	26,100	22,304	136,549	2,120	407,763	2,099,110	19.4	2,880	25,968	42,190	49,821	120,859	2,099,110	5.8
	End Pending	13,587	39,757	475	29,750	21,137	12,903	167,450	353	2,673	35,706	180,601	98,168	25,896	628,456	2,998,602	21.0	2,628	24,672	59,050	22,456	108,806	2,998,602	3.6

* TOTAL OF ALL CASES IN ALL CATEGORIES: CIVIL; DOMESTIC RELATIONS; CRIMINAL; QUASI-CRIMINAL; AND JUVENILE

* Due to reporting software computations, there are variances in the number of Tax cases reported for Cook County compared to the actual number of Tax cases in 2019. There were 14,530 New Filed, 12 Reinstated, and 16,507 Disposed Tax cases for 2019.

CRIMINAL AND QUASI-CRIMINAL CASELOAD STATISTICS BY COUNTY CIRCUIT COURTS - CALENDAR YEAR 2019

CIRCUIT	COUNTY		CRIMINAL						QUASI-CRIMINAL						
			FELONY	MISDEMEANOR	DUI	TOTAL CRIMINAL CASES	TOTAL * ALL CASES	CRIMINAL AS % OF ALL CASES	TRAFFIC	CONSERVATION CASES	ORDINANCE CASES	CIVIL LAW	TOTAL OF QUASI-CRIMINAL	TOTAL * ALL CASES	QUASI-CRIM AS % OF ALL CASES
1st	ALEXANDER	New Filed	67	40	15	122	4,258	2.9	3,765	7	17	16	3,805	4,258	89.4
		Reinstated	0	0	0	0	0	0.0	0	0	0	0	0	0	0.0
		Disposed Of	59	28	12	99	3,559	2.8	3,347	1	11	4	3,363	3,559	94.5
		End Pending	257	392	165	814	37,865	2.1	31,255	206	328	29	31,818	37,865	84.0
1st	JACKSON	New Filed	353	385	124	862	7,580	11.4	3,645	101	746	83	4,575	7,580	60.4
		Reinstated	0	0	0	0	9	0.0	0	0	0	0	9	9	0.0
		Disposed Of	337	388	72	797	6,999	11.4	3,110	55	808	97	4,070	6,999	58.2
		End Pending	342	289	118	749	3,851	19.4	1,246	42	187	9	1,484	3,851	38.5
1st	JOHNSON	New Filed	121	100	34	255	4,226	6.0	3,382	38	7	32	3,459	4,226	81.9
		Reinstated	0	0	0	0	0	0.0	0	0	0	0	0	0	0.0
		Disposed Of	97	94	35	226	3,902	5.8	3,101	51	7	31	3,190	3,902	81.8
		End Pending	144	89	58	291	8,787	3.3	7,833	56	26	5	7,920	8,787	90.1
1st	MASSAC	New Filed	211	196	42	449	10,562	4.3	9,214	20	23	88	9,345	10,562	88.5
		Reinstated	0	0	0	0	1	0.0	0	0	0	0	0	1	0.0
		Disposed Of	229	197	33	459	9,079	5.1	7,952	12	14	81	8,059	9,079	88.8
		End Pending	329	354	117	800	6,517	12.3	3,772	13	32	30	3,847	6,517	59.0
1st	POPE	New Filed	54	38	9	101	990	10.2	709	18	0	7	734	990	74.1
		Reinstated	0	0	0	0	0	0.0	0	0	0	0	0	0	0.0
		Disposed Of	41	36	18	95	993	9.6	769	11	0	7	787	993	79.3
		End Pending	42	21	4	67	620	10.8	264	12	0	4	280	620	45.2
1st	PULASKI	New Filed	62	51	13	126	12,966	1.0	12,577	6	0	5	12,588	12,966	97.1
		Reinstated	0	0	0	0	0	0.0	0	0	0	0	0	0	0.0
		Disposed Of	54	41	8	103	10,873	0.9	10,655	4	3	81	10,743	10,873	98.8
		End Pending	123	192	58	373	65,096	0.6	62,150	63	124	4	62,341	65,096	95.8
1st	SALINE	New Filed	633	267	40	940	4,869	19.3	2,446	15	146	19	2,626	4,869	53.9
		Reinstated	0	0	0	0	1	0.0	0	0	0	0	0	1	0.0
		Disposed Of	390	194	37	621	4,391	14.1	2,330	27	148	13	2,518	4,391	57.3
		End Pending	1,029	387	56	1,472	5,964	24.7	1,189	10	238	8	1,445	5,964	24.2
1st	UNION	New Filed	314	145	59	518	4,212	12.3	2,757	69	11	49	2,886	4,212	68.5
		Reinstated	0	0	0	0	0	0.0	0	0	0	0	0	0	0.0
		Disposed Of	234	139	50	423	3,764	11.2	2,519	18	16	45	2,598	3,764	69.0
		End Pending	428	283	84	795	5,558	14.3	3,336	98	24	43	3,501	5,558	63.0
1st	WILLIAMSON	New Filed	778	619	226	1,623	16,685	9.7	10,878	65	425	61	11,429	16,685	68.5
		Reinstated	2	0	0	2	67	3.0	0	0	0	0	67	67	0.0
		Disposed Of	719	643	230	1,592	16,485	9.7	10,580	44	359	68	11,051	16,485	67.0
		End Pending	1,048	583	361	1,992	9,327	21.4	3,988	38	167	26	4,219	9,327	45.2

* TOTAL OF ALL CASES IN ALL CATEGORIES: CIVIL; DOMESTIC RELATIONS; CRIMINAL; QUASI-CRIMINAL; AND JUVENILE

CRIMINAL AND QUASI-CRIMINAL CASELOAD, CONTINUED

CIRCUIT	COUNTY		CRIMINAL						QUASI-CRIMINAL						
			FELONY	MISDEMEANOR	DUI	TOTAL CRIMINAL CASES	TOTAL * ALL CASES	CRIMINAL AS % OF ALL CASES	TRAFFIC CASES	CONSERVATION CASES	ORDNANCE CASES	CIVIL LAW	TOTAL OF QUASI-CRIMINAL	TOTAL * ALL CASES	QUASI-CRIM AS % OF ALL CASES
1st Circuit	CIRCUIT TOTAL	New Filed	2,593	1,841	562	4,996	66,348	7.5	49,373	339	1,375	360	51,447	66,348	77.5
		Reinstated	2	0	0	2	78	2.6	0	0	0	0	0	78	0.0
		Disposed Of	2,160	1,760	495	4,415	60,045	7.4	44,363	223	1,366	427	46,379	60,045	77.2
		End Pending	3,742	2,590	1,021	7,353	143,585	5.1	115,033	538	1,126	158	116,855	143,585	81.4
2nd	CRAWFORD	New Filed	213	145	59	417	2,966	14.1	1,367	33	332	0	1,732	2,966	58.4
		Reinstated	0	0	0	0	10	0.0	1	0	0	0	1	10	10.0
		Disposed Of	176	146	49	371	2,903	12.8	1,336	46	332	0	1,714	2,903	59.0
		End Pending	176	200	118	494	3,306	14.9	728	24	187	0	939	3,306	28.4
2nd	EDWARDS	New Filed	66	45	15	126	1,369	9.2	913	1	71	14	999	1,369	73.0
		Reinstated	0	0	0	0	1	0.0	0	0	0	0	0	1	0.0
		Disposed Of	55	44	20	119	1,282	9.3	874	1	53	19	947	1,282	73.9
		End Pending	83	37	21	141	688	20.5	249	0	20	7	276	688	40.1
2nd	FRANKLIN	New Filed	531	471	73	1,075	5,661	19.0	2,254	93	116	18	2,481	5,661	43.8
		Reinstated	0	0	0	0	0	0.0	0	0	0	0	0	0	0.0
		Disposed Of	405	341	56	802	4,861	16.5	2,135	66	109	25	2,335	4,861	48.0
		End Pending	781	514	117	1,412	11,576	12.2	3,179	100	153	34	3,466	11,576	29.9
2nd	GALLATIN	New Filed	54	67	7	128	1,036	12.4	605	28	26	2	661	1,036	63.8
		Reinstated	0	0	0	0	0	0.0	0	0	0	0	0	0	0.0
		Disposed Of	54	57	6	117	981	11.9	602	24	19	2	647	981	66.0
		End Pending	121	150	31	302	1,273	23.7	250	10	18	0	278	1,273	21.8
2nd	HAMILTON	New Filed	56	46	17	119	1,145	10.4	615	50	9	8	682	1,145	59.6
		Reinstated	0	0	0	0	1	0.0	0	0	0	0	0	1	0.0
		Disposed Of	54	36	14	104	1,055	9.9	547	33	8	13	601	1,055	57.0
		End Pending	63	34	19	116	935	12.4	316	35	3	0	354	935	37.9
2nd	HARDIN	New Filed	37	36	4	77	518	14.9	228	10	31	5	274	518	52.9
		Reinstated	0	0	0	0	0	0.0	0	0	0	0	0	0	0.0
		Disposed Of	31	26	4	61	466	13.1	241	10	16	5	272	466	58.4
		End Pending	51	37	6	94	895	10.5	108	13	37	0	158	895	17.7
2nd	JEFFERSON	New Filed	672	335	141	1,148	7,697	14.9	4,280	36	3	56	4,375	7,697	56.8
		Reinstated	0	0	0	0	20	0.0	0	0	0	0	0	20	0.0
		Disposed Of	582	302	116	1,000	6,971	14.3	4,169	33	3	59	4,264	6,971	61.2
		End Pending	624	401	136	1,161	9,975	11.6	3,175	17	75	25	3,292	9,975	33.0
2nd	LAWRENCE	New Filed	141	167	27	335	1,798	18.6	721	20	6	1	748	1,798	41.6
		Reinstated	0	0	0	0	0	0.0	0	0	0	0	0	0	0.0
		Disposed Of	124	151	27	302	1,537	19.6	631	23	4	0	658	1,537	42.8
		End Pending	185	239	81	505	3,329	15.2	1,146	50	64	8	1,268	3,329	38.1

* TOTAL OF ALL CASES IN ALL CATEGORIES: CIVIL; DOMESTIC RELATIONS; CRIMINAL; QUASI-CRIMINAL; AND JUVENILE

CRIMINAL AND QUASI-CRIMINAL CASELOAD, CONTINUED

CIRCUIT	COUNTY		CRIMINAL						QUASI-CRIMINAL						
			FELONY	MISDEMEANOR	DUI	TOTAL CRIMINAL CASES	TOTAL * ALL CASES	CRIMINAL AS % OF ALL CASES	TRAFFIC CASES	CONSERVATION CASES	ORDINANCE CASES	CIVIL LAW	TOTAL OF QUASI-CRIMINAL CASES	TOTAL * ALL CASES	QUASI-CRIM AS % OF ALL CASES
2nd	RICHLAND	New Filed	249	251	44	544	2,512	21.7	975	5	68	16	1,064	2,512	42.4
		Reinstated	0	0	0	0	0	0.0	0	0	0	0	0	0	0.0
		Disposed Of	242	209	42	493	2,344	21.0	963	8	62	20	1,053	2,344	44.9
		End Pending	284	261	72	617	2,014	30.6	645	11	16	20	692	2,014	34.4
2nd	WABASH	New Filed	125	98	43	266	2,191	12.1	1,280	10	130	0	1,420	2,191	64.8
		Reinstated	0	0	0	0	0	0.0	0	0	0	0	0	0	0.0
		Disposed Of	120	89	30	239	1,905	12.5	1,189	6	129	0	1,324	1,905	69.5
		End Pending	149	129	79	357	2,354	15.2	694	4	83	0	781	2,354	33.2
2nd	WAYNE	New Filed	160	141	16	317	2,388	13.3	1,291	21	49	12	1,373	2,388	57.5
		Reinstated	0	0	0	0	9	0.0	0	0	0	0	9	0	0.0
		Disposed Of	105	105	23	233	2,243	10.4	1,308	20	43	16	1,387	2,243	61.8
		End Pending	250	243	50	543	6,187	8.8	4,259	23	32	3	4,317	6,187	69.8
2nd	WHITE	New Filed	195	135	28	358	3,141	11.4	1,830	29	84	91	2,034	3,141	64.8
		Reinstated	0	0	0	0	0	0.0	0	0	0	0	0	0	0.0
		Disposed Of	196	148	29	373	3,121	12.0	1,776	27	68	90	1,961	3,121	62.8
		End Pending	125	71	8	204	6,730	3.0	5,475	60	56	27	5,618	6,730	83.5
2nd Circuit	CIRCUIT TOTAL	New Filed	2,499	1,937	474	4,910	32,422	15.1	16,359	336	925	223	17,843	32,422	55.0
		Reinstated	0	0	0	0	41	0.0	1	0	0	0	1	41	2.4
		Disposed Of	2,144	1,654	416	4,214	29,669	14.2	15,771	297	846	249	17,163	29,669	57.8
		End Pending	2,892	2,316	738	5,946	49,262	12.1	20,224	347	744	124	21,439	49,262	43.5
3rd	BOND	New Filed	132	77	16	225	5,343	4.2	4,346	9	27	9	4,391	5,343	82.2
		Reinstated	0	0	0	0	0	0.0	0	0	0	0	0	0	0.0
		Disposed Of	127	142	14	283	5,005	5.7	4,473	3	22	7	4,505	5,005	90.0
		End Pending	205	225	27	457	10,329	4.4	5,515	22	111	4	5,652	10,329	54.7
3rd	MADISON	New Filed	4,139	6,186	899	11,224	68,885	16.3	37,245	50	4,860	186	42,341	68,885	61.5
		Reinstated	426	0	0	426	530	80.4	0	0	0	0	530	0	0.0
		Disposed Of	4,066	5,134	796	9,996	64,082	15.6	34,133	17	4,695	203	39,048	64,082	60.9
		End Pending	4,383	9,995	1,665	16,043	67,152	23.9	29,919	102	1,616	159	31,796	67,152	47.3
3rd Circuit	CIRCUIT TOTAL	New Filed	4,271	6,263	915	11,449	74,228	15.4	41,591	59	4,887	195	46,732	74,228	63.0
		Reinstated	426	0	0	426	530	80.4	0	0	0	0	530	0	0.0
		Disposed Of	4,193	5,276	810	10,279	69,087	14.9	38,606	20	4,717	210	43,553	69,087	63.0
		End Pending	4,588	10,220	1,692	16,500	77,481	21.3	35,434	124	1,727	163	37,448	77,481	48.3
4th	CHRISTIAN	New Filed	405	189	43	637	5,297	12.0	2,526	63	102	44	2,735	5,297	51.6
		Reinstated	0	0	0	0	30	0.0	0	0	0	0	30	0	0.0
		Disposed Of	321	171	51	543	5,100	10.6	2,475	72	106	50	2,703	5,100	53.0
		End Pending	462	192	65	719	4,940	14.6	1,635	18	66	9	1,728	4,940	35.0

* TOTAL OF ALL CASES IN ALL CATEGORIES: CIVIL; DOMESTIC RELATIONS; CRIMINAL; QUASI-CRIMINAL; AND JUVENILE

CRIMINAL AND QUASI-CRIMINAL CASELOAD, CONTINUED

CIRCUIT	COUNTY		CRIMINAL						QUASI-CRIMINAL						
			FELONY	MISDEMEANOR	DUI	TOTAL CRIMINAL CASES	TOTAL * ALL CASES	CRIMINAL AS % OF ALL CASES	TRAFFIC CASES	CONSERVATION CASES	ORDINANCE CASES	CIVIL LAW	TOTAL OF QUASI-CRIMINAL CASES	TOTAL * ALL CASES	QUASI-CRIM AS % OF ALL CASES
4th	CLAY	New Filed	124	82	11	217	1,672	13.0	810	31	33	13	887	1,672	53.1
		Reinstated	0	0	0	0	2	0.0	0	0	0	0	0	2	0.0
		Disposed Of	135	93	16	244	1,777	13.7	826	45	24	20	915	1,777	51.5
		End Pending	75	46	18	139	630	22.1	189	6	10	0	205	630	32.5
4th	CLINTON	New Filed	214	309	65	588	4,003	14.7	2,160	62	11	27	2,260	4,003	56.5
		Reinstated	0	0	0	0	1	0.0	0	0	0	0	1	0.0	
		Disposed Of	187	262	66	515	3,764	13.7	2,144	54	13	31	2,242	3,764	59.6
		End Pending	153	155	44	352	3,355	10.5	1,172	28	27	0	1,227	3,355	36.6
4th	EFFINGHAM	New Filed	541	308	131	980	7,790	12.6	4,746	16	71	457	5,290	7,790	67.9
		Reinstated	0	0	0	0	87	0.0	0	0	0	0	87	0.0	
		Disposed Of	510	314	144	968	7,830	12.4	4,785	18	62	482	5,347	7,830	68.3
		End Pending	571	457	188	1,216	9,704	12.5	6,913	9	23	178	7,123	9,704	73.4
4th	FAYETTE	New Filed	354	230	66	650	5,392	12.1	3,684	65	74	36	3,859	5,392	71.6
		Reinstated	0	0	0	0	0	0.0	0	0	0	0	0	0	0.0
		Disposed Of	273	208	68	549	5,010	11.0	3,536	50	76	24	3,686	5,010	73.6
		End Pending	478	350	129	957	5,248	18.2	2,849	38	60	37	2,984	5,248	56.9
4th	JASPER	New Filed	108	82	40	230	1,689	13.6	1,055	40	49	34	1,178	1,689	69.7
		Reinstated	0	0	0	0	0	0.0	0	0	0	0	0	0	0.0
		Disposed Of	91	77	41	209	1,630	12.8	1,028	43	51	39	1,161	1,630	71.2
		End Pending	73	51	27	151	969	15.6	408	8	9	1	426	969	44.0
4th	MARION	New Filed	483	278	105	866	8,148	10.6	4,488	54	706	76	5,324	8,148	65.3
		Reinstated	0	0	0	0	42	0.0	0	0	0	0	42	0.0	
		Disposed Of	507	269	120	896	7,802	11.5	4,270	54	738	68	5,130	7,802	65.8
		End Pending	488	286	178	952	4,338	21.9	1,950	19	54	22	2,045	4,338	47.1
4th	MONTGOMERY	New Filed	334	393	89	816	7,670	10.6	5,213	95	170	84	5,562	7,670	72.5
		Reinstated	0	0	0	0	9	0.0	0	0	0	0	9	0.0	
		Disposed Of	292	346	82	720	7,171	10.0	5,000	72	165	101	5,338	7,171	74.4
		End Pending	357	303	85	745	6,676	11.2	4,353	39	48	60	4,500	6,676	67.4
4th	SHELBY	New Filed	162	157	13	332	2,247	14.8	879	53	55	71	1,058	2,247	47.1
		Reinstated	0	0	0	0	0	0.0	0	0	0	0	0	0.0	
		Disposed Of	143	143	23	309	2,314	13.4	948	89	33	77	1,147	2,314	49.6
		End Pending	162	129	34	325	1,486	21.9	297	21	78	55	451	1,486	30.3
4th Circuit	CIRCUIT TOTAL	New Filed	2,725	2,028	563	5,316	43,908	12.1	25,561	479	1,271	842	28,153	43,908	64.1
		Reinstated	0	0	0	0	171	0.0	0	0	0	0	171	0.0	
		Disposed Of	2,459	1,883	611	4,953	42,398	11.7	25,012	497	1,268	892	27,669	42,398	65.3
		End Pending	2,819	1,969	768	5,556	37,346	14.9	19,766	186	375	362	20,689	37,346	55.4

* TOTAL OF ALL CASES IN ALL CATEGORIES: CIVIL; DOMESTIC RELATIONS; CRIMINAL; QUASI-CRIMINAL; AND JUVENILE

CRIMINAL AND QUASI-CRIMINAL CASELOAD, CONTINUED

CIRCUIT	COUNTY		CRIMINAL						QUASI-CRIMINAL						
			FELONY	MISDEMEANOR	DUI	TOTAL CRIMINAL CASES	TOTAL * ALL CASES	CRIMINAL AS % OF ALL CASES	TRAFFIC CASES	CONSERVATION CASES	ORDINANCE CASES	CIVIL LAW	TOTAL OF QUASI-CRIMINAL CASES	TOTAL * ALL CASES	QUASI-CRIMINAL AS % OF ALL CASES
5th	CLARK	New Filed	103	193	38	334	3,232	10.3	2,236	24	60	17	2,337	3,232	72.3
		Reinstated	0	0	0	0	2	0.0	0	0	0	0	0	2	0.0
		Disposed Of	82	190	40	312	2,889	10.8	2,123	23	62	15	2,223	2,889	76.9
		End Pending	68	165	74	307	3,795	8.1	2,092	10	28	10	2,140	3,795	56.4
5th	COLES	New Filed	621	652	170	1,443	9,607	15.0	4,909	21	169	117	5,216	9,607	54.3
		Reinstated	0	0	0	0	0	0.0	0	0	0	0	0	0	0.0
		Disposed Of	626	569	134	1,329	7,784	17.1	4,315	21	133	125	4,594	7,784	59.0
		End Pending	774	1,066	213	2,053	22,400	9.2	4,286	32	4,790	6	9,114	22,400	40.7
5th	CUMBERLAND	New Filed	85	58	43	186	1,718	10.8	1,120	15	31	21	1,187	1,718	69.1
		Reinstated	0	0	0	0	1	0.0	0	0	0	0	1	0.0	
		Disposed Of	86	80	47	213	1,535	13.9	1,053	13	23	15	1,104	1,535	71.9
		End Pending	94	64	50	208	5,164	4.0	2,508	12	35	14	2,569	5,164	49.7
5th	EDGAR	New Filed	262	196	50	508	2,391	21.2	820	9	283	0	1,112	2,391	46.5
		Reinstated	0	0	0	0	0	0.0	0	0	0	0	0	0	0.0
		Disposed Of	247	144	34	425	1,656	25.7	761	6	182	0	949	1,656	57.3
		End Pending	353	228	87	668	4,810	13.9	1,027	9	224	0	1,260	4,810	26.2
5th	VERMILION	New Filed	766	849	143	1,758	13,860	12.7	7,265	34	61	15	7,375	13,860	53.2
		Reinstated	0	3	0	3	63	4.8	60	0	0	0	60	63	95.2
		Disposed Of	615	677	123	1,415	10,532	13.4	6,599	26	40	9	6,674	10,532	63.4
		End Pending	1,008	1,181	315	2,504	26,259	9.5	7,937	85	292	10	8,324	26,259	31.7
5th Circuit	CIRCUIT TOTAL	New Filed	1,837	1,948	444	4,229	30,808	13.7	16,350	103	604	170	17,227	30,808	55.9
		Reinstated	0	3	0	3	66	4.5	60	0	0	0	60	66	90.9
		Disposed Of	1,656	1,660	378	3,694	24,396	15.1	14,851	89	440	164	15,544	24,396	63.7
		End Pending	2,297	2,704	739	5,740	62,428	9.2	17,850	148	5,369	40	23,407	62,428	37.5
6th	CHAMPAIGN	New Filed	1,852	1,182	460	3,494	30,435	11.5	17,986	3	480	144	18,613	30,435	61.2
		Reinstated	321	49	60	430	1,263	34.0	646	0	19	74	739	1,263	58.5
		Disposed Of	2,670	1,317	503	4,490	29,844	15.0	17,746	2	569	453	18,770	29,844	62.9
		End Pending	1,761	828	275	2,864	45,330	6.3	12,466	21	72	147	12,706	45,330	28.0
6th	DEWITT	New Filed	170	110	37	317	2,581	12.3	1,388	55	51	61	1,555	2,581	60.2
		Reinstated	0	0	0	0	1	0.0	0	0	0	0	1	0.0	
		Disposed Of	153	110	63	326	2,436	13.4	1,404	63	74	62	1,603	2,436	65.8
		End Pending	124	151	42	317	4,179	7.6	836	42	22	57	957	4,179	22.9
6th	DOUGLAS	New Filed	230	121	96	447	3,388	13.2	2,172	8	74	114	2,368	3,388	69.9
		Reinstated	0	0	0	0	11	0.0	0	0	0	0	11	0.0	
		Disposed Of	223	130	90	443	3,285	13.5	2,023	12	89	114	2,238	3,285	68.1
		End Pending	192	90	68	350	3,090	11.3	2,184	5	23	18	2,230	3,090	72.2

* TOTAL OF ALL CASES IN ALL CATEGORIES: CIVIL; DOMESTIC RELATIONS; CRIMINAL; QUASI-CRIMINAL; AND JUVENILE

CRIMINAL AND QUASI-CRIMINAL CASELOAD, CONTINUED

CIRCUIT	COUNTY		CRIMINAL						QUASI-CRIMINAL						
			FELONY	MISDEMEANOR	DUI	TOTAL CRIMINAL CASES	TOTAL * ALL CASES	CRIMINAL AS % OF ALL CASES	TRAFFIC	CONSERVATION CASES	ORDINANCE CASES	CIVIL LAW	TOTAL OF QUASI-CRIMINAL	TOTAL * ALL CASES	QUASI-CRIM AS % OF ALL CASES
6th	MACON	New Filed	1,890	915	545	3,350	22,810	14.7	12,606	32	299	149	13,086	22,810	57.4
		Reinstated	0	0	0	0	53	0.0	0	0	0	0	0	53	0.0
		Disposed Of	1,553	934	503	2,990	20,954	14.3	11,906	29	227	141	12,303	20,954	58.7
		End Pending	1,716	803	385	2,904	15,577	18.6	5,272	7	343	28	5,650	15,577	36.3
6th	MOULTRIE	New Filed	77	100	50	227	2,213	10.3	1,422	25	36	0	1,483	2,213	67.0
		Reinstated	0	0	0	0	2	0.0	0	0	0	0	2	0.0	
		Disposed Of	97	84	34	215	2,140	10.0	1,409	32	27	0	1,468	2,140	68.6
		End Pending	54	78	48	180	971	18.5	412	4	12	0	428	971	44.1
6th	PIATT	New Filed	76	69	38	183	2,359	7.8	1,488	12	27	48	1,575	2,359	66.8
		Reinstated	0	0	0	0	1	0.0	0	0	0	0	1	0.0	
		Disposed Of	55	52	24	131	1,877	7.0	1,338	3	16	33	1,390	1,877	74.1
		End Pending	101	80	52	233	3,106	7.5	1,230	10	39	34	1,313	3,106	42.3
6th Circuit	CIRCUIT TOTAL	New Filed	4,295	2,497	1,226	8,018	63,786	12.6	37,062	135	967	516	38,680	63,786	60.6
		Reinstated	321	49	60	430	1,331	32.3	646	0	19	74	739	1,331	55.5
		Disposed Of	4,751	2,627	1,217	8,595	60,536	14.2	35,826	141	1,002	803	37,772	60,536	62.4
		End Pending	3,948	2,030	870	6,848	72,253	9.5	22,400	89	511	284	23,284	72,253	32.2
7th	GREENE	New Filed	125	152	41	318	2,482	12.8	1,458	30	16	57	1,561	2,482	62.9
		Reinstated	20	3	5	28	32	87.5	1	0	0	0	1	32	3.1
		Disposed Of	164	147	54	365	2,476	14.7	1,429	29	11	65	1,534	2,476	62.0
		End Pending	115	91	35	241	977	24.7	368	4	7	23	402	977	41.1
7th	JERSEY	New Filed	297	274	91	662	5,844	11.3	3,891	22	270	5	4,188	5,844	71.7
		Reinstated	0	0	0	0	0	0.0	0	0	0	0	0	0	0.0
		Disposed Of	238	239	88	565	5,418	10.4	3,727	22	265	6	4,020	5,418	74.2
		End Pending	301	243	78	622	3,306	18.8	1,667	26	69	3	1,765	3,306	53.4
7th	MACOUPIN	New Filed	404	409	113	926	10,571	8.8	7,316	30	203	50	7,599	10,571	71.9
		Reinstated	0	0	0	0	8	0.0	0	0	0	0	8	0.0	
		Disposed Of	285	394	88	767	9,964	7.7	7,170	25	125	53	7,373	9,964	74.0
		End Pending	596	866	151	1,613	11,744	13.7	5,087	23	665	7	5,782	11,744	49.2
7th	MORGAN	New Filed	261	312	58	631	4,818	13.1	2,377	35	49	0	2,461	4,818	51.1
		Reinstated	0	0	0	0	11	0.0	7	0	0	0	7	11	63.6
		Disposed Of	255	322	63	640	4,791	13.4	2,353	33	64	0	2,450	4,791	51.1
		End Pending	250	183	44	477	2,967	16.1	620	3	32	0	655	2,967	22.1
7th	SANGAMON	New Filed	1,371	1,136	625	3,132	46,857	6.7	28,713	57	280	238	29,288	46,857	62.5
		Reinstated	0	0	0	0	0	0.0	0	0	0	0	0	0	0.0
		Disposed Of	2,191	1,479	847	4,517	59,485	7.6	33,034	68	345	251	33,698	59,485	56.6
		End Pending	1,707	2,339	1,399	5,445	70,502	7.7	26,206	174	879	57	27,316	70,502	38.7

* TOTAL OF ALL CASES IN ALL CATEGORIES: CIVIL; DOMESTIC RELATIONS; CRIMINAL; QUASI-CRIMINAL; AND JUVENILE

CRIMINAL AND QUASI-CRIMINAL CASELOAD, CONTINUED

CIRCUIT	COUNTY		CRIMINAL						QUASI-CRIMINAL						
			FELONY	MISDEMEANOR	DUI	TOTAL CRIMINAL CASES	TOTAL * ALL CASES	CRIMINAL AS % OF ALL CASES	TRAFFIC CASES	CONSERVATION CASES	ORDINANCE CASES	CIVIL LAW	TOTAL OF QUASI-CRIMINAL CASES	TOTAL * ALL CASES	QUASI-CRIMINAL AS % OF ALL CASES
7th	SCOTT	New Filed	46	17	13	76	1,063	7.1	720	9	0	60	789	1,063	74.2
		Reinstated	0	0	0	0	0	0.0	0	0	0	0	0	0	0.0
		Disposed Of	38	11	6	55	958	5.7	720	10	0	46	776	958	81.0
		End Pending	41	33	12	86	1,204	7.1	511	2	2	13	528	1,204	43.9
7th Circuit	CIRCUIT TOTAL	New Filed	2,504	2,300	941	5,745	71,635	8.0	44,475	183	818	410	45,886	71,635	64.1
		Reinstated	20	3	5	28	51	54.9	8	0	0	0	8	51	15.7
		Disposed Of	3,171	2,592	1,146	6,909	83,092	8.3	48,433	187	810	421	49,851	83,092	60.0
		End Pending	3,010	3,755	1,719	8,484	90,700	9.4	34,459	232	1,654	103	36,448	90,700	40.2
8th	ADAMS	New Filed	1,038	474	144	1,656	13,434	12.3	6,240	23	1,026	66	7,355	13,434	54.7
		Reinstated	0	0	0	0	11	0.0	0	0	0	0	0	11	0.0
		Disposed Of	988	417	180	1,585	12,982	12.2	6,283	26	1,069	66	7,444	12,982	57.3
		End Pending	1,165	467	128	1,760	8,451	20.8	2,971	17	395	14	3,397	8,451	40.2
8th	BROWN	New Filed	21	34	6	61	987	6.2	635	10	5	37	687	987	69.6
		Reinstated	0	0	0	0	1	0.0	0	0	0	0	0	1	0.0
		Disposed Of	27	33	7	67	934	7.2	622	12	3	32	669	934	71.6
		End Pending	27	77	14	118	682	17.3	281	5	7	11	304	682	44.6
8th	CALHOUN	New Filed	32	51	14	97	527	18.4	284	23	12	5	324	527	61.5
		Reinstated	0	0	0	0	0	0.0	0	0	0	0	0	0	0.0
		Disposed Of	26	34	13	73	510	14.3	321	10	11	8	350	510	68.6
		End Pending	23	36	7	66	398	16.6	171	15	6	2	194	398	48.7
8th	CASS	New Filed	122	104	34	260	2,314	11.2	1,328	36	48	71	1,483	2,314	64.1
		Reinstated	0	0	0	0	2	0.0	0	0	0	0	0	2	0.0
		Disposed Of	91	66	29	186	1,917	9.7	1,036	22	38	88	1,184	1,917	61.8
		End Pending	216	117	52	385	1,812	21.2	860	18	42	15	935	1,812	51.6
8th	MASON	New Filed	118	129	34	281	3,489	8.1	2,390	17	150	55	2,612	3,489	74.9
		Reinstated	0	0	0	0	0	0.0	0	0	0	0	0	0	0.0
		Disposed Of	97	127	27	251	3,346	7.5	2,375	13	144	63	2,595	3,346	77.6
		End Pending	106	134	45	285	3,483	8.2	1,705	24	68	19	1,816	3,483	52.1
8th	MENARD	New Filed	50	52	28	130	1,037	12.5	503	7	2	10	522	1,037	50.3
		Reinstated	0	0	0	0	6	0.0	0	0	0	0	0	6	0.0
		Disposed Of	46	51	27	124	1,017	12.2	480	6	4	16	506	1,017	49.8
		End Pending	42	20	24	86	691	12.4	295	1	5	5	306	691	44.3
8th	PIKE	New Filed	252	152	64	468	3,808	12.3	2,263	68	8	111	2,450	3,808	64.3
		Reinstated	0	0	0	0	1	0.0	0	0	0	0	0	1	0.0
		Disposed Of	224	154	52	430	3,465	12.4	2,258	38	10	97	2,403	3,465	69.4
		End Pending	200	319	91	610	5,675	10.7	2,758	132	30	38	2,958	5,675	52.1

* TOTAL OF ALL CASES IN ALL CATEGORIES: CIVIL; DOMESTIC RELATIONS; CRIMINAL; QUASI-CRIMINAL; AND JUVENILE

CRIMINAL AND QUASI-CRIMINAL CASELOAD, CONTINUED

CIRCUIT	COUNTY		CRIMINAL						QUASI-CRIMINAL						
			FELONY	MISDEMEANOR	DUI	TOTAL CRIMINAL CASES	TOTAL * ALL CASES	CRIMINAL AS % OF ALL CASES	TRAFFIC CASES	CONSERVATION CASES	ORDINANCE CASES	CIVIL LAW	TOTAL OF QUASI-CRIMINAL CASES	TOTAL * ALL CASES	QUASI-CRIM AS % OF ALL CASES
8th.....	SCHUYLER	New Filed	65	30	28	123	1,896	6.5	1,377	11	16	56	1,460	1,896	77.0
		Reinstated	0	0	0	0	3	0.0	0	0	0	0	0	3	0.0
		Disposed Of	49	32	15	96	1,853	5.2	1,338	11	15	55	1,419	1,853	76.6
		End Pending	54	46	31	131	1,371	9.6	926	14	6	13	959	1,371	69.9
8th Circuit	CIRCUIT TOTAL	New Filed	1,698	1,026	352	3,076	27,492	11.2	15,020	195	1,267	411	16,893	27,492	61.4
		Reinstated	0	0	0	0	24	0.0	0	0	0	0	0	24	0.0
		Disposed Of	1,548	914	350	2,812	26,024	10.8	14,713	138	1,294	425	16,570	26,024	63.7
		End Pending	1,833	1,216	392	3,441	22,563	15.3	9,967	226	559	117	10,869	22,563	48.2
9th.....	FULTON	New Filed	361	386	93	840	5,688	14.8	2,564	90	299	157	3,110	5,688	54.7
		Reinstated	0	0	0	0	12	0.0	0	0	0	0	0	12	0.0
		Disposed Of	250	334	104	688	5,279	13.0	2,534	85	295	137	3,051	5,279	57.8
		End Pending	495	508	94	1,097	4,235	25.9	1,140	26	54	64	1,284	4,235	30.3
9th.....	HANCOCK	New Filed	191	115	33	339	2,171	15.6	1,069	26	17	4	1,116	2,171	51.4
		Reinstated	0	0	0	0	0	0.0	0	0	0	0	0	0	0.0
		Disposed Of	165	92	43	300	2,128	14.1	1,036	22	16	4	1,078	2,128	50.7
		End Pending	175	231	54	460	2,172	21.2	776	7	31	0	814	2,172	37.5
9th.....	HENDERSON	New Filed	85	45	61	191	2,674	7.1	2,036	43	81	0	2,160	2,674	80.8
		Reinstated	0	0	0	0	0	0.0	0	0	0	0	0	0	0.0
		Disposed Of	124	51	77	252	2,969	8.5	2,279	41	100	0	2,420	2,969	81.5
		End Pending	70	102	73	245	1,043	23.5	246	7	115	0	368	1,043	35.3
9th.....	KNOX	New Filed	887	887	216	1,990	11,272	17.7	6,458	22	265	35	6,780	11,272	60.1
		Reinstated	0	0	0	0	0	0.0	0	0	0	0	0	0	0.0
		Disposed Of	873	801	176	1,850	11,076	16.7	6,338	21	268	41	6,668	11,076	60.2
		End Pending	1,286	828	241	2,355	9,820	24.0	4,692	59	57	17	4,825	9,820	49.1
9th.....	MCDONOUGH	New Filed	260	277	133	670	4,463	15.0	1,953	45	414	125	2,537	4,463	56.8
		Reinstated	0	0	0	0	0	0.0	0	0	0	0	0	0	0.0
		Disposed Of	210	289	103	602	4,157	14.5	2,044	37	345	99	2,525	4,157	60.7
		End Pending	364	231	158	753	6,845	11.0	1,387	22	776	83	2,268	6,845	33.1
9th.....	WARREN	New Filed	155	123	40	318	2,754	11.5	1,616	11	207	19	1,853	2,754	67.3
		Reinstated	0	0	0	0	0	0.0	0	0	0	0	0	0	0.0
		Disposed Of	170	171	52	393	2,971	13.2	1,719	5	257	18	1,999	2,971	67.3
		End Pending	148	131	91	370	2,350	15.7	1,162	8	33	4	1,207	2,350	51.4
9th Circuit	CIRCUIT TOTAL	New Filed	1,939	1,833	576	4,348	29,022	15.0	15,696	237	1,283	340	17,556	29,022	60.5
		Reinstated	0	0	0	0	12	0.0	0	0	0	0	0	12	0.0
		Disposed Of	1,792	1,738	555	4,085	28,580	14.3	15,950	211	1,281	299	17,741	28,580	62.1
		End Pending	2,538	2,031	711	5,280	26,465	20.0	9,403	129	1,066	168	10,766	26,465	40.7

* TOTAL OF ALL CASES IN ALL CATEGORIES: CIVIL; DOMESTIC RELATIONS; CRIMINAL; QUASI-CRIMINAL; AND JUVENILE

CRIMINAL AND QUASI-CRIMINAL CASELOAD, CONTINUED

CIRCUIT	COUNTY		CRIMINAL						QUASI-CRIMINAL						
			FELONY	MISDEMEANOR	DUI	TOTAL CRIMINAL CASES	TOTAL * ALL CASES	CRIMINAL AS % OF ALL CASES	TRAFFIC CASES	CONSERVATION CASES	ORDINANCE CASES	CIVIL LAW	TOTAL OF QUASI-CRIMINAL CASES	TOTAL * ALL CASES	QUASI-CRIMINAL AS % OF ALL CASES
10th.....	MARSHALL	New Filed	64	48	33	145	1,452	10.0	814	12	15	25	866	1,452	59.6
		Reinstated	0	0	0	0	0	0.0	0	0	0	0	0	0	0.0
		Disposed Of	35	55	27	117	1,340	8.7	708	14	10	38	770	1,340	57.5
		End Pending	81	120	51	252	1,198	21.0	670	4	12	5	691	1,198	57.7
10th.....	PEORIA	New Filed	796	1,660	433	2,889	31,613	9.1	16,444	52	1,070	45	17,611	31,613	55.7
		Reinstated	7	1	0	8	53	15.1	1	0	44	0	45	53	84.9
		Disposed Of	837	1,543	400	2,780	32,173	8.6	16,076	25	1,159	52	17,312	32,173	53.8
		End Pending	783	1,004	671	2,458	28,437	8.6	18,011	39	309	5	18,364	28,437	64.6
10th.....	PUTNAM	New Filed	8	22	14	44	1,026	4.3	734	31	10	1	776	1,026	75.6
		Reinstated	0	0	0	0	1	0.0	0	0	0	0	1	0.0	
		Disposed Of	4	40	12	56	911	6.1	662	42	7	0	711	911	78.0
		End Pending	15	53	15	83	708	11.7	294	19	4	1	318	708	44.9
10th.....	STARK	New Filed	42	30	24	96	1,264	7.6	966	3	5	25	999	1,264	79.0
		Reinstated	0	0	0	0	0	0.0	0	0	0	0	0	0	0.0
		Disposed Of	35	18	15	68	1,133	6.0	884	3	4	21	912	1,133	80.5
		End Pending	40	32	21	93	580	16.0	278	1	2	8	289	580	49.8
10th.....	TAZEWELL	New Filed	746	994	431	2,171	26,349	8.2	18,707	33	636	54	19,430	26,349	73.7
		Reinstated	1	8	2	11	465	2.4	450	0	1	0	451	465	97.0
		Disposed Of	681	902	382	1,965	24,890	7.9	18,609	29	608	48	19,294	24,890	77.5
		End Pending	683	451	513	1,647	15,598	10.6	5,010	36	176	16	5,238	15,598	33.6
10th Circuit	CIRCUIT TOTAL	New Filed	1,656	2,754	935	5,345	61,704	8.7	37,665	131	1,736	150	39,682	61,704	64.3
		Reinstated	8	9	2	19	519	3.7	451	0	45	0	496	519	95.6
		Disposed Of	1,592	2,558	836	4,986	60,447	8.2	36,939	113	1,788	159	38,999	60,447	64.5
		End Pending	1,602	1,660	1,271	4,533	46,521	9.7	24,263	99	503	35	24,900	46,521	53.5
11th.....	FORD	New Filed	98	47	56	201	1,865	10.8	1,094	0	39	59	1,192	1,865	63.9
		Reinstated	0	0	0	0	0	0.0	0	0	0	0	0	0	0.0
		Disposed Of	75	73	42	190	1,503	12.6	907	0	29	31	967	1,503	64.3
		End Pending	203	154	82	439	5,031	8.7	3,232	8	44	38	3,322	5,031	66.0
11th.....	LIVINGSTON	New Filed	366	306	113	785	6,094	12.9	3,528	1	94	89	3,712	6,094	60.9
		Reinstated	0	0	0	0	1	0.0	0	0	0	0	1	0.0	
		Disposed Of	389	351	115	855	5,948	14.4	3,479	7	91	97	3,674	5,948	61.8
		End Pending	404	211	105	720	6,351	11.3	4,055	1	434	11	4,501	6,351	70.9
11th.....	LOGAN	New Filed	242	214	122	578	6,444	9.0	3,787	14	226	96	4,123	6,444	64.0
		Reinstated	0	0	0	0	0	0.0	0	0	0	0	0	0	0.0
		Disposed Of	225	205	96	526	6,150	8.6	3,792	27	203	96	4,118	6,150	67.0
		End Pending	255	367	105	727	5,925	12.3	3,101	5	58	29	3,193	5,925	53.9

* TOTAL OF ALL CASES IN ALL CATEGORIES: CIVIL; DOMESTIC RELATIONS; CRIMINAL; QUASI-CRIMINAL; AND JUVENILE

CRIMINAL AND QUASI-CRIMINAL CASELOAD, CONTINUED

CIRCUIT	COUNTY		CRIMINAL						QUASI-CRIMINAL						
			FELONY	MISDEMEANOR	DUI	TOTAL CRIMINAL CASES	TOTAL * ALL CASES	CRIMINAL AS % OF ALL CASES	TRAFFIC	CONSERVATION CASES	ORDINANCE CASES	CIVIL LAW	TOTAL OF QUASI-CRIMINAL	TOTAL * ALL CASES	QUASI-CRIM AS % OF ALL CASES
11th.....	MCLEAN	New Filed	1,312	1,478	776	3,566	32,866	10.9	21,090	10	583	256	21,939	32,866	66.8
		Reinstated	105	124	23	252	1,303	19.3	351	0	1	1	353	1,303	27.1
		Disposed Of	1,460	1,550	707	3,717	35,842	10.4	21,808	8	607	261	22,684	35,842	63.3
		End Pending	966	642	636	2,244	15,648	14.3	8,555	3	213	23	8,794	15,648	56.2
11th.....	WOODFORD	New Filed	215	131	80	426	4,119	10.3	2,584	5	9	137	2,735	4,119	66.4
		Reinstated	0	0	0	0	3	0.0	0	0	0	0	0	3	0.0
		Disposed Of	205	149	75	429	3,781	11.3	2,320	20	16	155	2,511	3,781	66.4
		End Pending	184	173	71	428	6,953	6.2	3,621	26	23	13	3,683	6,953	53.0
11th Circuit	CIRCUIT TOTAL	New Filed	2,233	2,176	1,147	5,556	51,388	10.8	32,083	30	951	637	33,701	51,388	65.6
		Reinstated	105	124	23	252	1,307	19.3	351	0	1	1	353	1,307	27.0
		Disposed Of	2,354	2,328	1,035	5,717	53,224	10.7	32,306	62	946	640	33,954	53,224	63.8
		End Pending	2,012	1,547	999	4,558	39,908	11.4	22,564	43	772	114	23,493	39,908	58.9
12th.....	WILL	New Filed	2,425	2,744	1,363	6,532	130,251	5.0	91,961	70	3,237	208	95,476	130,251	73.3
		Reinstated	37	29	12	78	3,892	2.0	3,114	0	111	1	3,226	3,892	82.9
		Disposed Of	2,142	2,574	1,335	6,051	131,007	4.6	92,673	94	3,438	251	96,456	131,007	73.6
		End Pending	3,491	2,738	3,755	9,984	87,765	11.4	57,099	6	4,222	41	61,368	87,765	69.9
12th Circuit	CIRCUIT TOTAL	New Filed	2,425	2,744	1,363	6,532	130,251	5.0	91,961	70	3,237	208	95,476	130,251	73.3
		Reinstated	37	29	12	78	3,892	2.0	3,114	0	111	1	3,226	3,892	82.9
		Disposed Of	2,142	2,574	1,335	6,051	131,007	4.6	92,673	94	3,438	251	96,456	131,007	73.6
		End Pending	3,491	2,738	3,755	9,984	87,765	11.4	57,099	6	4,222	41	61,368	87,765	69.9
13th.....	BUREAU	New Filed	139	343	73	555	4,304	12.9	2,356	74	16	49	2,495	4,304	58.0
		Reinstated	0	0	0	0	0	0.0	0	0	0	0	0	0	0.0
		Disposed Of	130	286	83	499	3,918	12.7	2,234	65	12	49	2,360	3,918	60.2
		End Pending	103	333	107	543	4,739	11.5	2,509	31	46	47	2,633	4,739	55.6
13th.....	GRUNDY	New Filed	268	374	280	922	11,358	8.1	7,792	12	326	0	8,130	11,358	71.6
		Reinstated	0	0	0	0	49	0.0	0	0	0	0	0	49	0.0
		Disposed Of	232	338	242	812	11,081	7.3	7,576	11	343	1	7,931	11,081	71.6
		End Pending	269	213	197	679	3,961	17.1	1,702	3	51	2	1,758	3,961	44.4
13th.....	LASALLE	New Filed	538	784	438	1,760	18,101	9.7	9,817	454	521	209	11,001	18,101	60.8
		Reinstated	36	61	128	225	751	30.0	306	0	20	2	328	751	43.7
		Disposed Of	548	817	519	1,884	18,192	10.4	9,766	471	520	213	10,970	18,192	60.3
		End Pending	415	362	327	1,104	11,655	9.5	7,393	47	39	65	7,544	11,655	64.7
13th Circuit	CIRCUIT TOTAL	New Filed	945	1,501	791	3,237	33,763	9.6	19,965	540	863	258	21,626	33,763	64.1
		Reinstated	36	61	128	225	800	28.1	306	0	20	2	328	800	41.0
		Disposed Of	910	1,441	844	3,195	33,191	9.6	19,576	547	875	263	21,261	33,191	64.1
		End Pending	787	908	631	2,326	20,355	11.4	11,604	81	136	114	11,935	20,355	58.6

* TOTAL OF ALL CASES IN ALL CATEGORIES: CIVIL; DOMESTIC RELATIONS; CRIMINAL; QUASI-CRIMINAL; AND JUVENILE

CRIMINAL AND QUASI-CRIMINAL CASELOAD, CONTINUED

CIRCUIT	COUNTY		CRIMINAL						QUASI-CRIMINAL						
			FELONY	MISDEMEANOR	DUI	TOTAL CRIMINAL CASES	TOTAL * ALL CASES	CRIMINAL AS % OF ALL CASES	TRAFFIC CASES	CONSERVATION CASES	ORDINANCE CASES	CIVIL LAW	TOTAL OF QUASI-CRIMINAL CASES	TOTAL * ALL CASES	QUASI-CRIM AS % OF ALL CASES
14th.....	HENRY	New Filed	555	396	141	1,092	10,134	10.8	6,835	30	94	154	7,113	10,134	70.2
		Reinstated	0	0	0	0	0	0.0	0	0	0	0	0	0	0.0
		Disposed Of	522	370	183	1,075	9,484	11.3	6,539	35	101	180	6,855	9,484	72.3
		End Pending	568	652	304	1,524	11,571	13.2	7,273	12	81	51	7,417	11,571	64.1
14th.....	MERCER	New Filed	109	85	40	234	1,549	15.1	633	7	163	0	803	1,549	51.8
		Reinstated	0	0	0	0	1	0.0	0	0	0	0	1	1	0.0
		Disposed Of	92	84	50	226	1,798	12.6	654	8	168	0	830	1,798	46.2
		End Pending	122	93	29	244	1,401	17.4	185	3	98	0	286	1,401	20.4
14th.....	ROCK ISLAND	New Filed	1,154	1,456	533	3,143	30,612	10.3	18,875	94	474	81	19,524	30,612	63.8
		Reinstated	0	0	0	0	3	0.0	0	0	0	0	3	3	0.0
		Disposed Of	1,019	1,216	464	2,699	28,339	9.5	17,050	92	350	66	17,558	28,339	62.0
		End Pending	1,237	2,237	780	4,254	37,828	11.2	22,754	78	1,902	28	24,762	37,828	65.5
14th.....	WHITESIDE	New Filed	397	256	148	801	10,591	7.6	5,946	36	177	70	6,229	10,591	58.8
		Reinstated	1	0	0	1	8	12.5	1	0	0	0	1	8	12.5
		Disposed Of	298	247	158	703	10,424	6.7	6,042	45	183	83	6,353	10,424	60.9
		End Pending	605	435	191	1,231	9,606	12.8	6,151	24	93	14	6,282	9,606	65.4
14th Circuit	CIRCUIT TOTAL	New Filed	2,215	2,193	862	5,270	52,886	10.0	32,289	167	908	305	33,669	52,886	63.7
		Reinstated	1	0	0	1	12	8.3	1	0	0	0	1	12	8.3
		Disposed Of	1,931	1,917	855	4,703	50,045	9.4	30,285	180	802	329	31,596	50,045	63.1
		End Pending	2,532	3,417	1,304	7,253	60,406	12.0	36,363	117	2,174	93	38,747	60,406	64.1
15th.....	CARROLL	New Filed	105	165	84	354	2,467	14.3	1,508	57	43	17	1,625	2,467	65.9
		Reinstated	0	0	0	0	0	0.0	0	0	0	0	0	0	0.0
		Disposed Of	98	182	55	335	2,234	15.0	1,443	54	52	14	1,563	2,234	70.0
		End Pending	100	290	84	474	2,371	20.0	999	74	24	6	1,103	2,371	46.5
15th.....	JO DAVIESS	New Filed	154	218	91	463	3,959	11.7	2,492	69	302	4	2,867	3,959	72.4
		Reinstated	0	0	0	0	0	0.0	0	0	0	0	0	0	0.0
		Disposed Of	137	154	83	374	3,938	9.5	2,532	90	296	4	2,922	3,938	74.2
		End Pending	106	131	53	290	2,775	10.5	1,914	10	101	0	2,025	2,775	73.0
15th.....	LEE	New Filed	284	204	147	635	6,771	9.4	4,066	33	344	4	4,447	6,771	65.7
		Reinstated	6	0	0	6	8	75.0	0	0	0	0	8	8	0.0
		Disposed Of	257	193	133	583	6,336	9.2	4,037	34	277	5	4,353	6,336	68.7
		End Pending	396	353	147	896	6,659	13.5	4,050	22	107	48	4,227	6,659	63.5
15th.....	OGLE	New Filed	297	328	179	804	9,866	8.1	6,899	57	42	346	7,344	9,866	74.4
		Reinstated	0	0	0	0	0	0.0	0	0	0	0	0	0	0.0
		Disposed Of	203	326	171	700	9,257	7.6	6,462	53	58	319	6,892	9,257	74.5
		End Pending	433	780	264	1,477	10,563	14.0	7,483	64	110	103	7,760	10,563	73.5

* TOTAL OF ALL CASES IN ALL CATEGORIES: CIVIL; DOMESTIC RELATIONS; CRIMINAL; QUASI-CRIMINAL; AND JUVENILE

CRIMINAL AND QUASI-CRIMINAL CASELOAD, CONTINUED

CIRCUIT	COUNTY		CRIMINAL						QUASI-CRIMINAL						
			FELONY	MISDEMEANOR	DUI	TOTAL CRIMINAL CASES	TOTAL * ALL CASES	CRIMINAL AS % OF ALL CASES	TRAFFIC	CONSERVATION CASES	ORDNANCE CASES	CIVIL LAW	TOTAL OF QUASI-CRIMINAL	TOTAL * ALL CASES	QUASI-CRIM AS % OF ALL CASES
15th.....	STEPHENSON	New Filed	321	992	148	1,461	11,340	12.9	7,207	35	668	3	7,913	11,340	69.8
		Reinstated	0	0	0	0	6	0.0	0	0	0	0	0	6	0.0
		Disposed Of	346	958	148	1,452	11,110	13.1	7,113	50	758	3	7,924	11,110	71.3
		End Pending	307	654	141	1,102	6,849	16.1	4,156	13	242	0	4,411	6,849	64.4
15th Circuit	CIRCUIT TOTAL	New Filed	1,161	1,907	649	3,717	34,403	10.8	22,172	251	1,399	374	24,196	34,403	70.3
		Reinstated	6	0	0	6	14	42.9	0	0	0	0	0	14	0.0
		Disposed Of	1,041	1,813	590	3,444	32,875	10.5	21,587	281	1,441	345	23,654	32,875	72.0
		End Pending	1,342	2,208	689	4,239	29,217	14.5	18,602	183	584	157	19,526	29,217	66.8
16th.....	KANE	New Filed	2,721	3,516	1,840	8,077	102,151	7.9	71,935	1,654	2,324	159	76,072	102,151	74.5
		Reinstated	51	26	81	158	1,143	13.8	484	0	85	4	573	1,143	50.1
		Disposed Of	3,577	3,437	2,373	9,387	73,652	12.7	48,232	41	2,168	101	50,542	73,652	68.6
		End Pending	3,842	3,159	2,163	9,164	66,286	13.8	48,020	842	422	30	49,314	66,286	74.4
16th Circuit	CIRCUIT TOTAL	New Filed	2,721	3,516	1,840	8,077	102,151	7.9	71,935	1,654	2,324	159	76,072	102,151	74.5
		Reinstated	51	26	81	158	1,143	13.8	484	0	85	4	573	1,143	50.1
		Disposed Of	3,577	3,437	2,373	9,387	73,652	12.7	48,232	41	2,168	101	50,542	73,652	68.6
		End Pending	3,842	3,159	2,163	9,164	66,286	13.8	48,020	842	422	30	49,314	66,286	74.4
17th.....	BOONE	New Filed	350	353	210	913	12,147	7.5	8,486	13	294	359	9,152	12,147	75.3
		Reinstated	0	0	0	0	10	0.0	0	0	0	0	0	10	0.0
		Disposed Of	403	406	236	1,045	12,522	8.3	8,893	17	301	380	9,591	12,522	76.6
		End Pending	455	841	397	1,693	12,992	13.0	10,091	5	66	42	10,204	12,992	78.5
17th.....	WINNEBAGO	New Filed	3,393	3,927	1,167	8,487	59,141	14.4	33,718	118	682	504	35,022	59,141	59.2
		Reinstated	14	1	1	16	281	5.7	9	0	2	0	11	281	3.9
		Disposed Of	3,557	3,709	1,384	8,650	57,688	15.0	32,682	103	683	516	33,984	57,688	58.9
		End Pending	3,961	7,318	1,953	13,232	72,367	18.3	39,376	200	498	162	40,236	72,367	55.6
17th Circuit	CIRCUIT TOTAL	New Filed	3,743	4,280	1,377	9,400	71,288	13.2	42,204	131	976	863	44,174	71,288	62.0
		Reinstated	14	1	1	16	291	5.5	9	0	2	0	11	291	3.8
		Disposed Of	3,960	4,115	1,620	9,695	70,210	13.8	41,575	120	984	896	43,575	70,210	62.1
		End Pending	4,416	8,159	2,350	14,925	85,359	17.5	49,467	205	564	204	50,440	85,359	59.1
18th.....	DUPAGE	New Filed	2,867	4,206	4,409	11,482	178,304	6.4	135,838	502	4,477	326	141,143	178,304	79.2
		Reinstated	867	1,188	562	2,617	10,819	24.2	7,260	35	145	3	7,443	10,819	68.8
		Disposed Of	3,566	5,411	4,729	13,706	190,204	7.2	143,036	535	4,696	343	148,610	190,204	78.1
		End Pending	2,865	2,688	3,624	9,177	52,615	17.4	27,000	75	2,692	55	29,822	52,615	56.7
18th Circuit	CIRCUIT TOTAL	New Filed	2,867	4,206	4,409	11,482	178,304	6.4	135,838	502	4,477	326	141,143	178,304	79.2
		Reinstated	867	1,188	562	2,617	10,819	24.2	7,260	35	145	3	7,443	10,819	68.8
		Disposed Of	3,566	5,411	4,729	13,706	190,204	7.2	143,036	535	4,696	343	148,610	190,204	78.1
		End Pending	2,865	2,688	3,624	9,177	52,615	17.4	27,000	75	2,692	55	29,822	52,615	56.7

* TOTAL OF ALL CASES IN ALL CATEGORIES: CIVIL; DOMESTIC RELATIONS; CRIMINAL; QUASI-CRIMINAL; AND JUVENILE

CRIMINAL AND QUASI-CRIMINAL CASELOAD, CONTINUED

CIRCUIT	COUNTY		CRIMINAL						QUASI-CRIMINAL						
			FELONY	MISDEMEANOR	DUI	TOTAL CRIMINAL CASES	TOTAL * ALL CASES	CRIMINAL AS % OF ALL CASES	TRAFFIC	CONSERVATION CASES	ORDINANCE CASES	CIVIL LAW	TOTAL OF QUASI-CRIMINAL	TOTAL * ALL CASES	QUASI-CRIM AS % OF ALL CASES
19th.....	LAKE	New Filed	2,898	3,695	2,147	8,740	123,015	7.1	89,402	346	2,828	184	92,760	123,015	75.4
		Reinstated	293	347	88	728	4,208	17.3	2,414	1	62	4	2,481	4,208	59.0
		Disposed Of	2,450	4,601	2,163	9,214	128,433	7.2	92,760	330	3,058	217	96,365	128,433	75.0
		End Pending	1,800	1,667	1,312	4,779	37,538	12.7	18,503	65	836	58	19,462	37,538	51.8
19th Circuit	CIRCUIT TOTAL	New Filed	2,898	3,695	2,147	8,740	123,015	7.1	89,402	346	2,828	184	92,760	123,015	75.4
		Reinstated	293	347	88	728	4,208	17.3	2,414	1	62	4	2,481	4,208	59.0
		Disposed Of	2,450	4,601	2,163	9,214	128,433	7.2	92,760	330	3,058	217	96,365	128,433	75.0
		End Pending	1,800	1,667	1,312	4,779	37,538	12.7	18,503	65	836	58	19,462	37,538	51.8
20th.....	MONROE	New Filed	292	221	129	642	5,177	12.4	3,431	25	168	0	3,624	5,177	70.0
		Reinstated	0	0	0	0	11	0.0	0	0	0	0	0	11	0.0
		Disposed Of	243	240	126	609	5,422	11.2	3,741	22	181	0	3,944	5,422	72.7
		End Pending	287	222	117	626	4,360	14.4	2,960	10	140	6	3,116	4,360	71.5
20th.....	PERRY	New Filed	174	141	48	363	3,267	11.1	1,728	50	392	71	2,241	3,267	68.6
		Reinstated	0	0	0	0	0	0.0	0	0	0	0	0	0	0.0
		Disposed Of	188	156	49	393	3,167	12.4	1,736	50	407	87	2,280	3,167	72.0
		End Pending	142	66	41	249	3,494	7.1	974	45	127	4	1,150	3,494	32.9
20th.....	RANDOLPH	New Filed	314	300	55	669	4,049	16.5	1,670	39	240	0	1,949	4,049	48.1
		Reinstated	0	0	0	0	12	0.0	1	0	0	0	1	12	8.3
		Disposed Of	205	290	42	537	3,814	14.1	1,667	40	249	0	1,956	3,814	51.3
		End Pending	262	150	47	459	2,776	16.5	629	5	93	0	727	2,776	26.2
20th.....	ST. CLAIR	New Filed	1,990	4,804	865	7,659	61,803	12.4	37,455	134	3,355	156	41,100	61,803	66.5
		Reinstated	689	0	0	689	712	96.8	0	0	0	0	0	712	0.0
		Disposed Of	2,338	4,728	803	7,869	60,291	13.1	36,125	109	3,446	163	39,843	60,291	66.1
		End Pending	1,452	15,603	1,998	19,053	109,786	17.4	73,914	134	8,811	130	82,989	109,786	75.6
20th.....	WASHINGTON	New Filed	94	143	24	261	1,817	14.4	979	10	40	20	1,049	1,817	57.7
		Reinstated	0	0	0	0	0	0.0	0	0	0	0	0	0	0.0
		Disposed Of	94	128	26	248	1,777	14.0	977	9	36	30	1,052	1,777	59.2
		End Pending	100	118	27	245	2,845	8.6	1,636	9	12	6	1,663	2,845	58.5
20th Circuit	CIRCUIT TOTAL	New Filed	2,864	5,609	1,121	9,594	76,113	12.6	45,263	258	4,195	247	49,963	76,113	65.6
		Reinstated	689	0	0	689	735	93.7	1	0	0	0	1	735	0.1
		Disposed Of	3,068	5,542	1,046	9,656	74,471	13.0	44,246	230	4,319	280	49,075	74,471	65.9
		End Pending	2,243	16,159	2,230	20,632	123,261	16.7	80,113	203	9,183	146	89,645	123,261	72.7
21st.....	IROQUOIS	New Filed	182	252	53	487	5,073	9.6	3,229	21	158	67	3,475	5,073	68.5
		Reinstated	0	0	0	0	0	0.0	0	0	0	0	0	0	0.0
		Disposed Of	169	216	48	433	4,796	9.0	3,114	23	140	69	3,346	4,796	69.8
		End Pending	277	528	162	967	10,421	9.3	7,700	47	205	32	7,984	10,421	76.6

* TOTAL OF ALL CASES IN ALL CATEGORIES: CIVIL; DOMESTIC RELATIONS; CRIMINAL; QUASI-CRIMINAL; AND JUVENILE

CRIMINAL AND QUASI-CRIMINAL CASELOAD, CONTINUED

CIRCUIT	COUNTY		CRIMINAL						QUASI-CRIMINAL						
			FELONY	MISDEMEANOR	DUI	TOTAL CRIMINAL CASES	TOTAL * ALL CASES	CRIMINAL AS % OF ALL CASES	TRAFFIC	CONSERVATION CASES	ORDINANCE CASES	CIVIL LAW	TOTAL OF QUASI-CRIMINAL	TOTAL * ALL CASES	QUASI-CRIM AS % OF ALL CASES
21st.....	KANKAKEE	New Filed	931	1,007	324	2,262	22,251	10.2	13,215	42	535	63	13,855	22,251	62.3
		Reinstated	0	0	0	0	0	0.0	0	0	0	0	0	0	0.0
		Disposed Of	440	497	70	1,007	14,072	7.2	7,703	29	186	45	7,963	14,072	56.6
		End Pending	1,912	5,262	1,801	8,975	62,245	14.4	35,833	226	1,464	112	37,635	62,245	60.5
21st Circuit	CIRCUIT TOTAL	New Filed	1,113	1,259	377	2,749	27,324	10.1	16,444	63	693	130	17,330	27,324	63.4
		Reinstated	0	0	0	0	0	0.0	0	0	0	0	0	0	0.0
		Disposed Of	609	713	118	1,440	18,868	7.6	10,817	52	326	114	11,309	18,868	59.9
		End Pending	2,189	5,790	1,963	9,942	72,666	13.7	43,533	273	1,669	144	45,619	72,666	62.8
22nd.....	MCHENRY	New Filed	1,141	1,673	855	3,669	54,357	6.7	37,736	209	2,351	369	40,665	54,357	74.8
		Reinstated	81	68	31	180	2,069	8.7	1,233	5	25	3	1,266	2,069	61.2
		Disposed Of	1,291	1,778	996	4,065	57,598	7.1	40,230	224	2,461	416	43,331	57,598	75.2
		End Pending	1,022	1,284	715	3,021	16,040	18.8	7,792	12	570	84	8,458	16,040	52.7
22nd Circuit	CIRCUIT TOTAL	New Filed	1,141	1,673	855	3,669	54,357	6.7	37,736	209	2,351	369	40,665	54,357	74.8
		Reinstated	81	68	31	180	2,069	8.7	1,233	5	25	3	1,266	2,069	61.2
		Disposed Of	1,291	1,778	996	4,065	57,598	7.1	40,230	224	2,461	416	43,331	57,598	75.2
		End Pending	1,022	1,284	715	3,021	16,040	18.8	7,792	12	570	84	8,458	16,040	52.7
23rd.....	DEKALB	New Filed	696	1,226	359	2,281	16,994	13.4	10,698	32	14	121	10,865	16,994	63.9
		Reinstated	14	17	7	38	500	7.6	443	2	4	13	462	500	92.4
		Disposed Of	773	1,211	409	2,393	17,485	13.7	11,110	25	27	197	11,359	17,485	65.0
		End Pending	1,399	1,883	518	3,800	12,857	29.6	6,256	25	510	54	6,845	12,857	53.2
23rd.....	KENDALL	New Filed	402	657	203	1,262	11,898	10.6	5,993	19	16	86	6,114	11,898	51.4
		Reinstated	7	2	0	9	206	4.4	0	0	0	0	206	206	0.0
		Disposed Of	392	671	205	1,268	11,752	10.8	5,960	19	11	99	6,089	11,752	51.8
		End Pending	568	845	268	1,681	7,789	21.6	2,999	0	6	26	3,031	7,789	38.9
23rd Circuit	CIRCUIT TOTAL	New Filed	1,098	1,883	562	3,543	28,892	12.3	16,691	51	30	207	16,979	28,892	58.8
		Reinstated	21	19	7	47	706	6.7	443	2	4	13	462	706	65.4
		Disposed Of	1,165	1,882	614	3,661	29,237	12.5	17,070	44	38	296	17,448	29,237	59.7
		End Pending	1,967	2,728	786	5,481	20,646	26.5	9,255	25	516	80	9,876	20,646	47.8
	DOWNSTATE TOTAL	New Filed	53,441	61,069	24,488	138,998	1,465,488	9.5	953,135	6,469	40,365	7,884	1,007,853	1,465,488	68.8
		Reinstated	2,978	1,927	1,000	5,905	28,819	20.5	16,782	43	519	105	17,449	28,819	60.5
		Disposed Of	53,530	60,214	25,132	138,876	1,427,289	9.7	924,857	4,656	40,364	8,540	978,417	1,427,289	68.6
		End Pending	59,777	82,943	32,442	175,162	1,340,666	13.1	738,714	4,248	37,974	2,874	783,810	1,340,666	58.5
Cook	COOK	New Filed	22,005	103,353	8,301	133,659	853,539	15.7	474,616	108	2,069	8,826	485,619	853,539	56.9
		Reinstated	134	153	0	287	12,223	2.3	0	0	0	0	12,223	12,223	0.0
		Disposed Of	23,581	48,917	7,742	80,240	671,821	11.9	355,622	146	1,011	614	357,393	671,821	53.2
		End Pending	23,182	178,371	16,893	218,446	1,657,936	13.2	919,495	5,327	88,415	17,835	1,031,072	1,657,936	62.2
	STATE TOTAL	New Filed	75,446	164,422	32,789	272,657	2,319,027	11.8	1,427,751	6,577	42,434	16,710	1,493,472	2,319,027	64.4
		Reinstated	3,112	2,080	1,000	6,192	41,042	15.1	16,782	43	519	105	17,449	41,042	42.5
		Disposed Of	77,111	109,131	32,874	219,116	2,099,110	10.4	1,280,479	4,802	41,375	9,154	1,335,810	2,099,110	63.6
		End Pending	82,959	261,314	49,335	393,608	2,998,602	13.1	1,658,209	9,575	126,389	20,709	1,814,882	2,998,602	60.5

* TOTAL OF ALL CASES IN ALL CATEGORIES: CIVIL; DOMESTIC RELATIONS; CRIMINAL; QUASI-CRIMINAL; AND JUVENILE

JUVENILE CASELOAD STATISTICS BY COUNTY

CIRCUIT COURTS - CALENDAR YEAR 2019

CIRCUIT / COUNTY		ABUSE & NEGLECT	DELINQUENT	OTHER **	TOTAL JUVENILE	TOTAL ALL CASES *	JUVENILE AS % OF ALL CASES	CIRCUIT / COUNTY		ABUSE & NEGLECT	DELINQUENT	OTHER **	TOTAL JUVENILE	TOTAL ALL CASES *	JUVENILE AS % OF ALL CASES
1st ALEXANDER	New Filed	5	4	16	25	4,258	0.6	1st Circuit Total	New Filed	377	241	39	657	66,348	1.0
	Reinstated	0	0	0	0	0	0.0		Reinstated	0	0	0	0	78	0.0
	Disposed Of	0	0	0	0	3,559	0.0		Disposed Of	208	193	37	438	60,045	0.7
	End Pending	67	161	255	483	37,865	1.3		End Pending	1,080	761	405	2,246	143,585	1.6
1st JACKSON	New Filed	30	93	3	126	7,580	1.7	2nd CRAWFORD	New Filed	20	27	0	47	2,966	1.6
	Reinstated	0	0	0	0	9	0.0		Reinstated	0	0	0	0	10	0.0
	Disposed Of	21	92	1	114	6,999	1.6		Disposed Of	20	23	0	43	2,903	1.5
	End Pending	65	31	9	105	3,851	2.7		End Pending	83	158	2	243	3,306	7.4
1st JOHNSON	New Filed	31	19	0	50	4,226	1.2	2nd EDWARDS	New Filed	3	6	0	9	1,369	0.7
	Reinstated	0	0	0	0	0	0.0		Reinstated	0	0	0	0	1	0.0
	Disposed Of	3	11	0	14	3,902	0.4		Disposed Of	0	2	0	2	1,282	0.2
	End Pending	47	13	0	60	8,787	0.7		End Pending	9	15	0	24	688	3.5
1st MASSAC	New Filed	42	19	0	61	10,562	0.6	2nd FRANKLIN	New Filed	67	56	4	127	5,661	2.2
	Reinstated	0	0	0	0	1	0.0		Reinstated	0	0	0	0	0	0.0
	Disposed Of	10	21	1	32	9,079	0.4		Disposed Of	59	44	2	105	4,861	2.2
	End Pending	103	53	9	165	6,517	2.5		End Pending	168	66	16	250	11,576	2.2
1st POPE	New Filed	5	12	0	17	990	1.7	2nd GALLATIN	New Filed	4	7	0	11	1,036	1.1
	Reinstated	0	0	0	0	0	0.0		Reinstated	0	0	0	0	0	0.0
	Disposed Of	3	3	0	6	993	0.6		Disposed Of	4	5	0	9	981	0.9
	End Pending	11	21	0	32	620	5.2		End Pending	28	24	0	52	1,273	4.1
1st PULASKI	New Filed	12	1	0	13	12,966	0.1	2nd HAMILTON	New Filed	18	10	0	28	1,145	2.4
	Reinstated	0	0	0	0	0	0.0		Reinstated	0	0	0	0	1	0.0
	Disposed Of	0	0	0	0	10,873	0.0		Disposed Of	2	10	0	12	1,055	1.1
	End Pending	141	194	55	390	65,096	0.6		End Pending	46	78	0	124	935	13.3
1st SALINE	New Filed	74	29	6	109	4,869	2.2	2nd HARDIN	New Filed	8	2	0	10	518	1.9
	Reinstated	0	0	0	0	1	0.0		Reinstated	0	0	0	0	0	0.0
	Disposed Of	60	36	5	101	4,391	2.3		Disposed Of	0	0	0	0	466	0.0
	End Pending	161	32	12	205	5,964	3.4		End Pending	17	13	0	30	895	3.4
1st UNION	New Filed	52	26	0	78	4,212	1.9	2nd JEFFERSON	New Filed	129	86	4	219	7,697	2.8
	Reinstated	0	0	0	0	0	0.0		Reinstated	0	0	0	0	20	0.0
	Disposed Of	0	0	0	0	3,764	0.0		Disposed Of	71	45	0	116	6,971	1.7
	End Pending	254	223	43	520	5,558	9.4		End Pending	343	205	58	606	9,975	6.1
1st WILLIAMSON	New Filed	126	38	14	178	16,685	1.1	2nd LAWRENCE	New Filed	20	8	0	28	1,798	1.6
	Reinstated	0	0	0	0	67	0.0		Reinstated	0	0	0	0	0	0.0
	Disposed Of	111	30	30	171	16,485	1.0		Disposed Of	5	8	0	13	1,537	0.8
	End Pending	231	33	22	286	9,327	3.1		End Pending	139	47	0	186	3,329	5.6

* TOTAL OF ALL CASES IN ALL CATEGORIES: CIVIL; DOMESTICE RELATIONS; CRIMINAL; QUASI-CRIMINAL; AND JUVENILE

** INCLUDES ADDICTED MINORS, MINORS REQUIRING AUTHORITATIVE INTERVENTION, AND TRUANTS.

JUVENILE CASELOAD, CONTINUED

CIRCUIT / COUNTY		ABUSE & NEGLECT	DELINQUENT	OTHER **	TOTAL JUVENILE	TOTAL ALL CASES *	JUVENILE AS % OF ALL CASES	CIRCUIT / COUNTY		ABUSE & NEGLECT	DELINQUENT	OTHER **	TOTAL JUVENILE	TOTAL ALL CASES *	JUVENILE AS % OF ALL CASES
2nd RICHLAND	New Filed	50	47	0	97	2,512	3.9	4th CLAY	New Filed	8	17	0	25	1,672	1.5
	Reinstated	0	0	0	0	0	0.0		Reinstated	0	0	0	0	2	0.0
	Disposed Of	26	61	0	87	2,344	3.7		Disposed Of	4	22	1	27	1,777	1.5
	End Pending	109	42	0	151	2,014	7.5		End Pending	26	6	2	34	630	5.4
2nd WABASH	New Filed	27	22	0	49	2,191	2.2	4th CLINTON	New Filed	44	87	3	134	4,003	3.3
	Reinstated	0	0	0	0	0	0.0		Reinstated	0	0	0	0	1	0.0
	Disposed Of	2	2	0	4	1,905	0.2		Disposed Of	11	72	8	91	3,764	2.4
	End Pending	103	53	2	158	2,354	6.7		End Pending	83	38	9	130	3,355	3.9
2nd WAYNE	New Filed	58	19	0	77	2,388	3.2	4th EFFINGHAM	New Filed	62	95	0	157	7,790	2.0
	Reinstated	0	0	0	0	9	0.0		Reinstated	0	0	0	0	87	0.0
	Disposed Of	22	11	0	33	2,243	1.5		Disposed Of	22	87	0	109	7,830	1.4
	End Pending	133	35	0	168	6,187	2.7		End Pending	112	302	0	414	9,704	4.3
2nd WHITE	New Filed	37	90	3	130	3,141	4.1	4th FAYETTE	New Filed	46	26	2	74	5,392	1.4
	Reinstated	0	0	0	0	0	0.0		Reinstated	0	0	0	0	0	0.0
	Disposed Of	12	59	1	72	3,121	2.3		Disposed Of	53	22	3	78	5,010	1.6
	End Pending	60	101	4	165	6,730	2.5		End Pending	23	41	0	64	5,248	1.2
2nd Circuit Total	New Filed	441	380	11	832	32,422	2.6	4th JASPER	New Filed	15	31	1	47	1,689	2.8
	Reinstated	0	0	0	0	41	0.0		Reinstated	0	0	0	0	0	0.0
	Disposed Of	223	270	3	496	29,669	1.7		Disposed Of	10	20	1	31	1,630	1.9
	End Pending	1,238	837	82	2,157	49,262	4.4		End Pending	25	24	3	52	969	5.4
3rd BOND	New Filed	18	8	0	26	5,343	0.5	4th MARION	New Filed	114	68	21	203	8,148	2.5
	Reinstated	0	0	0	0	0	0.0		Reinstated	0	0	0	0	42	0.0
	Disposed Of	0	6	0	6	5,005	0.1		Disposed Of	67	73	25	165	7,802	2.1
	End Pending	186	81	45	312	10,329	3.0		End Pending	212	20	19	251	4,338	5.8
3rd MADISON	New Filed	302	398	10	710	68,885	1.0	4th MONTGOMERY	New Filed	53	19	0	72	7,670	0.9
	Reinstated	0	1	0	1	530	0.2		Reinstated	0	0	0	0	9	0.0
	Disposed Of	308	317	21	646	64,082	1.0		Disposed Of	20	19	0	39	7,171	0.5
	End Pending	145	300	6	451	67,152	0.7		End Pending	89	26	0	115	6,676	1.7
3rd Circuit Total	New Filed	320	406	10	736	74,228	1.0	4th SHELBY	New Filed	35	41	0	76	2,247	3.4
	Reinstated	0	1	0	1	530	0.2		Reinstated	0	0	0	0	0	0.0
	Disposed Of	308	323	21	652	69,087	0.9		Disposed Of	4	18	0	22	2,314	1.0
	End Pending	331	381	51	763	77,481	1.0		End Pending	101	52	0	153	1,486	10.3
4th CHRISTIAN	New Filed	50	50	0	100	5,297	1.9	4th Circuit Total	New Filed	427	434	27	888	43,908	2.0
	Reinstated	0	0	0	0	30	0.0		Reinstated	0	0	0	0	171	0.0
	Disposed Of	55	34	0	89	5,100	1.7		Disposed Of	246	367	38	651	42,398	1.5
	End Pending	150	36	1	187	4,940	3.8		End Pending	821	545	34	1,400	37,346	3.7

* TOTAL OF ALL CASES IN ALL CATEGORIES: CIVIL; DOMESTICE RELATIONS; CRIMINAL; QUASI-CRIMINAL; AND JUVENILE

** INCLUDES ADDICTED MINORS, MINORS REQUIRING AUTHORITATIVE INTERVENTION, AND TRUANTS.

JUVENILE CASELOAD, CONTINUED

CIRCUIT / COUNTY		ABUSE & NEGLECT	DELINQUENT	OTHER **	TOTAL JUVENILE	TOTAL ALL CASES *	JUVENILE AS % OF ALL CASES	CIRCUIT / COUNTY		ABUSE & NEGLECT	DELINQUENT	OTHER **	TOTAL JUVENILE	TOTAL ALL CASES *	JUVENILE AS % OF ALL CASES
5th CLARK	New Filed	11	8	0	19	3,232	0.6	6th MACON	New Filed	388	235	0	623	22,810	2.7
	Reinstated	0	0	0	0	2	0.0		Reinstated	0	0	0	0	53	0.0
	Disposed Of	0	1	0	1	2,889	0.0		Disposed Of	227	161	0	388	20,954	1.9
	End Pending	36	22	0	58	3,795	1.5		End Pending	725	430	9	1,164	15,577	7.5
5th COLES	New Filed	85	38	1	124	9,607	1.3	6th MOULTRIE	New Filed	13	22	0	35	2,213	1.6
	Reinstated	0	0	0	0	0	0.0		Reinstated	0	0	0	0	2	0.0
	Disposed Of	1	0	0	1	7,784	0.0		Disposed Of	4	13	0	17	2,140	0.8
	End Pending	432	568	50	1,050	22,400	4.7		End Pending	28	31	0	59	971	6.1
5th CUMBERLAND	New Filed	9	10	0	19	1,718	1.1	6th PIATT	New Filed	32	14	0	46	2,359	1.9
	Reinstated	0	0	0	0	1	0.0		Reinstated	0	0	0	0	1	0.0
	Disposed Of	0	3	0	3	1,535	0.2		Disposed Of	18	14	0	32	1,877	1.7
	End Pending	86	134	15	235	5,164	4.6		End Pending	61	8	0	69	3,106	2.2
5th EDGAR	New Filed	21	38	0	59	2,391	2.5	6th Circuit Total	New Filed	542	473	10	1,025	63,786	1.6
	Reinstated	0	0	0	0	0	0.0		Reinstated	0	22	0	22	1,331	1.7
	Disposed Of	0	0	0	0	1,656	0.0		Disposed Of	307	364	8	679	60,536	1.1
	End Pending	58	138	0	196	4,810	4.1		End Pending	1,545	1,120	138	2,803	72,253	3.9
5th VERMILION	New Filed	150	186	0	336	13,860	2.4	7th GREENE	New Filed	18	20	0	38	2,482	1.5
	Reinstated	0	0	0	0	63	0.0		Reinstated	0	0	0	0	32	0.0
	Disposed Of	1	123	0	124	10,532	1.2		Disposed Of	16	14	0	30	2,476	1.2
	End Pending	482	694	157	1,333	26,259	5.1		End Pending	34	16	0	50	977	5.1
5th Circuit Total	New Filed	276	280	1	557	30,808	1.8	7th JERSEY	New Filed	62	55	0	117	5,844	2.0
	Reinstated	0	0	0	0	66	0.0		Reinstated	0	0	0	0	0	0.0
	Disposed Of	2	127	0	129	24,396	0.5		Disposed Of	1	2	0	3	5,418	0.1
	End Pending	1,094	1,556	222	2,872	62,428	4.6		End Pending	147	97	1	245	3,306	7.4
6th CHAMPAIGN	New Filed	81	159	8	248	30,435	0.8	7th MACOUPIN	New Filed	65	16	1	82	10,571	0.8
	Reinstated	0	22	0	22	1,263	1.7		Reinstated	0	0	0	0	8	0.0
	Disposed Of	44	161	6	211	29,844	0.7		Disposed Of	41	20	0	61	9,964	0.6
	End Pending	650	331	115	1,096	45,330	2.4		End Pending	264	190	73	527	11,744	4.5
6th DEWITT	New Filed	17	31	0	48	2,581	1.9	7th MORGAN	New Filed	19	20	0	39	4,818	0.8
	Reinstated	0	0	0	0	1	0.0		Reinstated	0	0	0	0	11	0.0
	Disposed Of	0	0	0	0	2,436	0.0		Disposed Of	8	3	0	11	4,791	0.2
	End Pending	73	318	13	404	4,179	9.7		End Pending	76	32	0	108	2,967	3.6
6th DOUGLAS	New Filed	11	12	2	25	3,388	0.7	7th SANGAMON	New Filed	352	115	14	481	46,857	1.0
	Reinstated	0	0	0	0	11	0.0		Reinstated	0	0	0	0	0	0.0
	Disposed Of	14	15	2	31	3,285	0.9		Disposed Of	429	262	16	707	59,485	1.2
	End Pending	8	2	1	11	3,090	0.4		End Pending	792	460	61	1,313	70,502	1.9

* TOTAL OF ALL CASES IN ALL CATEGORIES: CIVIL; DOMESTIC RELATIONS; CRIMINAL; QUASI-CRIMINAL; AND JUVENILE

** INCLUDES ADDICTED MINORS, MINORS REQUIRING AUTHORITATIVE INTERVENTION, AND TRUANTS.

JUVENILE CASELOAD, CONTINUED

CIRCUIT / COUNTY		ABUSE & NEGLECT	DELINQUENT	OTHER **	TOTAL JUVENILE	TOTAL ALL CASES *	JUVENILE AS % OF ALL CASES	CIRCUIT / COUNTY		ABUSE & NEGLECT	DELINQUENT	OTHER **	TOTAL JUVENILE	TOTAL ALL CASES *	JUVENILE AS % OF ALL CASES
7th SCOTT	New Filed	3	2	0	5	1,063	0.5	8th SCHUYLER	New Filed	2	2	0	4	1,896	0.2
	Reinstated	0	0	0	0	0	0.0		Reinstated	0	0	0	0	3	0.0
	Disposed Of	0	0	0	0	958	0.0		Disposed Of	2	6	0	8	1,853	0.4
	End Pending	28	90	0	118	1,204	9.8		End Pending	12	1	1	14	1,371	1.0
7th Circuit Total	New Filed	519	228	15	762	71,635	1.1	8th Circuit Total	New Filed	186	152	13	351	27,492	1.3
	Reinstated	0	0	0	0	51	0.0		Reinstated	1	0	0	1	24	4.2
	Disposed Of	495	301	16	812	83,092	1.0		Disposed Of	106	90	0	196	26,024	0.8
	End Pending	1,341	885	135	2,361	90,700	2.6		End Pending	574	608	73	1,255	22,563	5.6
8th ADAMS	New Filed	107	85	3	195	13,434	1.5	9th FULTON	New Filed	51	41	12	104	5,688	1.8
	Reinstated	0	0	0	0	11	0.0		Reinstated	0	0	0	0	12	0.0
	Disposed Of	64	56	0	120	12,982	0.9		Disposed Of	41	30	7	78	5,279	1.5
	End Pending	257	132	12	401	8,451	4.7		End Pending	138	153	17	308	4,235	7.3
8th BROWN	New Filed	6	0	0	6	987	0.6	9th HANCOCK	New Filed	42	14	0	56	2,171	2.6
	Reinstated	0	0	0	0	1	0.0		Reinstated	0	0	0	0	0	0.0
	Disposed Of	2	0	0	2	934	0.2		Disposed Of	32	15	0	47	2,128	2.2
	End Pending	16	5	0	21	682	3.1		End Pending	24	3	0	27	2,172	1.2
8th CALHOUN	New Filed	5	2	0	7	527	1.3	9th HENDERSON	New Filed	3	7	0	10	2,674	0.4
	Reinstated	0	0	0	0	0	0.0		Reinstated	0	0	0	0	0	0.0
	Disposed Of	3	1	0	4	510	0.8		Disposed Of	7	5	0	12	2,969	0.4
	End Pending	5	2	0	7	398	1.8		End Pending	0	3	0	3	1,043	0.3
8th CASS	New Filed	10	14	0	24	2,314	1.0	9th KNOX	New Filed	53	83	0	136	11,272	1.2
	Reinstated	0	0	0	0	2	0.0		Reinstated	0	0	0	0	0	0.0
	Disposed Of	15	9	0	24	1,917	1.3		Disposed Of	29	77	0	106	11,076	1.0
	End Pending	36	21	0	57	1,812	3.1		End Pending	132	77	0	209	9,820	2.1
8th MASON	New Filed	31	24	0	55	3,489	1.6	9th MCDONOUGH	New Filed	39	55	7	101	4,463	2.3
	Reinstated	0	0	0	0	0	0.0		Reinstated	0	0	0	0	0	0.0
	Disposed Of	12	15	0	27	3,346	0.8		Disposed Of	14	33	3	50	4,157	1.2
	End Pending	109	34	0	143	3,483	4.1		End Pending	126	125	10	261	6,845	3.8
8th MENARD	New Filed	10	3	0	13	1,037	1.3	9th WARREN	New Filed	8	17	0	25	2,754	0.9
	Reinstated	1	0	0	1	6	16.7		Reinstated	0	0	0	0	0	0.0
	Disposed Of	8	3	0	11	1,017	1.1		Disposed Of	0	0	0	0	2,971	0.0
	End Pending	21	2	0	23	691	3.3		End Pending	81	126	1	208	2,350	8.9
8th PIKE	New Filed	15	22	10	47	3,808	1.2	9th Circuit Total	New Filed	196	217	19	432	29,022	1.5
	Reinstated	0	0	0	0	1	0.0		Reinstated	0	0	0	0	12	0.0
	Disposed Of	0	0	0	0	3,465	0.0		Disposed Of	123	160	10	293	28,580	1.0
	End Pending	118	411	60	589	5,675	10.4		End Pending	501	487	28	1,016	26,465	3.8

* TOTAL OF ALL CASES IN ALL CATEGORIES: CIVIL; DOMESTICE RELATIONS; CRIMINAL; QUASI-CRIMINAL; AND JUVENILE

** INCLUDES ADDICTED MINORS, MINORS REQUIRING AUTHORITATIVE INTERVENTION, AND TRUANTS.

JUVENILE CASELOAD, CONTINUED

CIRCUIT / COUNTY		ABUSE & NEGLECT	DELINQUENT	OTHER **	TOTAL JUVENILE	TOTAL ALL CASES *	JUVENILE AS % OF ALL CASES	CIRCUIT / COUNTY		ABUSE & NEGLECT	DELINQUENT	OTHER **	TOTAL JUVENILE	TOTAL ALL CASES *	JUVENILE AS % OF ALL CASES
10th MARSHALL	New Filed	3	9	0	12	1,452	0.8	11th MCLEAN	New Filed	128	133	0	261	32,866	0.8
	Reinstated	0	0	0	0	0	0.0		Reinstated	0	0	0	0	1,303	0.0
	Disposed Of	0	6	0	6	1,340	0.4		Disposed Of	120	225	0	345	35,842	1.0
	End Pending	5	0	1	6	1,198	0.5		End Pending	258	172	0	430	15,648	2.7
10th PEORIA	New Filed	469	435	6	910	31,613	2.9	11th WOODFORD	New Filed	28	30	0	58	4,119	1.4
	Reinstated	0	0	0	0	53	0.0		Reinstated	0	0	0	0	3	0.0
	Disposed Of	388	455	9	852	32,173	2.6		Disposed Of	16	19	0	35	3,781	0.9
	End Pending	1,153	125	12	1,290	28,437	4.5		End Pending	140	105	0	245	6,953	3.5
10th PUTNAM	New Filed	0	11	1	12	1,026	1.2	11th Circuit Total	New Filed	310	238	4	552	51,388	1.1
	Reinstated	0	0	0	0	1	0.0		Reinstated	0	0	0	0	1,307	0.0
	Disposed Of	0	0	0	0	911	0.0		Disposed Of	214	298	4	516	53,224	1.0
	End Pending	1	36	5	42	708	5.9		End Pending	677	547	15	1,239	39,908	3.1
10th STARK	New Filed	0	3	1	4	1,264	0.3	12th WILL	New Filed	207	406	14	627	130,251	0.5
	Reinstated	0	0	0	0	0	0.0		Reinstated	9	4	0	13	3,892	0.3
	Disposed Of	2	3	4	9	1,133	0.8		Disposed Of	181	438	10	629	131,007	0.5
	End Pending	1	9	1	11	580	1.9		End Pending	432	574	12	1,018	87,765	1.2
10th TAZEWELL	New Filed	337	144	2	483	26,349	1.8	12th Circuit Total	New Filed	207	406	14	627	130,251	0.5
	Reinstated	0	0	0	0	465	0.0		Reinstated	9	4	0	13	3,892	0.3
	Disposed Of	177	61	2	240	24,890	1.0		Disposed Of	181	438	10	629	131,007	0.5
	End Pending	662	305	85	1,052	15,598	6.7		End Pending	432	574	12	1,018	87,765	1.2
10th Circuit Total	New Filed	809	602	10	1,421	61,704	2.3	13th BUREAU	New Filed	11	29	1	41	4,304	1.0
	Reinstated	0	0	0	0	519	0.0		Reinstated	0	0	0	0	0	0.0
	Disposed Of	567	525	15	1,107	60,447	1.8		Disposed Of	0	0	0	0	3,918	0.0
	End Pending	1,822	475	104	2,401	46,521	5.2		End Pending	68	255	12	335	4,739	7.1
11th FORD	New Filed	7	2	0	9	1,865	0.5	13th GRUNDY	New Filed	14	31	0	45	11,358	0.4
	Reinstated	0	0	0	0	0	0.0		Reinstated	0	0	0	0	49	0.0
	Disposed Of	3	5	0	8	1,503	0.5		Disposed Of	15	70	0	85	11,081	0.8
	End Pending	26	61	2	89	5,031	1.8		End Pending	24	122	0	146	3,961	3.7
11th LIVINGSTON	New Filed	81	41	3	125	6,094	2.1	13th LASALLE	New Filed	50	128	11	189	18,101	1.0
	Reinstated	0	0	0	0	1	0.0		Reinstated	0	0	0	0	751	0.0
	Disposed Of	42	33	4	79	5,948	1.3		Disposed Of	43	129	9	181	18,192	1.0
	End Pending	107	59	10	176	6,351	2.8		End Pending	29	61	8	98	11,655	0.8
11th LOGAN	New Filed	66	32	1	99	6,444	1.5	13th Circuit Total	New Filed	75	188	12	275	33,763	0.8
	Reinstated	0	0	0	0	0	0.0		Reinstated	0	0	0	0	800	0.0
	Disposed Of	33	16	0	49	6,150	0.8		Disposed Of	58	199	9	266	33,191	0.8
	End Pending	146	150	3	299	5,925	5.0		End Pending	121	438	20	579	20,355	2.8

* TOTAL OF ALL CASES IN ALL CATEGORIES: CIVIL; DOMESTIC RELATIONS; CRIMINAL; QUASI-CRIMINAL; AND JUVENILE

** INCLUDES ADDICTED MINORS, MINORS REQUIRING AUTHORITATIVE INTERVENTION, AND TRUANTS.

JUVENILE CASELOAD, CONTINUED

CIRCUIT / COUNTY		ABUSE & NEGLECT	DELINQUENT	OTHER **	TOTAL JUVENILE	TOTAL ALL CASES *	JUVENILE AS % OF ALL CASES	CIRCUIT / COUNTY		ABUSE & NEGLECT	DELINQUENT	OTHER **	TOTAL JUVENILE	TOTAL ALL CASES *	JUVENILE AS % OF ALL CASES
14th HENRY	New Filed	59	30	1	90	10,134	0.9	15th STEPHENSON	New Filed	57	86	2	145	11,340	1.3
	Reinstated	0	0	0	0	0	0.0		Reinstated	5	0	0	5	6	83.3
	Disposed Of	28	45	2	75	9,484	0.8		Disposed Of	50	57	0	107	11,110	1.0
	End Pending	123	217	43	383	11,571	3.3		End Pending	102	167	4	273	6,849	4.0
14th MERCER	New Filed	11	3	0	14	1,549	0.9	15th Circuit Total	New Filed	130	190	10	330	34,403	1.0
	Reinstated	0	0	0	0	1	0.0		Reinstated	5	0	0	5	14	35.7
	Disposed Of	0	1	0	1	1,798	0.1		Disposed Of	83	107	2	192	32,875	0.6
	End Pending	66	45	6	117	1,401	8.4		End Pending	287	506	65	858	29,217	2.9
14th ROCK ISLAND	New Filed	127	190	2	319	30,612	1.0	16th KANE	New Filed	101	393	29	523	102,151	0.5
	Reinstated	0	0	0	0	3	0.0		Reinstated	0	2	1	3	1,143	0.3
	Disposed Of	66	163	0	229	28,339	0.8		Disposed Of	70	330	19	419	73,652	0.6
	End Pending	371	412	9	792	37,828	2.1		End Pending	62	474	37	573	66,286	0.9
14th WHITESIDE	New Filed	89	48	13	150	10,591	1.4	16th Circuit Total	New Filed	101	393	29	523	102,151	0.5
	Reinstated	0	0	0	0	8	0.0		Reinstated	0	2	1	3	1,143	0.3
	Disposed Of	40	40	10	90	10,424	0.9		Disposed Of	70	330	19	419	73,652	0.6
	End Pending	169	24	2	195	9,606	2.0		End Pending	62	474	37	573	66,286	0.9
14th Circuit Total	New Filed	286	271	16	573	52,886	1.1	17th BOONE	New Filed	30	191	14	235	12,147	1.9
	Reinstated	0	0	0	0	12	0.0		Reinstated	0	0	0	0	10	0.0
	Disposed Of	134	249	12	395	50,045	0.8		Disposed Of	22	124	11	157	12,522	1.3
	End Pending	729	698	60	1,487	60,406	2.5		End Pending	48	223	11	282	12,992	2.2
15th CARROLL	New Filed	6	6	2	14	2,467	0.6	17th WINNEBAGO	New Filed	569	304	31	904	59,141	1.5
	Reinstated	0	0	0	0	0	0.0		Reinstated	7	0	1	8	281	2.8
	Disposed Of	0	0	0	0	2,234	0.0		Disposed Of	384	306	16	706	57,688	1.2
	End Pending	37	22	2	61	2,371	2.6		End Pending	1,365	1,405	165	2,935	72,367	4.1
15th JO DAVIESS	New Filed	20	2	0	22	3,959	0.6	17th Circuit Total	New Filed	599	495	45	1,139	71,288	1.6
	Reinstated	0	0	0	0	0	0.0		Reinstated	7	0	1	8	291	2.7
	Disposed Of	9	2	0	11	3,938	0.3		Disposed Of	406	430	27	863	70,210	1.2
	End Pending	22	2	0	24	2,775	0.9		End Pending	1,413	1,628	176	3,217	85,359	3.8
15th LEE	New Filed	15	27	5	47	6,771	0.7	18th DUPAGE	New Filed	74	446	9	529	178,304	0.3
	Reinstated	0	0	0	0	8	0.0		Reinstated	0	72	0	72	10,819	0.7
	Disposed Of	16	26	2	44	6,336	0.7		Disposed Of	56	575	12	643	190,204	0.3
	End Pending	9	40	7	56	6,659	0.8		End Pending	136	383	6	525	52,615	1.0
15th OGLE	New Filed	32	69	1	102	9,866	1.0	18th Circuit Total	New Filed	74	446	9	529	178,304	0.3
	Reinstated	0	0	0	0	0	0.0		Reinstated	0	72	0	72	10,819	0.7
	Disposed Of	8	22	0	30	9,257	0.3		Disposed Of	56	575	12	643	190,204	0.3
	End Pending	117	275	52	444	10,563	4.2		End Pending	136	383	6	525	52,615	1.0

* TOTAL OF ALL CASES IN ALL CATEGORIES: CIVIL; DOMESTIC RELATIONS; CRIMINAL; QUASI-CRIMINAL; AND JUVENILE

** INCLUDES ADDICTED MINORS, MINORS REQUIRING AUTHORITATIVE INTERVENTION, AND TRUANTS.

JUVENILE CASELOAD, CONTINUED

CIRCUIT / COUNTY		ABUSE & NEGLECT	DELINQUENT	OTHER **	TOTAL JUVENILE	TOTAL ALL CASES *	JUVENILE AS % OF ALL CASES	CIRCUIT / COUNTY		ABUSE & NEGLECT	DELINQUENT	OTHER **	TOTAL JUVENILE	TOTAL ALL CASES *	JUVENILE AS % OF ALL CASES
19th LAKE	New Filed	296	471	19	786	123,015	0.6	21st Circuit Total	New Filed	62	306	3	371	27,324	1.4
	Reinstated	5	31	0	36	4,208	0.9		Reinstated	0	0	0	0	0	0.0
	Disposed Of	208	681	29	918	128,433	0.7		Disposed Of	55	232	6	293	18,868	1.6
	End Pending	587	507	18	1,112	37,538	3.0		End Pending	178	472	29	679	72,666	0.9
19th Circuit Total	New Filed	296	471	19	786	123,015	0.6	22nd MCHENRY	New Filed	115	176	3	294	54,357	0.5
	Reinstated	5	31	0	36	4,208	0.9		Reinstated	4	2	0	6	2,069	0.3
	Disposed Of	208	681	29	918	128,433	0.7		Disposed Of	88	191	1	280	57,598	0.5
	End Pending	587	507	18	1,112	37,538	3.0		End Pending	187	242	2	431	16,040	2.7
20th MONROE	New Filed	9	10	0	19	5,177	0.4	22nd Circuit Total	New Filed	115	176	3	294	54,357	0.5
	Reinstated	0	0	0	0	11	0.0		Reinstated	4	2	0	6	2,069	0.3
	Disposed Of	1	1	0	2	5,422	0.0		Disposed Of	88	191	1	280	57,598	0.5
	End Pending	29	43	3	75	4,360	1.7		End Pending	187	242	2	431	16,040	2.7
20th PERRY	New Filed	33	9	1	43	3,267	1.3	23rd DEKALB	New Filed	63	138	17	218	16,994	1.3
	Reinstated	0	0	0	0	0	0.0		Reinstated	0	0	0	0	500	0.0
	Disposed Of	0	3	0	3	3,167	0.1		Disposed Of	34	152	10	196	17,485	1.1
	End Pending	140	65	15	220	3,494	6.3		End Pending	183	254	70	507	12,857	3.9
20th RANDOPLH	New Filed	26	25	0	51	4,049	1.3	23rd KENDALL	New Filed	28	227	9	264	11,898	2.2
	Reinstated	0	0	0	0	12	0.0		Reinstated	2	7	0	9	206	4.4
	Disposed Of	19	15	0	34	3,814	0.9		Disposed Of	14	166	9	189	11,752	1.6
	End Pending	79	36	1	116	2,776	4.2		End Pending	62	546	19	627	7,789	8.0
20th ST. CLAIR	New Filed	282	283	5	570	61,803	0.9	23rd Circuit Total	New Filed	91	365	26	482	28,892	1.7
	Reinstated	0	0	0	0	712	0.0		Reinstated	2	7	0	9	706	1.3
	Disposed Of	140	179	7	326	60,291	0.5		Disposed Of	48	318	19	385	29,237	1.3
	End Pending	289	322	2	613	109,786	0.6		End Pending	245	800	89	1,134	20,646	5.5
20th WASHINGTON	New Filed	17	33	4	54	1,817	3.0	Downstate Total	New Filed	6,806	7,718	355	14,879	1,465,488	1.0
	Reinstated	0	0	0	0	0	0.0		Reinstated	33	141	2	176	28,819	0.6
	Disposed Of	0	1	0	1	1,777	0.1		Disposed Of	4,346	6,967	305	11,618	1,427,289	0.8
	End Pending	79	143	21	243	2,845	8.5		End Pending	16,017	15,533	1,843	33,393	1,340,666	2.5
20th Circuit Total	New Filed	367	360	10	737	76,113	1.0	COOK	New Filed	1,585	2,555	0	4,140	853,539	0.5
	Reinstated	0	0	0	0	735	0.0		Reinstated	0	0	0	0	12,223	0.0
	Disposed Of	160	199	7	366	74,471	0.5		Disposed Of	1,193	2,751	0	3,944	671,821	0.6
	End Pending	616	609	42	1,267	123,261	1.0		End Pending	2,666	16,791	0	19,457	1,657,936	1.2
21st IROQUOIS	New Filed	19	23	0	42	5,073	0.8	State Total	New Filed	8,391	10,273	355	19,019	2,319,027	0.8
	Reinstated	0	0	0	0	0	0.0		Reinstated	33	141	2	176	41,042	0.4
	Disposed Of	13	10	0	23	4,796	0.5		Disposed Of	5,539	9,718	305	15,562	2,099,110	0.7
	End Pending	50	56	11	117	10,421	1.1		End Pending	18,683	32,324	1,843	52,850	2,998,602	1.8
21st KANKAKEE	New Filed	43	283	3	329	22,251	1.5								
	Reinstated	0	0	0	0	0	0.0								
	Disposed Of	42	222	6	270	14,072	1.9								
	End Pending	128	416	18	562	62,245	0.9								

* TOTAL OF ALL CASES IN ALL CATEGORIES: CIVIL; DOMESTIC RELATIONS; CRIMINAL; QUASI-CRIMINAL; AND JUVENILE
 ** INCLUDES ADDICTED MINORS, MINORS REQUIRING AUTHORITATIVE INTERVENTION, AND TRUANTS.

AGE OF PENDING CASES BY CASE CATEGORY DOWNSTATE CIRCUITS AS OF DECEMBER 31, 2019

CASE CATEGORY	2019 NO. PENDING & % OF TOTAL PENDING CASES		2018 NO. PENDING & % OF TOTAL PENDING CASES		2017 NO. PENDING & % OF TOTAL PENDING CASES		2016 NO. PENDING & % OF TOTAL PENDING CASES		2015 NO. PENDING & % OF TOTAL PENDING CASES		BEFORE 2015 NO. PENDING & % OF TOTAL PENDING CASES		TOTAL PENDING CASES	% PENDING MORE THAN 12 MONTHS
	NO.	%	NO.	%	NO.	%	NO.	%	NO.	%	NO.	%		
ADOPTION	871	32.4	392	14.6	279	10.4	169	6.3	161	6.0	813	30.3	2,685	67.6
ARBITRATION	3,685	77.8	645	13.6	137	2.9	57	1.2	52	1.1	163	3.4	4,739	22.2
CHANCERY	9,700	42.0	3,792	16.4	1,729	7.5	1,139	4.9	866	3.7	5,869	25.4	23,095	58.0
DISSOLUTION OF MARRIAGE	10,697	43.4	3,554	14.4	1,615	6.5	972	3.9	806	3.3	7,028	28.5	24,672	56.6
EMINENT DOMAIN	89	27.4	56	17.2	23	7.1	41	12.6	5	1.5	111	34.2	325	72.6
FAMILY	7,322	24.2	3,654	12.1	2,816	9.3	2,602	8.6	2,226	7.4	11,577	38.3	30,197	75.8
LAW > \$50,000	9,468	32.3	6,412	21.8	4,126	14.1	2,300	7.8	1,469	5.0	5,581	19.0	29,356	67.7
LAW = < \$50,000	7,901	25.3	3,095	9.9	1,961	6.3	1,559	5.0	1,396	4.5	15,357	49.1	31,269	74.7
MUNICIPAL CORPORATION	40	13.2	10	3.3	10	3.3	62	20.4	7	2.3	175	57.6	304	86.8
MENTAL HEALTH	316	32.4	262	26.8	77	7.9	57	5.8	43	4.4	221	22.6	976	67.6
MISCELLANEOUS REMEDY	7,912	26.3	4,769	15.8	3,484	11.6	2,940	9.8	2,205	7.3	8,780	29.2	30,090	73.7
ORDER OF PROTECTION	2,648	35.3	1,044	13.9	701	9.3	389	5.2	411	5.5	2,314	30.8	7,507	64.7
PROBATE	13,027	15.4	8,688	10.2	6,605	7.8	5,279	6.2	4,533	5.3	46,633	55.0	84,765	84.6
SMALL CLAIMS	28,405	40.0	7,853	11.1	4,457	6.3	3,318	4.7	2,962	4.2	23,931	33.7	70,926	60.0
TAX	645	8.7	735	9.9	581	7.9	568	7.7	500	6.8	4,366	59.0	7,395	91.3
CONTEMPT OF COURT	216	22.3	158	16.3	106	10.9	76	7.8	42	4.3	371	38.3	969	77.7
CRIMINAL FELONY	33,776	56.5	10,902	18.2	4,454	7.5	2,238	3.7	1,280	2.1	7,127	11.9	59,777	43.5
CRIMINAL MISDEMEANOR	30,646	36.9	8,077	9.7	4,689	5.7	3,620	4.4	2,739	3.3	33,172	40.0	82,943	63.1
JUVENILE	223	12.1	207	11.2	110	6.0	114	6.2	100	5.4	1,089	59.1	1,843	87.9
JUVENILE ABUSE/NEGLECT	5,457	34.1	3,631	22.7	1,946	12.1	1,221	7.6	769	4.8	2,993	18.7	16,017	65.9
JUVENILE DELINQUENT	5,055	32.5	2,666	17.2	1,616	10.4	1,298	8.4	1,035	6.7	3,863	24.9	15,533	67.5
CONSERVATION VIOLATION	1,051	24.7	251	5.9	156	3.7	144	3.4	109	2.6	2,537	59.7	4,248	75.3
DRIVING UNDER INFLUENCE	14,312	44.1	3,890	12.0	1,835	5.7	1,226	3.8	891	2.7	10,288	31.7	32,442	55.9
ORDINANCE VIOLATION	8,231	21.7	2,412	6.4	2,111	5.6	1,167	3.1	781	2.1	23,272	61.3	37,974	78.3
TRAFFIC CASES	206,320	27.9	49,324	6.7	35,243	4.8	27,964	3.8	20,561	2.8	399,296	54.1	738,708	72.1
CIVIL LAW VIOLATION*	1,598	55.6	723	25.2	432	15.0	97	3.4	0	0.0	24	0.8	2,874	44.4
TOTALS	409,611	30.5	127,202	9.5	81,299	6.1	60,617	4.5	45,949	3.4	616,951	46.0	1,341,629	69.5

*New case category in 2016

LAW CASE DISPOSITIONS BY CIRCUIT - CIRCUIT COURTS OF ILLINOIS CALENDAR YEAR 2019

Circuit	Total Law Cases Disposed of					Number of Law Jury Cases Terminated By Verdict				
	Law Over \$50,000	% of total law dispositions (non-jury)	Law \$50,000 Or Less	% of total law dispositions (non-jury)	Total	Law Over \$50,000	% of total law dispositions (jury)	Law \$50,000 Or Less	% of total law dispositions (jury)	Total
1st	377	23.5	1,228	76.5	1,605	53	96.4	2	3.6	55
2nd	210	22.4	729	77.6	939	14	87.5	2	12.5	16
3rd	1,748	57.2	1,306	42.8	3,054	8	100.0	0	0.0	8
4th	202	21.3	745	78.7	947	5	100.0	0	0.0	5
5th	117	13.7	736	86.3	853	5	83.3	1	16.7	6
6th	293	13.9	1,819	86.1	2,112	12	92.3	1	7.7	13
7th	280	11.3	2,200	88.7	2,480	12	92.3	1	7.7	13
8th	93	17.7	432	82.3	525	6	100.0	0	0.0	6
9th	100	12.5	701	87.5	801	2	66.7	1	33.3	3
10th	430	15.4	2,366	84.6	2,796	11	78.6	3	21.4	14
11th	264	15.3	1,456	84.7	1,720	10	100.0	0	0.0	10
12th	1,101	24.9	3,322	75.1	4,423	15	88.2	2	11.8	17
13th	282	20.1	1,123	79.9	1,405	32	86.5	5	13.5	37
14th	201	14.3	1,204	85.7	1,405	3	75.0	1	25.0	4
15th	108	15.1	607	84.9	715	0	0.0	1	100.0	1
16th	736	35.0	1366	65.0	2,102	7	100.0	0	0.0	7
17th	424	16.9	2,086	83.1	2,510	8	100.0	0	0.0	8
18th	1,553	31.9	3,311	68.1	4,864	22	100.0	0	0.0	22
19th	1,051	29.5	2,507	70.5	3,558	17	100.0	0	0.0	17
20th	982	29.1	2,395	70.9	3,377	19	95.0	1	5.0	20
21st	158	13.8	984	86.2	1,142	3	75.0	1	25.0	4
22nd	455	37.9	745	62.1	1,200	10	100.0	0	0.0	10
23rd	226	14.6	1,326	85.4	1,552	2	100.0	0	0.0	2
DOWNSTATE TOTAL	11,391	24.7	34,694	75.3	46,085	276	92.6	22	7.4	298
COOK COUNTY	15,147	12.5	105,595	87.5	120,742	336	83.6	66	16.4	402
STATE TOTAL	26,538	15.9	140,289	84.1	166,827	612	87.4	88	12.6	700

LAW CASE DISPOSITIONS BY COUNTY - CIRCUIT COURTS OF ILLINOIS CALENDAR YEAR 2019

CIRCUIT	COUNTY	TOTAL LAW CASES DISPOSED OF			LAW JURY CASES NO. TERMINATED BY VERDICT		
		LAW OVER \$50,000	LAW \$50,000 OR LESS	TOTAL	LAW OVER \$50,000	LAW \$50,000 OR LESS	TOTAL
1st.....	ALEXANDER	2	15	17	1	0	1
	JACKSON	87	471	558	39	1	40
	JOHNSON	9	18	27	1	0	1
	MASSAC	12	72	84	0	0	0
	POPE	2	4	6	0	0	0
	PULASKI	3	7	10	0	0	0
	SALINE	49	151	200	0	0	0
	UNION	21	63	84	0	0	0
	WILLIAMSON	192	427	619	12	1	13
1st.....	CIRCUIT TOTAL	377	1,228	1,605	53	2	55
2nd.....	CRAWFORD	14	58	72	1	0	1
	EDWARDS	4	20	24	0	0	0
	FRANKLIN	60	192	252	8	1	9
	GALLATIN	3	21	24	0	0	0
	HAMILTON	9	17	26	2	0	2
	HARDIN	2	8	10	1	0	1
	JEFFERSON	69	165	234	1	0	1
	LAWRENCE	7	41	48	1	0	1
	RICHLAND	14	57	71	0	0	0
	WABASH	5	32	37	0	0	0
	WAYNE	12	57	69	0	1	1
	WHITE	11	61	72	0	0	0
	2nd.....	CIRCUIT TOTAL	210	729	939	14	2
3rd.....	BOND	3	2	5	0	0	0
	MADISON	1,745	1,304	3,049	8	0	8
3rd.....	CIRCUIT TOTAL	1,748	1,306	3,054	8	0	8
4th.....	CHRISTIAN	22	142	164	0	0	0
	CLAY	13	51	64	3	0	3
	CLINTON	31	88	119	0	0	0
	EFFINGHAM	51	74	125	1	0	1
	FAYETTE	8	57	65	1	0	1
	JASPER	4	9	13	0	0	0
	MARION	35	192	227	0	0	0
	MONTGOMERY	25	81	106	0	0	0
	SHELBY	13	51	64	0	0	0
4th.....	CIRCUIT TOTAL	202	745	947	5	0	5
5th.....	CLARK	12	34	46	0	0	0
	COLES	27	249	276	0	0	0
	CUMBERLAND	7	14	21	3	0	3
	EDGAR	9	5	14	1	1	2
	VERMILION	62	434	496	1	0	1
5th.....	CIRCUIT TOTAL	117	736	853	5	1	6

LAW CASE DISPOSITIONS BY COUNTY, CONTINUED

CIRCUIT	COUNTY	TOTAL LAW CASES DISPOSED OF			LAW JURY CASES NO. TERMINATED BY VERDICT		
		LAW OVER \$50,000	LAW \$50,000 OR LESS	TOTAL	LAW OVER \$50,000	LAW \$50,000 OR LESS	TOTAL
6th.....	Champaign	145	763	908	5	0	5
	DeWitt	7	65	72	1	1	2
	Douglas	14	57	71	0	0	0
	Macon	117	864	981	4	0	4
	Moultrie	4	46	50	1	0	1
	Piatt	6	24	30	1	0	1
6th.....	Circuit Total	293	1,819	2,112	12	1	13
7th.....	Greene	11	53	64	0	0	0
	Jersey	22	67	89	0	0	0
	Macoupin	24	139	163	0	0	0
	Morgan	30	250	280	2	0	2
	Sangamon	193	1,680	1,873	10	1	11
	Scott	0	11	11	0	0	0
7th.....	Circuit Total	280	2,200	2,480	12	1	13
8th.....	Adams	47	265	312	0	0	0
	Brown	2	4	6	0	0	0
	Calhoun	1	4	5	0	0	0
	Cass	9	52	61	0	0	0
	Mason	6	33	39	4	0	4
	Menard	8	19	27	0	0	0
	Pike	10	28	38	2	0	2
	Schuyler	10	27	37	0	0	0
	8th.....	Circuit Total	93	432	525	6	0
9th.....	Fulton	19	134	153	0	1	1
	Hancock	8	34	42	0	0	0
	Henderson	5	10	15	0	0	0
	Knox	48	402	450	1	0	1
	McDonough	13	82	95	1	0	1
	Warren	7	39	46	0	0	0
9th.....	Circuit Total	100	701	801	2	1	3
10th....	Marshall	9	50	59	0	0	0
	Peoria	343	1,895	2,238	6	1	7
	Putnam	5	8	13	0	0	0
	Stark	4	14	18	0	0	0
	Tazewell	69	399	468	5	2	7
10th....	Circuit Total	430	2,366	2,796	11	3	14
11th....	Ford	4	10	14	0	0	0
	Livingston	23	173	196	5	0	5
	Logan	13	102	115	1	0	1
	McLean	200	1,097	1,297	4	0	4
	Woodford	24	74	98	0	0	0
11th....	Circuit Total	264	1,456	1,720	10	0	10

LAW CASE DISPOSITIONS BY COUNTY, CONTINUED

CIRCUIT	COUNTY	TOTAL LAW CASES DISPOSED OF			LAW JURY CASES NO. TERMINATED BY VERDICT		
		LAW OVER \$50,000	LAW \$50,000 OR LESS	TOTAL	LAW OVER \$50,000	LAW \$50,000 OR LESS	TOTAL
12th....	Will	1,101	3,322	4,423	15	2	17
12th....	Circuit Total	1,101	3,322	4,423	15	2	17
13th....	Bureau	31	104	135	11	2	13
	Grundy	60	226	286	19	3	22
	LaSalle	191	793	984	2	0	2
13th....	Circuit Total	282	1,123	1,405	32	5	37
14th....	Henry	10	188	198	0	0	0
	Mercer	23	52	75	0	1	1
	Rock Island	118	778	896	1	0	1
	Whiteside	50	186	236	2	0	2
14th....	Circuit Total	201	1,204	1,405	3	1	4
15th....	Carroll	5	39	44	0	0	0
	Jo Daviess	14	46	60	0	0	0
	Lee	22	101	123	0	0	0
	Ogle	33	145	178	0	1	1
	Stephenson	34	276	310	0	0	0
15th....	Circuit Total	108	607	715	0	1	1
16th....	Kane	736	1,366	2,102	7	0	7
16th....	Circuit Total	736	1,366	2,102	7	0	7
17th....	Boone	32	135	167	2	0	2
	Winnebago	392	1,951	2,343	6	0	6
17th....	Circuit Total	424	2,086	2,510	8	0	8
18th....	DuPage	1,553	3,311	4,864	22	0	22
18th....	Circuit Total	1,553	3,311	4,864	22	0	22
19th....	Lake	1,051	2,507	3,558	17	0	17
19th....	Circuit Total	1,051	2,507	3,558	17	0	17
20th....	Monroe	36	88	124	0	0	0
	Perry	23	49	72	0	0	0
	Randolph	37	114	151	0	1	1
	St. Clair	876	2,096	2,972	19	0	19
	Washington	10	48	58	0	0	0
20th....	Circuit Total	982	2,395	3,377	19	1	20
21st....	Iroquois	21	119	140	2	0	2
	Kankakee	137	865	1,002	1	1	2
21st....	Circuit Total	158	984	1,142	3	1	4
22nd....	McHenry	455	745	1,200	10	0	10
22nd....	Circuit Total	455	745	1,200	10	0	10
23rd....	DeKalb	88	685	773	1	0	1
	Kendall	138	641	779	1	0	1
23rd....	Circuit Total	226	1,326	1,552	2	0	2
	Downstate Total	11,391	34,694	46,085	276	22	298
Cook	Cook County	15,147	105,595	120,742	336	66	402
	State Total	26,538	140,289	166,827	612	88	700

TIME LAPSE: CASE FILING TO DATE OF VERDICT BY CIRCUIT ALL LAW JURY VERDICTS - CIRCUIT COURTS OF ILLINOIS CALENDAR YEAR 2019

CIRCUIT	LAW JURY OVER \$50,000		LAW JURY \$50,000 OR LESS	
	NUMBER TERMINATED BY VERDICT	AVG. TIME LAPSE IN MONTHS BETWEEN DATE OF FILING AND DATE OF VERDICT	NUMBER TERMINATED BY VERDICT	AVG. TIME LAPSE IN MONTHS BETWEEN DATE OF FILING AND DATE OF VERDICT
1st	53	31.4	2	47.3
2nd	14	55.1	2	13.8
3rd	8	51.6	0	0.0
4th	5	32.2	0	0.0
5th	5	44.1	1	37.0
6th	12	45.7	1	6.2
7th	12	35.9	1	14.9
8th	6	26.6	0	0.0
9th	2	66.3	1	40.6
10th	11	46.9	3	35.0
11th	10	34.0	0	0.0
12th	15	39.1	2	9.4
13th	32	30.3	5	26.7
14th	3	79.2	1	257.0
15th	0	0.0	1	30.7
16th	7	45.9	0	0.0
17th	8	50.6	0	0.0
18th	22	49.8	0	0.0
19th	17	22.7	0	0.0
20th	19	35.1	1	16.7
21st	3	49.2	1	15.4
22nd	10	40.5	0	0.0
23rd	2	25.1	0	0.0
DOWNSTATE TOTAL	276	38.5	22	36.3
COOK COUNTY	336	29.9	66	24.8
STATE TOTAL	612	33.8	88	27.7

TIME LAPSE: CASE FILING TO DATE OF VERDICT BY COUNTY ALL LAW JURY VERDICTS - CIRCUIT COURTS OF ILLINOIS CALENDAR YEAR 2019

COUNTY	LAW JURY OVER \$50,000		LAW JURY \$50,000 OR LESS	
	NUMBER TERMINATED BY VERDICT	AVG. TIME LAPSE IN MONTHS BETWEEN DATE OF FILING AND DATE OF VERDICT	NUMBER TERMINATED BY VERDICT	AVG. TIME LAPSE IN MONTHS BETWEEN DATE OF FILING AND DATE OF VERDICT
ADAMS	0	0.0	0	0.0
ALEXANDER	1	2.8	0	0.0
BOND	0	0.0	0	0.0
BOONE	2	19.7	0	0.0
BROWN	0	0.0	0	0.0
BUREAU	11	24.2	2	23.4
CALHOUN	0	0.0	0	0.0
CARROLL	0	0.0	0	0.0
CASS	0	0.0	0	0.0
CHAMPAIGN	5	48.2	0	0.0
CHRISTIAN	0	0.0	0	0.0
CLARK	0	0.0	0	0.0
CLAY	3	33.0	0	0.0
CLINTON	0	0.0	0	0.0
COLES	0	0.0	0	0.0
COOK	336	29.9	66	24.8
CRAWFORD	1	35.8	0	0.0
CUMBERLAND	3	36.9	0	0.0
DEKALB	1	23.9	0	0.0
DEWITT	1	75.5	1	6.2
DOUGLAS	0	0.0	0	0.0
DUPAGE	22	49.8	0	0.0
EDGAR	1	9.1	1	37.0
EDWARDS	0	0.0	0	0.0
EFFINGHAM	1	57.5	0	0.0
FAYETTE	1	4.6	0	0.0
FORD	0	0.0	0	0.0
FRANKLIN	8	69.8	1	11.1
FULTON	0	0.0	1	40.6
GALLATIN	0	0.0	0	0.0
GREENE	0	0.0	0	0.0
GRUNDY	19	34.6	3	28.9
HAMILTON	2	16.4	0	0.0
HANCOCK	0	0.0	0	0.0

TIME LAPSE: CASE FILING TO DATE OF VERDICT BY COUNTY, CONTINUED

COUNTY	LAW JURY OVER \$50,000		LAW JURY \$50,000 OR LESS	
	NUMBER TERMINATED BY VERDICT	AVG. TIME LAPSE IN MONTHS BETWEEN DATE OF FILING AND DATE OF VERDICT	NUMBER TERMINATED BY VERDICT	AVG. TIME LAPSE IN MONTHS BETWEEN DATE OF FILING AND DATE OF VERDICT
Hardin	1	110.9	0	0.0
Henderson	0	0.0	0	0.0
Henry	0	0.0	0	0.0
Iroquois	2	39.6	0	0.0
Jackson	39	34.2	1	51.5
Jasper	0	0.0	0	0.0
Jefferson	1	17.2	0	0.0
Jersey	0	0.0	0	0.0
Jo Daviess	0	0.0	0	0.0
Johnson	1	36.1	0	0.0
Kane	7	45.9	0	0.0
Kankakee	1	68.4	1	15.4
Kendall	1	26.2	0	0.0
Knox	1	99.5	0	0.0
LaSalle	17	22.7	0	0.0
Lake	2	21.9	0	0.0
Lawrence	1	16.8	0	0.0
Lee	0	0.0	0	0.0
Livingston	5	34.7	0	0.0
Logan	1	37.6	0	0.0
Macon	4	52.0	0	0.0
Macoupin	0	0.0	0	0.0
Madison	8	51.6	0	0.0
Marion	0	0.0	0	0.0
Marshall	0	0.0	0	0.0
Mason	4	23.8	0	0.0
Massac	0	0.0	0	0.0
McDonough	1	33.1	0	0.0
McHenry	10	40.5	0	0.0
McLean	4	32.2	0	0.0
Menard	0	0.0	0	0.0
Mercer	0	0.0	1	257.0
Monroe	0	0.0	0	0.0
Montgomery	0	0.0	0	0.0

TIME LAPSE: CASE FILING TO DATE OF VERDICT BY COUNTY, CONTINUED

COUNTY	LAW JURY OVER \$50,000		LAW JURY \$50,000 OR LESS	
	NUMBER TERMINATED BY VERDICT	AVG. TIME LAPSE IN MONTHS BETWEEN DATE OF FILING AND DATE OF VERDICT	NUMBER TERMINATED BY VERDICT	AVG. TIME LAPSE IN MONTHS BETWEEN DATE OF FILING AND DATE OF VERDICT
Morgan	2	32.0	0	0.0
Moultrie	1	15.7	0	0.0
Ogle	0	0.0	1	30.7
Peoria	6	42.5	1	42.4
Perry	0	0.0	0	0.0
Piatt	1	8.1	0	0.0
Pike	2	32.4	0	0.0
Pope	0	0.0	0	0.0
Pulaski	0	0.0	0	0.0
Putnam	0	0.0	0	0.0
Randolph	0	0.0	1	16.7
Richland	0	0.0	0	0.0
Rock Island	1	34.5	0	0.0
Saline	0	0.0	0	0.0
Sangamon	10	36.7	1	14.9
Schuyler	0	0.0	0	0.0
Scott	0	0.0	0	0.0
Shelby	0	0.0	0	0.0
St. Clair	19	35.1	0	0.0
Stark	0	0.0	0	0.0
Stephenson	0	0.0	0	0.0
Tazewell	5	52.1	2	31.3
Union	0	0.0	0	0.0
Vermilion	1	100.8	0	0.0
Wabash	0	0.0	0	0.0
Warren	0	0.0	0	0.0
Washington	0	0.0	0	0.0
Wayne	0	0.0	1	16.6
White	0	0.0	0	0.0
Whiteside	2	101.5	0	0.0
Will	15	39.1	2	9.4
Williamson	12	24.2	1	43.0
Winnebago	6	61.0	0	0.0
Woodford	0	0.0	0	0.0

FELONY DISPOSITIONS AND SENTENCES BY CIRCUIT - CIRCUIT COURTS OF ILLINOIS

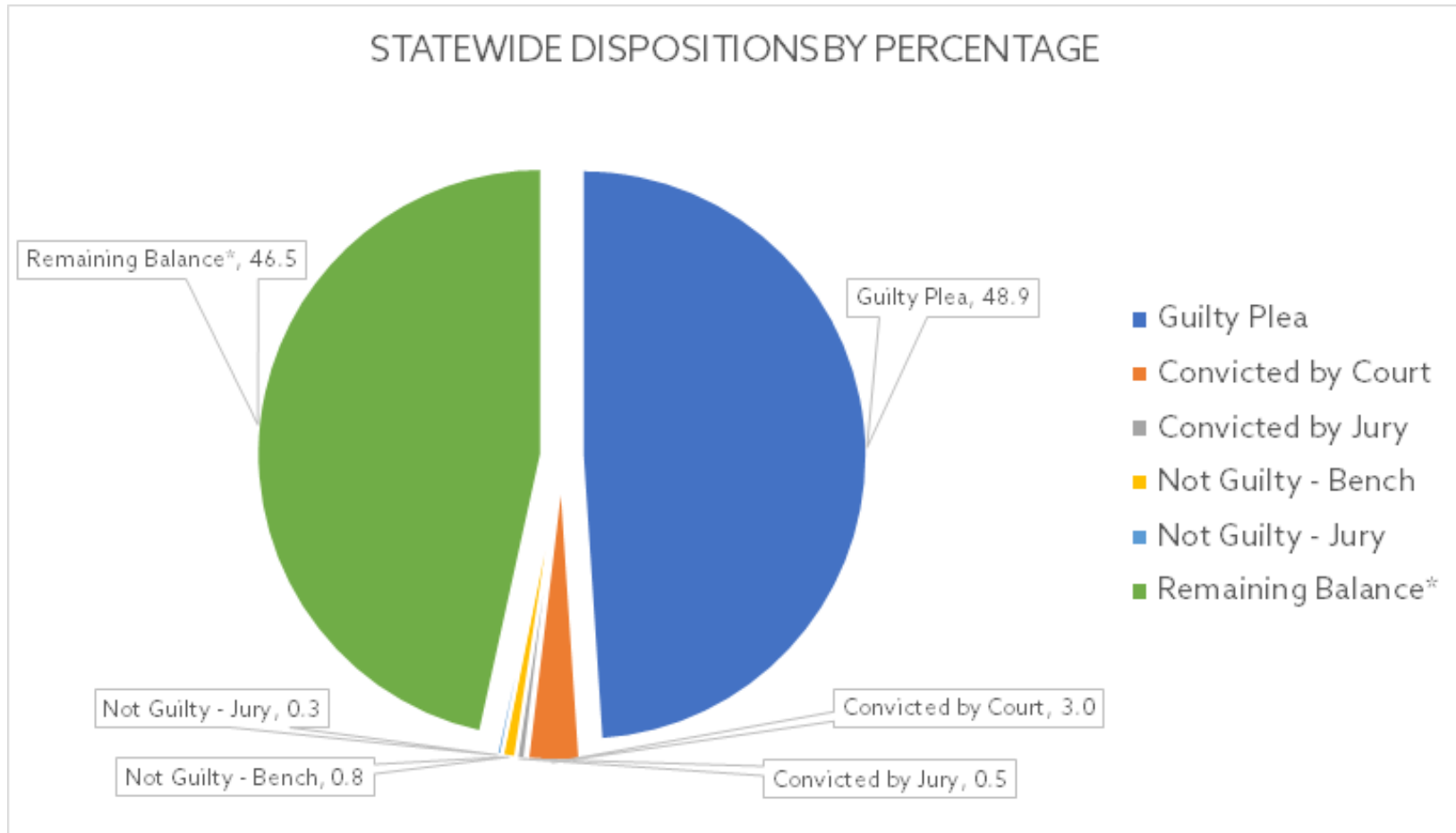
CALENDAR YEAR 2019

CIRCUIT	TOTAL NUMBER OF DEFENDANTS	TOTAL CONVICTED	CONVICTED OF FELONIES			FOUND NOT GUILTY		REMAINING BALANCE*	SENTENCES			
			PLEA OF GUILTY	CONVICTED BY COURT	CONVICTED BY JURY	BENCH TRIAL	JURY TRIAL		STATE IMPRISONMENT	PROBATION	OTHER**	TOTAL SENTENCES
1st	2,420	1,110	1,088	8	14	3	2	1,305	292	652	166	1,110
2nd	2,145	1,418	1,394	18	6	1	1	725	439	763	216	1,418
3rd	4,193	1,937	1,933	3	1	0	3	2,253	547	1,138	252	1,937
4th	2,458	1,540	1,534	0	6	4	2	912	495	926	119	1,540
5th	1,540	1,040	1,029	1	10	1	2	497	339	648	53	1,040
6th	3,654	2,277	2,007	247	23	9	17	1,351	699	1,307	271	2,277
7th	2,584	1,291	1,287	2	2	2	3	1,288	515	656	120	1,291
8th	1,542	1,058	1,051	2	5	1	3	480	359	646	53	1,058
9th	1,692	787	786	0	1	3	1	901	225	449	113	787
10th	1,592	1,224	1,178	14	32	5	7	356	462	741	21	1,224
11th	2,353	1,653	1,605	30	18	19	6	675	476	1,039	138	1,653
12th	2,141	1,606	1,581	18	7	38	2	495	534	850	222	1,606
13th	913	703	686	7	10	3	6	201	257	301	145	703
14th	1,931	1,363	1,333	16	14	6	7	555	372	764	227	1,363
15th	1,015	696	648	40	8	3	4	312	224	378	94	696
16th	2,872	1,531	1,387	101	43	62	25	1,254	630	894	7	1,531
17th	3,825	2,262	2,201	29	32	8	9	1,546	546	1,336	380	2,262
18th	3,566	1,999	1,918	69	12	2	47	1,518	459	802	738	1,999
19th	3,055	1,433	1,413	4	16	6	7	1,609	378	880	175	1,433
20th	3,737	2,133	2,102	18	13	6	9	1,589	611	1,393	127	2,131
21st	611	391	382	4	5	3	9	208	148	203	40	391
22nd	1,216	590	578	6	6	4	0	622	174	299	117	590
23rd	1,063	724	702	12	10	8	6	325	159	313	252	724
DOWNSTATE TOTAL	52,118	30,766	29,823	649	294	197	178	20,977	9,340	17,378	4,046	30,764
COOK COUNTY	36,833	15,847	13,714	1,991	142	483	81	20,422	7,703	1,557	6,587	15,847
STATE TOTAL	88,951	46,613	43,537	2,640	436	680	259	41,399	17,043	18,935	10,633	46,611

* INCLUDES SUCH DISPOSITIONS AS TRANSFERS TO INACTIVE/FUGITIVE WARRANT CALENDAR, EXTRADITION PROCEEDINGS, AND DISMISSED ON MOTION OF STATE.

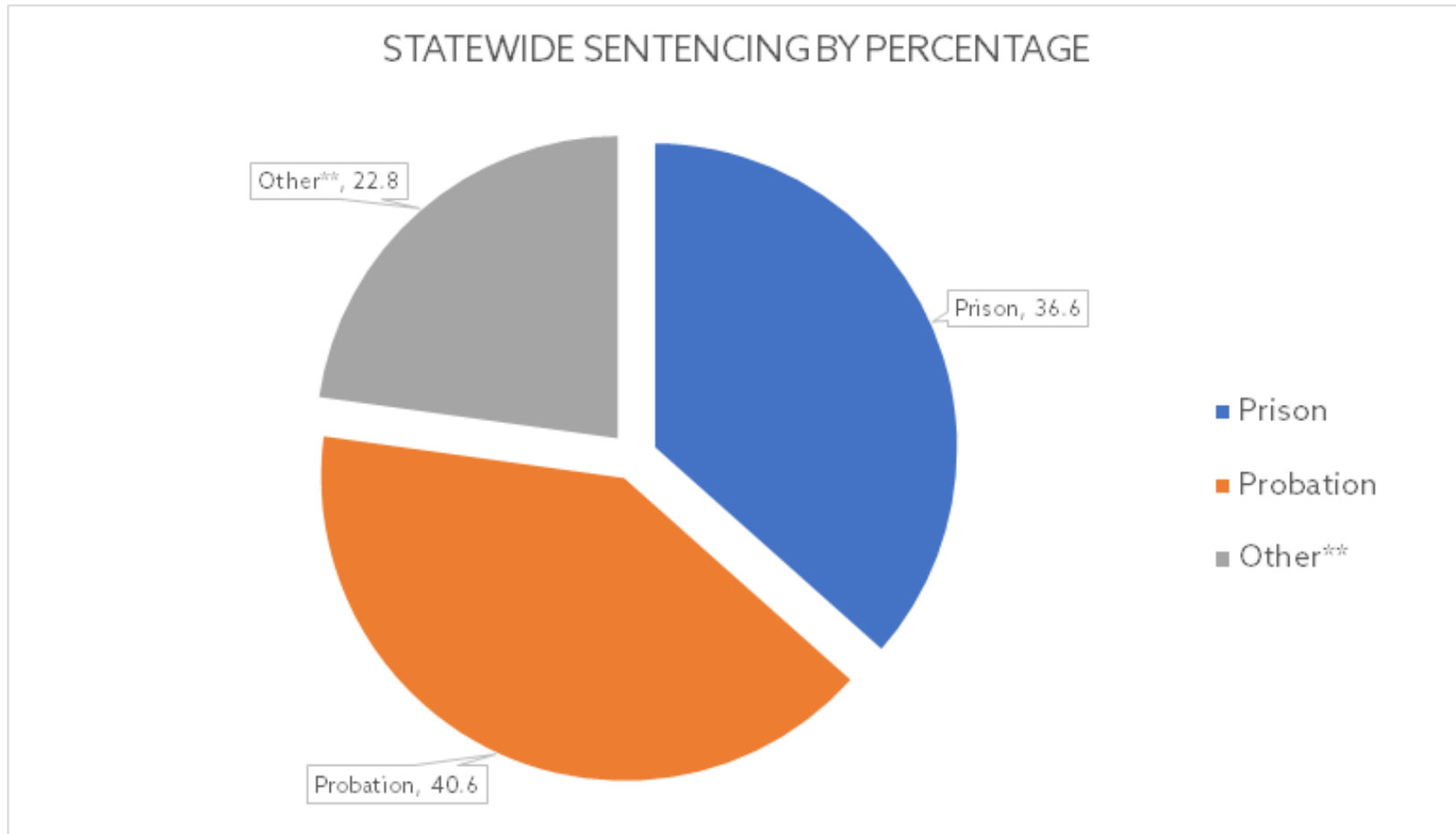
**INCLUDES IMPRISONMENT IN A LOCAL JAIL, FINE ONLY, COMMUNITY SERVICE, ECT.

FELONY DISPOSITIONS AND SENTENCES BY CIRCUIT, CONTINUED



* Includes transfers to inactive/fugitive warrant calendar, extradition proceedings, and dismissed on motion of state

FELONY DISPOSITIONS AND SENTENCES BY CIRCUIT, CONTINUED



** Includes imprisonment in a local jail, fine only, community service, etc.

FELONY DISPOSITIONS AND SENTENCES BY COUNTY - CIRCUIT COURTS OF ILLINOIS

CALENDAR YEAR 2019

CIRCUIT	COUNTY	TOTAL NUMBER OF DEFENDANTS	TOTAL CONVICTED	CONVICTED OF FELONIES			FOUND NOT GUILTY		REMAINING BALANCE *	SENTENCES			
				PLEA OF GUILTY	CONVICTED BY COURT	CONVICTED BY JURY	BENCH TRIAL	JURY TRIAL		STATE IMPRISONMENT	PROBATION	OTHER**	TOTAL SENTENCES
1st.....	ALEXANDER	58	28	27	1	0	0	0	30	6	22	0	28
	JACKSON	550	278	274	1	3	0	1	271	57	169	52	278
	JOHNSON	97	63	63	0	0	0	0	34	21	39	3	63
	MASSAC	229	108	108	0	0	0	0	121	22	79	7	108
	POPE	41	25	24	0	1	0	0	16	10	15	0	25
	PULASKI	54	24	24	0	0	0	0	30	9	8	7	24
	SALINE	390	183	179	1	3	0	1	206	59	124	0	183
	UNION	233	112	111	0	1	1	0	120	43	50	19	112
	WILLIAMSON	768	289	278	5	6	2	0	477	65	146	78	289
	1st.....	CIRCUIT TOTAL	2,420	1,110	1,088	8	14	3	2	1,305	292	652	166
2nd.....	CRAWFORD	176	108	107	0	1	0	0	68	22	75	11	108
	EDWARDS	55	50	49	1	0	0	0	5	17	29	4	50
	FRANKLIN	405	271	271	0	0	0	0	134	74	163	34	271
	GALLATIN	54	27	27	0	0	0	0	27	8	16	3	27
	HAMILTON	54	32	32	0	0	0	0	22	13	16	3	32
	HARDIN	31	11	11	0	0	0	0	19	4	4	3	11
	JEFFERSON	583	416	405	6	5	1	0	166	143	198	75	416
	LAWRENCE	124	94	94	0	0	0	0	30	41	46	7	94
	RICHLAND	242	122	122	0	0	0	0	120	35	73	14	122
	WABASH	120	96	96	0	0	0	0	24	21	52	23	96
2nd.....	WAYNE	105	51	40	11	0	0	54	18	28	5	51	
2nd.....	WHITE	196	140	140	0	0	0	56	43	63	34	140	
2nd.....	CIRCUIT TOTAL	2,145	1,418	1,394	18	6	1	1	725	439	763	216	1,418
3rd.....	BOND	127	108	108	0	0	0	0	19	30	76	2	108
	MADISON	4,066	1,829	1,825	3	1	0	3	2,234	517	1,062	250	1,829
3rd.....	CIRCUIT TOTAL	4,193	1,937	1,933	3	1	0	3	2,253	547	1,138	252	1,937
4th.....	CHRISTIAN	321	213	213	0	0	0	0	108	91	118	4	213
	CLAY	135	106	106	0	0	0	0	29	50	51	5	106
	CLINTON	187	140	140	0	0	0	0	47	56	74	10	140
	EFFINGHAM	510	291	290	0	1	2	1	216	47	190	54	291
	FAYETTE	272	175	174	0	1	1	0	96	58	114	3	175
	JASPER	91	33	33	0	0	0	0	58	5	21	7	33
	MARION	507	293	290	0	3	1	1	212	92	193	8	293
	MONTGOMERY	292	224	224	0	0	0	0	68	81	125	18	224
	SHELBY	143	65	64	0	1	0	0	78	15	40	10	65
	4th.....	CIRCUIT TOTAL	2,458	1,540	1,534	0	6	4	2	912	495	926	119
5th.....	CLARK	82	71	71	0	0	0	0	11	20	48	3	71
	COLES	625	455	453	0	2	0	1	169	121	320	14	455
	CUMBERLAND	86	47	47	0	0	1	0	38	17	26	4	47
	EDGAR	247	159	158	0	1	0	0	88	47	102	10	159
	VERMILION	500	308	300	1	7	0	0	191	134	152	22	308
5th.....	CIRCUIT TOTAL	1,540	1,040	1,029	1	10	1	2	497	339	648	53	1,040

* INCLUDES SUCH DISPOSITIONS AS TRANSFERS TO INACTIVE/FUGITIVE WARRANT CALENDAR, EXTRADITION PROCEEDINGS, AND DISMISSED ON MOTION OF STATE.

**INCLUDES IMPRISONMENT IN A LOCAL JAIL, FINE ONLY, COUMMINTY SERVICE, ETC.

FELONY DISPOSITIONS AND SENTENCES, CONTINUED

CIRCUIT	COUNTY	TOTAL NUMBER OF DEFENDANTS	TOTAL CONVICTED	CONVICTED OF FELONIES			FOUND NOT GUILTY		REMAINING BALANCE *	SENTENCES			TOTAL SENTENCES
				PLEA OF GUILTY	CONVICTED BY COURT	CONVICTED BY JURY	BENCH TRIAL	JURY TRIAL		STATE IMPRISONMENT	PROBATION	OTHER**	
6th.....	Champaign	1,588	951	702	237	12	4	2	631	194	568	189	951
	DeWitt	137	103	101	2	0	0	0	34	48	52	3	103
	Douglas	223	139	138	0	1	0	1	83	50	66	23	139
	Macon	1,555	983	967	6	10	5	14	553	376	554	53	983
	Moultrie	97	75	73	2	0	0	0	22	26	48	1	75
	Piatt	54	26	26	0	0	0	0	28	5	19	2	26
6th.....	Circuit Total	3,654	2,277	2,007	247	23	9	17	1,351	699	1,307	271	2,277
7th.....	Greene	164	81	81	0	0	0	0	83	38	41	2	81
	Jersey	239	167	167	0	0	0	0	72	79	62	26	167
	Macoupin	286	258	257	1	0	1	1	26	71	174	13	258
	Morgan	255	168	167	0	1	0	0	87	60	101	7	168
	Sangamon	1,602	596	595	0	1	0	2	1,004	262	263	71	596
	Scott	38	21	20	1	0	0	1	16	5	15	1	21
7th.....	Circuit Total	2,584	1,291	1,287	2	2	2	3	1,288	515	656	120	1,291
8th.....	Adams	988	661	660	0	1	0	3	324	228	402	31	661
	Brown	27	18	18	0	0	0	0	9	8	8	2	18
	Calhoun	20	18	17	0	1	0	0	2	4	12	2	18
	Cass	91	46	45	0	1	0	0	45	15	29	2	46
	Mason	97	59	57	2	0	1	0	37	20	33	6	59
	Menard	46	22	22	0	0	0	0	24	11	11	0	22
	Pike	224	190	189	0	1	0	0	34	58	127	5	190
	Schuyler	49	44	43	0	1	0	0	5	15	24	5	44
	8th.....	Circuit Total	1,542	1,058	1,051	2	5	1	3	480	359	646	53
9th.....	Fulton	250	111	111	0	0	0	0	139	48	42	21	111
	Hancock	191	143	143	0	0	0	0	48	39	66	38	143
	Henderson	124	58	58	0	0	0	0	66	10	47	1	58
	Knox	752	263	262	0	1	3	1	485	84	179	0	263
	McDonough	209	124	124	0	0	0	0	85	17	67	40	124
	Warren	166	88	88	0	0	0	0	78	27	48	13	88
9th.....	Circuit Total	1,692	787	786	0	1	3	1	901	225	449	113	787
10th....	Marshall	35	20	18	2	0	1	0	14	6	12	2	20
	Peoria	837	639	599	10	30	2	5	191	258	376	5	639
	Putnam	4	1	1	0	0	0	0	3	0	1	0	1
	Stark	35	25	25	0	0	0	0	10	5	19	1	25
	Tazewell	681	539	535	2	2	2	2	138	193	333	13	539
10th....	Circuit Total	1,592	1,224	1,178	14	32	5	7	356	462	741	21	1,224
11th....	Ford	75	48	39	6	3	0	0	27	10	33	5	48
	Livingston	389	332	306	20	6	12	1	44	124	172	36	332
	Logan	225	194	192	1	1	0	0	31	67	103	24	194
	McLean	1,459	920	910	3	7	6	5	528	215	643	62	920
	Woodford	205	159	158	0	1	1	0	45	60	88	11	159
11th....	Circuit Total	2,353	1,653	1,605	30	18	19	6	675	476	1,039	138	1,653

* INCLUDES SUCH DISPOSITIONS AS TRANSFERS TO INACTIVE/FUGITIVE WARRANT CALENDAR, EXTRADITION PROCEEDINGS, AND DISMISSED ON MOTION OF STATE.

** INCLUDES IMPRISONMENT IN A LOCAL JAIL, FINE ONLY, COMMUNITY SERVICE, ECT.

FELONY DISPOSITIONS AND SENTENCES, CONTINUED

CIRCUIT	COUNTY	TOTAL NUMBER OF DEFENDANTS	TOTAL CONVICTED	CONVICTED OF FELONIES			FOUND NOT GUILTY		REMAINING BALANCE *	SENTENCES			
				PLEA OF GUILTY	CONVICTED BY COURT	CONVICTED BY JURY	BENCH TRIAL	JURY TRIAL		STATE IMPRISONMENT	PROBATION	OTHER**	TOTAL SENTENCES
12th....	Will	2,141	1,606	1,581	18	7	38	2	495	534	850	222	1,606
12th....	Circuit Total	2,141	1,606	1,581	18	7	38	2	495	534	850	222	1,606
13th....	Bureau	130	121	121	0	0	1	0	8	51	55	15	121
	Grundy	240	165	159	5	1	0	1	74	61	70	34	165
	LaSalle	543	417	406	2	9	2	5	119	145	176	96	417
13th....	Circuit Total	913	703	686	7	10	3	6	201	257	301	145	703
14th....	Henry	522	351	333	9	9	3	4	164	107	134	110	351
	Mercer	92	53	51	1	1	0	0	39	15	31	7	53
	Rock Island	1,019	735	731	3	1	3	2	279	177	450	108	735
	Whiteside	298	224	218	3	3	0	1	73	73	149	2	224
14th....	Circuit Total	1,931	1,363	1,333	16	14	6	7	555	372	764	227	1,363
15th....	Carroll	98	55	52	0	3	0	1	42	18	29	8	55
	Jo Daviess	132	70	69	0	1	0	0	62	18	31	21	70
	Lee	236	179	147	32	0	1	0	56	52	95	32	179
	Ogle	203	100	96	2	2	1	1	101	24	57	19	100
	Stephenson	346	292	284	6	2	1	2	51	112	166	14	292
15th....	Circuit Total	1,015	696	648	40	8	3	4	312	224	378	94	696
16th....	Kane	2,872	1,531	1,387	101	43	62	25	1,254	630	894	7	1,531
16th....	Circuit Total	2,872	1,531	1,387	101	43	62	25	1,254	630	894	7	1,531
17th....	Boone	403	356	339	6	11	1	2	44	130	188	38	356
	Winnebaqo	3,422	1,906	1,862	23	21	7	7	1,502	416	1,148	342	1,906
17th....	Circuit Total	3,825	2,262	2,201	29	32	8	9	1,546	546	1,336	380	2,262
18th....	DuPage	3,566	1,999	1,918	69	12	2	47	1,518	459	802	738	1,999
18th....	Circuit Total	3,566	1,999	1,918	69	12	2	47	1,518	459	802	738	1,999
19th....	Lake	3,055	1,433	1,413	4	16	6	7	1,609	378	880	175	1,433
19th....	Circuit Total	3,055	1,433	1,413	4	16	6	7	1,609	378	880	175	1,433
20th....	Monroe	243	184	181	0	3	0	0	59	69	106	9	184
	Perry	188	125	123	1	1	0	0	63	34	75	16	125
	Randolph	205	155	151	4	0	1	0	49	61	82	12	155
	St. Clair	3,007	1,630	1,608	13	9	4	8	1,365	442	1,117	69	1,628
	Washington	94	39	39	0	0	1	1	53	5	13	21	39
20th....	Circuit Total	3,737	2,133	2,102	18	13	6	9	1,589	611	1,393	127	2,131
21st....	Iroquois	169	113	111	0	2	0	1	55	39	67	7	113
	Kankakee	442	278	271	4	3	3	8	153	109	136	33	278
21st....	Circuit Total	611	391	382	4	5	3	9	208	148	203	40	391
22nd....	McHenry	1,216	590	578	6	6	4	0	622	174	299	117	590
22nd....	Circuit Total	1,216	590	578	6	6	4	0	622	174	299	117	590
23rd....	DeKalb	699	423	415	5	3	5	5	266	124	124	175	423
	Kendall	364	301	287	7	7	3	1	59	35	189	77	301
23rd....	Circuit Total	1,063	724	702	12	10	8	6	325	159	313	252	724
	Downstate Total	52,118	30,766	29,823	649	294	197	178	20,977	9,340	17,378	4,046	30,764
Cook	Cook County	36,833	15,847	13,714	1,991	142	483	81	20,422	7,703	1,557	6,587	15,847
	State Total	88,951	46,613	43,537	2,640	436	680	259	41,399	17,043	18,935	10,633	46,611

* INCLUDES SUCH DISPOSITIONS AS TRANSFERS TO INACTIVE/FUGITIVE WARRANT CALENDAR, EXTRADITION PROCEEDINGS, AND DISMISSED ON MOTION OF STATE.

** INCLUDES IMPRISONMENT IN A LOCAL JAIL, FINE ONLY, COMMUNITY SERVICE, ETC.

FINANCIAL SUMMARY OF THE CIRCUIT COURTS OF ILLINOIS

The amounts reported on the following pages are for FY 2019. In most counties, FY19 ended 11/30/2019.

Those counties with different fiscal years are as follows:

Calhoun	FY19 ended 08/30/2019
DeKalb	FY19 ended 12/31/2019
Douglas	FY19 ended 12/31/2019
Greene	FY19 ended 12/31/2019
Macoupin	FY19 ended 08/31/2019
Massac	FY19 ended 12/31/2019
McLean	FY19 ended 12/31/2019
Morgan	FY19 ended 08/31/2019
Peoria	FY19 ended 12/31/2019
St. Clair	FY19 ended 12/31/2019
Shelby	FY19 ended 08/31/2019
Stephenson	FY19 ended 12/31/2019
Winnebago	FY19 ended 09/30/2019

Beginning in October of 1999, employers began sending child support payments to the State Disbursement Unit rather than to circuit clerks for processing and disbursement to recipients. The amounts reported by circuit clerks under the heading "Maintenance and Child Support Payments" include payments processed and disbursed by the State Disbursement Unit

CIRCUIT CLERK FEES AND OTHER REVENUE BY COUNTY DECEMBER 1, 2018-NOVEMBER 30-2019

CIRCUIT	COUNTY	FEES AND OTHER REVENUE OF CLERK'S OFFICE									TOTAL FEES AND OTHER REVENUE
		CLERK'S FEES AND COSTS	COURT AUTOMATION FUND	MAINTENANCE AND CHILD SUPPORT	DOCUMENT STORAGE FUND	OPERATION AND ADMIN. FUND	CLERK'S E-CITATION FUND	INTEREST ON INVESTED FUNDS	DHFS IV-D CONTR. & INCENT.	OTHER	
1st.....	Alexander	95,754	49,771	0	49,622	14,698	5,266	0	883	0	215,995
	Jackson	346,951	94,764	35,752	93,741	16,812	8,409	4,660	6,892	0	607,982
	Johnson	99,071	34,870	0	34,772	7,114	6,582	246	2,524	0	185,180
	Massac	292,210	102,646	0	102,423	18,867	0	1,372	651	2,220	520,389
	Pope	37,492	12,608	0	13,370	2,321	1,144	27	147	0	67,108
	Pulaski	140,605	80,187	39	79,118	14,081	15,485	950	756	0	331,221
	Saline	128,143	49,774	72	47,941	7,143	2,224	0	1,099	0	236,395
	Union	142,084	60,322	3,182	57,331	6,854	3,402	429	2,670	0	276,274
	Williamson	598,951	126,966	105	124,934	21,577	16,056	16,694	6,825	0	912,107
1st.....	Circuit Total	1,881,263	611,908	39,150	603,251	109,466	58,568	24,378	22,447	2,220	3,352,651
2nd.....	Crawford	121,311	24,358	4,492	20,179	4,994	4,031	2,959	0	0	182,323
	Edwards	39,765	15,318	3,775	15,332	3,077	2,302	249	2,398	0	82,218
	Franklin	304,892	66,117	0	66,098	9,256	1,502	458	6,873	0	455,196
	Gallatin	41,199	11,531	2,080	11,483	1,580	1,064	549	0	1,320	70,806
	Hamilton	65,440	14,136	2,842	14,145	2,267	748	624	0	0	100,203
	Hardin	19,567	4,940	0	4,994	725	104	25	189	107	30,651
	Jefferson	260,982	99,505	5,189	98,789	19,235	4,748	0	7,082	0	495,530
	Lawrence	81,705	22,665	13,648	22,458	2,492	893	0	330	0	144,191
	Richland	92,958	25,349	8,367	25,727	4,166	982	336	1,701	0	159,585
	Wabash	85,176	21,429	10,678	21,284	4,358	1,796	134	3,028	0	147,885
	Wayne	100,067	21,364	6,103	20,600	4,502	2,698	138	3,448	0	158,920
	White	110,659	35,230	10,172	37,317	5,129	3,785	4,480	2,208	0	208,981
	2nd.....	Circuit Total	1,323,723	361,943	67,346	358,406	61,780	24,653	9,953	27,258	1,427
3rd.....	Bond	94,901	49,215	561	49,350	12,784	15,085	3,263	952	0	226,110
	Madison	5,828,323	719,995	101,302	1,162,050	166,375	59,212	52,478	44,042	41,368	8,175,146
3rd.....	Circuit Total	5,923,224	769,209	101,863	1,211,400	179,159	74,298	55,742	44,994	41,368	8,401,255
4th.....	Christian	187,487	43,181	11,486	42,995	10,024	4,321	1,749	6,116	0	307,358
	Clay	76,415	24,205	8,367	22,769	2,054	1,813	1,070	11,529	0	148,222
	Clinton	204,240	38,864	17,156	46,040	9,434	5,690	984	4,898	0	327,305
	Effingham	231,092	71,133	23,375	108,479	38,189	11,039	4,435	4,647	0	492,390
	Fayette	151,090	53,046	10,803	51,863	12,058	7,458	874	2,544	0	289,737
	Jasper	47,051	17,187	72	17,433	3,096	2,144	360	1,557	0	88,900
	Marion	173,585	60,418	42,514	71,608	10,992	6,507	0	8,216	0	373,840
	Montgomery	209,496	52,995	15,335	53,225	12,812	15,452	48	7,880	0	367,243
	Shelby	77,151	23,952	4,613	16,136	3,681	992	125	1,680	0	128,329
	4th.....	Circuit Total	1,357,607	384,981	133,721	430,548	102,342	55,415	9,644	49,067	0
5th.....	Clark	103,348	38,992	0	39,050	5,957	5,410	145	1,407	23	194,333
	Coles	309,636	83,987	7,675	83,057	10,822	6,585	1,820	7,306	0	510,888
	Cumberland	61,595	15,363	4,810	15,427	4,216	2,039	0	2,733	0	106,184
	Edgar	113,837	23,282	3,095	23,154	4,860	2,704	1,306	2,310	0	174,548
	Vermilion	1,522,194	120,475	45,625	123,880	20,380	4,788	1,804	6,226	0	1,845,373
5th.....	Circuit Total	2,110,611	282,099	61,205	284,568	46,235	21,527	5,076	19,982	23	2,831,325

CIRCUIT CLERK FEES AND OTHER REVENUE, CONTINUED

CIRCUIT	COUNTY	FEES AND OTHER REVENUE OF CLERK'S OFFICE										
		CLERK'S FEES AND COSTS	COURT AUTOMATION FUND	MAINTENANCE AND CHILD SUPPORT	DOCUMENT STORAGE FUND	OPERATION AND ADMIN. FUND	CLERK'S E-CITATION FUND	INTEREST ON INVESTED FUNDS	DHFS IV-D CONTR. & INCENT.	OTHER	TOTAL FEES AND OTHER REVENUE	
6th.....	Champaign	1,013,361	275,807	11,968	274,585	50,422	38,424	124,184	0	0	1,788,751	
	DeWitt	102,270	23,666	5,226	23,511	10,030	2,907	46	3,511	715	171,882	
	Douglas	65,155	34,590	5,999	34,388	13,733	3,639	279	2,418	0	160,201	
	Macon	984,170	245,044	59,531	242,608	65,691	12,357	14,644	22,217	0	1,646,262	
	Moultrie	80,702	24,824	5,216	24,589	6,476	3,242	178	3,490	0	148,718	
	Piatt	64,568	17,501	3,019	17,146	8,614	2,565	56	2,607	0	116,075	
6th.....	Circuit Total	2,310,224	621,433	90,959	616,827	154,966	63,135	139,387	34,244	715	4,031,890	
7th.....	Greene	61,217	14,671	4,570	14,570	5,010	2,092	7	2,733	0	104,871	
	Jersey	162,677	47,359	2,888	46,629	9,458	8,532	548	4,308	376	282,775	
	Macoupin	305,886	73,167	7,445	73,878	12,985	1,776	1,748	7,335	0	484,220	
	Morgan	169,147	45,796	15,051	48,579	6,036	2,547	625	4,902	0	292,683	
	Sangamon	1,269,979	425,962	49,487	443,428	72,838	61,836	94,527	31,127	0	2,449,183	
	Scott	25,689	17,570	1,872	17,562	2,016	1,287	0	2,903	0	68,899	
	7th.....	Circuit Total	1,994,595	624,525	81,313	644,645	108,343	78,070	97,455	53,309	376	3,682,631
8th.....	Adams	509,930	156,993	0	144,779	25,272	13,388	4,307	12,451	0	867,120	
	Brown	36,338	9,996	1,710	10,258	1,701	1,672	380	0	0	62,055	
	Calhoun	25,539	9,462	693	9,511	1,338	823	50	694	0	48,110	
	Cass	64,929	9,844	6,369	9,868	3,745	1,914	313	1,344	0	98,326	
	Mason	99,231	30,722	3,402	30,722	10,207	8,470	1,278	3,048	0	187,079	
	Menard	54,925	14,191	198	13,998	1,455	292	90	1,451	0	86,599	
	Pike	168,335	46,768	5,682	46,983	13,664	5,108	0	2,712	0	289,252	
	Schuyler	57,983	22,636	7,430	22,630	4,236	2,420	0	1,998	0	119,333	
	8th.....	Circuit Total	1,017,211	300,612	25,484	288,748	61,617	34,086	6,418	23,698	0	1,757,875
	9th.....	Fulton	215,335	57,128	15,859	57,483	6,607	4,681	3,535	4,410	146	365,184
Hancock		57,543	31,281	0	31,244	43,381	3,508	489	1,869	0	169,312	
Henderson		31,755	31,115	2,328	31,167	6,323	6,100	104	504	0	109,396	
Knox		202,489	97,049	1,049	94,467	14,084	10,308	0	10,185	0	429,632	
McDonough		253,080	57,527	5,488	58,087	11,813	6,515	1,679	3,696	0	397,886	
Warren		72,680	31,757	12,264	31,843	6,081	3,499	75	3,216	0	161,417	
9th.....		Circuit Total	832,882	305,857	36,989	304,291	88,290	34,611	5,882	23,880	146	1,632,827
10th.....	Marshall	68,183	11,324	6,182	11,177	4,281	1,349	53	2,292	0	104,840	
	Peoria	1,727,063	411,712	17,931	413,263	68,906	32,771	0	33,437	0	2,705,083	
	Putnam	30,248	11,849	1,956	11,756	2,409	1,681	88	1,494	0	61,480	
	Stark	34,404	14,038	3,804	14,051	2,839	1,960	57	2,625	0	73,778	
	Tazewell	734,444	327,781	29,063	327,906	61,002	34,640	30,014	12,710	18,021	1,575,580	
	10th.....	Circuit Total	2,594,342	776,704	58,935	778,153	139,436	72,401	30,212	52,559	18,021	4,520,761
11th.....	Ford	82,037	17,429	0	21,742	4,803	2,234	610	3,595	0	132,451	
	Livingston	285,602	70,205	15,886	55,584	14,471	8,870	1,795	5,528	0	457,940	
	Logan	195,410	50,217	13,657	50,204	22,261	6,166	355	4,962	0	343,230	
	McLean	741,392	441,885	63,624	370,728	61,639	73,292	17,408	15,036	0	1,785,004	
	Woodford	170,180	40,838	1,084	40,049	11,005	5,659	0	4,961	0	273,776	
	11th.....	Circuit Total	1,474,621	620,573	94,251	538,307	114,178	96,221	20,168	34,082	0	2,992,401

CIRCUIT CLERK FEES AND OTHER REVENUE, CONTINUED

CIRCUIT	COUNTY	FEES AND OTHER REVENUE OF CLERK'S OFFICE									
		CLERK'S FEES AND COSTS	COURT AUTOMATION FUND	MAINTENANCE AND CHILD SUPPORT	DOCUMENT STORAGE FUND	OPERATION AND ADMIN. FUND	CLERK'S E-CITATION FUND	INTEREST ON INVESTED FUNDS	DHFS IV-D CONTR. & INCENT.	OTHER	TOTAL FEES AND OTHER REVENUE
12th.....	Will	3,529,770	1,257,863	101,997	1,231,993	465,588	170,329	335,142	38,493	0	7,131,176
12th.....	Circuit Total	3,529,770	1,257,863	101,997	1,231,993	465,588	170,329	335,142	38,493	0	7,131,176
13th.....	Bureau	254,336	58,035	15,943	57,988	9,075	3,388	983	6,011	0	405,759
	Grundy	414,295	89,149	17,547	88,808	21,350	18,139	6,514	5,655	0	661,457
	LaSalle	532,551	171,915	10,329	171,580	78,918	19,492	37,879	9,828	0	1,032,491
13th.....	Circuit Total	1,201,182	319,099	43,819	318,375	109,343	41,019	45,376	21,494	0	2,099,707
14th.....	Henry	341,431	115,070	25,647	112,730	13,732	8,074	15,914	6,822	15,914	655,334
	Mercer	74,543	14,262	168	15,155	3,548	872	634	3,133	0	112,315
	Rock Island	1,294,886	234,889	106,127	235,637	43,789	37,747	65,092	18,571	0	2,036,737
	Whiteside	491,654	165,990	0	165,623	17,062	12,252	0	5,739	0	858,319
14th.....	Circuit Total	2,202,514	530,210	131,942	529,146	78,131	58,945	81,640	34,265	15,914	3,662,706
15th.....	Carroll	79,826	25,452	1,826	25,425	3,636	3,852	2,980	2,566	0	145,563
	Jo Daviess	99,281	41,589	0	39,074	6,657	6,328	0	1,724	0	194,653
	Lee	218,928	93,106	5,879	93,819	11,791	8,056	2,635	1,890	0	436,104
	Ogle	301,456	108,191	36	108,381	20,315	17,106	7,680	6,620	0	569,785
	Stephenson	327,494	112,251	4,380	110,908	14,851	8,796	0	28,922	0	607,602
15th.....	Circuit Total	1,026,986	380,589	12,121	377,607	57,251	44,138	13,294	41,721	0	1,953,707
16th.....	Kane	3,050,938	1,458,671	104,391	1,391,787	204,617	152,301	0	8,400	30,765	6,401,870
16th.....	Circuit Total	3,050,938	1,458,671	104,391	1,391,787	204,617	152,301	0	8,400	30,765	6,401,870
17th.....	Boone	332,789	127,693	9,582	127,285	27,814	15,722	4,277	5,081	0	650,243
	Winnebago	2,059,176	515,698	57,993	766,633	63,983	55,508	8	29,930	0	3,548,929
17th.....	Circuit Total	2,391,965	643,392	67,575	893,918	91,798	71,230	4,285	35,011	0	4,199,173
18th.....	DuPage	5,137,223	2,389,331	223,598	2,500,948	981,650	327,078	61,082	0	0	11,620,910
18th.....	Circuit Total	5,137,223	2,389,331	223,598	2,500,948	981,650	327,078	61,082	0	0	11,620,910
19th.....	Lake	3,161,989	1,441,623	55,471	1,411,110	283,802	166,797	6,316	0	0	6,527,109
19th.....	Circuit Total	3,161,989	1,441,623	55,471	1,411,110	283,802	166,797	6,316	0	0	6,527,109
20th.....	Monroe	232,734	56,766	7,494	58,115	13,530	8,343	928	2,421	0	380,331
	Perry	131,535	32,951	14,181	32,867	5,306	4,040	0	6,679	0	227,561
	Randolph	166,082	58,460	8,234	54,009	7,115	4,529	151	2,205	0	300,785
	St. Clair	2,612,736	1,047,711	63,303	1,047,029	63,215	54,945	50,302	53,949	0	4,993,190
	Washington	77,786	22,202	3,042	21,621	4,712	2,321	125	1,008	0	132,817
20th.....	Circuit Total	3,220,873	1,218,091	96,254	1,213,641	93,878	74,178	51,506	66,262	0	6,034,683
21st.....	Iroquois	155,681	52,055	5,627	51,377	9,220	5,963	326	4,263	0	284,512
	Kankakee	854,400	240,613	31,883	240,637	37,453	27,622	3,313	11,416,431	20	12,852,371
21st.....	Circuit Total	1,010,080	292,669	37,510	292,014	46,673	33,584	3,639	11,420,694	20	13,136,883
22nd.....	McHenry	2,183,282	596,133	72,789	566,549	135,548	90,237	253,845	10,101	0	3,908,484
22nd.....	Circuit Total	2,183,282	596,133	72,789	566,549	135,548	90,237	253,845	10,101	0	3,908,484
23rd.....	DeKalb	527,102	229,175	16,522	226,160	71,456	28,567	30,903	11,665	0	1,141,551
	Kendall	709,611	174,447	48,038	148,444	23,095	10,411	146	6,468	0	1,120,659
	Circuit Total	1,236,713	403,622	64,560	374,604	94,551	38,978	31,050	18,133	0	2,262,210
	Downstate Total	52,173,817	16,591,134	1,803,242	17,160,836	3,808,639	1,881,800	1,291,490	12,080,093	110,995	106,902,047
Cook	Cook County	59,887,600	10,132,393	1,597,814	9,356,154	785,799	175,689	266,625	1,021,273	0	83,223,347
	State Total	112,061,417	26,723,527	3,401,056	26,516,990	4,594,438	2,057,489	1,558,115	13,101,366	110,995	190,125,394

CIRCUIT CLERK COST OF OPERATING BY COUNTY DECEMBER 1, 2018-NOVEMBER 30-2019

COST OF OPERATING CLERK'S OFFICE													
CIRCUIT	COUNTY	CLERK'S SALARY	ALL OTHER PERSONNEL SALARIES	FULL TIME STAFF	PART TIME STAFF	AUTOMATION EXPENSES *	MAINTENANCE AND CHILD SUPPORT EXPENSES *	COURT DOCUMENT STORAGE EXPENSES *	OPERATION & ADMIN. FUND EXPENSES	E-CITATION EXPENSES	OTHER OFFICE EXPENSES	TOTAL COST OF OPERATING EXPENSES	
1st.....	Alexander	39,500	34,418	1	2	10,060	0	22,033	0	0	0	106,012	
	Jackson	67,171	582,959	13	2	66,552	19,005	67,264	28,702	0	298,880	1,130,533	
	Johnson	48,306	85,518	4	0	21,498	0	12,880	1174	0	4,415	173,792	
	Massac	46,811	148,123	4	1	337,473	4,977	16,195	402	0	10,425	564,408	
	Pope	42,425	27,085	1	0	11,091	2,643	13,300	443	0	944	97,932	
	Pulaski	55,855	77,734	4	0	62,623	0	0	0	0	18,452	214,664	
	Saline	61,200	193,702	5	1	53,225	7,735	11,222	2,527	0	11,442	341,055	
	Union	61,200	217,698	6	0	29,167	299	5,410	336	0	5,804	319,915	
	Williamson	83,741	614,680	20	4	44,515	65	5,167	1,130	66	33,107	782,474	
	1st.....	Circuit Total	506,209	1,981,919	58	10	636,204	34,725	153,476	34,715	66	383,468	3,730,784
2nd.....	Crawford	59,430	157,545	5	1	54,123	27,381	7109	0	0	16,199	321,789	
	Edwards	38,567	34,806	1	2	13,552	5,367	9,619	0	0	5,351	107,263	
	Franklin	64,453	253,911	8	0	10,221	0	0	687	0	26,245	355,518	
	Gallatin	48,660	27,961	1	0	6,107	89	4,396	1,134	0	7,885	96,234	
	Hamilton	41,039	64,638	2	0	21,441	4,212	4,063	1,391	0	4,957	141,742	
	Hardin	26,826	21,065	1	0	4,894	2,770	5,290	20	0	4,916	65,781	
	Jefferson	55,500	571,660	9	1	3,197	0	53,597	4966	0	0	688,921	
	Lawrence	32,663	89,651	4	0	26,425	0	3,288	913	0	9,885	162,825	
	Richland	46,884	108,531	4	0	7,482	2,343	11,602	1,323	0	14,212	192,378	
	Wabash	36,500	75,684	3	0	18,640	262	20,861	2,276	0	6,871	161,095	
	Wayne	49,430	133,058	4	2	19,800	0	6,114	974	0	5,575	214,952	
	White	48,124	108,855	4	3	20,200	4,768	37,185	4,766	0	5,833	229,731	
	2nd.....	Circuit Total	548,076	1,647,369	46	9	206,082	47,195	163,128	18,449	0	107,929	2,738,230
3rd.....	Bond	61,300	193,233	50	4	37,685	0	17,282	19,896	8,606	24,984	362,986	
	Madison	114,442	4,051,936	80	1	426,396	2,986	243,680	32,284	7,263	178,465	5,057,453	
3rd.....	Circuit Total	175,742	4,245,169	130	5	464,081	2,986	260,962	52,180	15,869	203,449	5,420,439	
4th.....	Christian	64,005	214,275	9	1	37,267	4,800	13,467	3,937	0	55,809	393,562	
	Clay	58,229	71,364	3	0	17,254	7,504	3,741	427	0	13,182	171,703	
	Clinton	75,367	197,888	5	0	23,873	0	63,820	677	3300	18,296	383,223	
	Effingham	64,864	418,278	11	1	16,601	0	27,268	42,640	0	2024	571,675	
	Fayette	55,783	132,984	6	0	66,490	7,457	6,396	4,714	1135	0	274,960	
	Jasper	57,000	56,611	1	1	39,876	0	22,041	0	0	8,843	184,373	
	Marion	63,000	282,823	9	3	33,589	4,272	2,907	10,854	0	42,277	439,724	
	Montgomery	66,297	189,325	8	0	34,915	0	2,266	10,747	4840	4,663	313,054	
	Shelby	56,430	146,637	4	1	39,039	7,546	6,408	6,598	0	18,668	281,327	
	4th.....	Circuit Total	560,975	1,710,190	56	7	308,904	31,581	148,319	80,594	9275	163,762	3,013,601
5th.....	Clark	51,790	127,932	4	4	21,513	0	6,841	3,583	2,529	12,343	226,533	
	Coles	65,125	318,968	11	2	95,688	873	35	0	0	15,732	496,421	
	Cumberland	43,294	84,198	3	0	13,707	9	9,402	0	0	10,660	161,273	
	Edgar	48,256	148,381	5	2	24,770	0	50	2,482	0	13,249	237,188	
	Vermilion	70,710	788,173	23	3	83,253	1,025	43,003	5,920	0	35,662	1,027,748	
5th.....	Circuit Total	279,175	1,467,653	46	11	238,931	1,908	59,332	11,986	2,529	87,646	2,149,163	

* Includes expenditures paid from the County General Fund

CIRCUIT CLERK COST OF OPERATING, CONTINUED

COST OF OPERATING CLERK'S OFFICE												
CIRCUIT	COUNTY	CLERK'S SALARY	ALL OTHER PERSONNEL SALARIES	FULL TIME STAFF	PART TIME STAFF	AUTOMATION EXPENSES *	MAINTENANCE AND CHILD SUPPORT EXPENSES *	COURT DOCUMENT STORAGE EXPENSES *	OPERATION & ADMIN. FUND EXPENSES	E-CITATION EXPENSES	OTHER OFFICE EXPENSES	TOTAL COST OF OPERATING EXPENSES
6th.....	Champaign	93,709	1,363,613	37	4	216,389	220	114,184	58,412	0	27726	1,874,253
	DeWitt	57,000	112,550	3	2	28,353	0	7,783	3,526	0	7,784	216,995
	Douglas	66,612	162,518	5	2	17,900	181	21,767	2096	0	9,687	280,762
	Macon	83,537	984,306	29	0	128,418	47,510	99,807	67,220	300	387,739	1,798,837
	Moultrie	51,500	124,234	5	0	63,954	36,759	52,013	6046	1125	10,430	346,063
	Platt	55,065	198,606	6	0	0	0	26373	4374	0	11,641	296,060
6th.....	Circuit Total	407,423	2,945,828	85	8	455,013	84,671	321,928	141,674	1425	455,007	4,812,970
7th.....	Greene	61,251	88,339	3	0	13,283	0	11,703	1680	0	7,393	183,650
	Jersey	57,822	184,777	5	1	43,840	0	34,188	9,677	0	11,925	342,229
	Macoupin	65,640	409,932	9	0	63,856	165	32,169	16,493	0	24,645	612,903
	Morgan	67,500	247,126	9	1	75,649	0	38944	0	0	9,308	438,527
	Sangamon	104,460	2,119,835	58	18	366,651	17,150	186,149	40644	133739	827,820	3,796,450
	Scott	44,684	29,325	2	0	0	0	0	0	0	5,133	79,142
7th.....	Circuit Total	401,357	3,079,336	86	20	563,279	17316	303,155	68,494	133739	886,224	5,452,901
8th.....	Adams	60,840	533,457	14	0	38,095	0	37,106	6,931	3500	46,938	726,867
	Brown	33,500	48,439	2	0	2,343	0	14,170	0	0	0	98,454
	Calhoun	37,610	34,486	1	1	8,167	0	9,406	160	0	5864	95,694
	Cass	80,302	123,614	3	2	19,532	0	6,744	0	0	4,478	234,671
	Mason	69,770	125,752	4	0	22,860	0	0	0	8640	11,303	238,325
	Menard	67,906	105,238	1	1	15,572	0	10,748	0	0	11,606	211,071
	Pike	52,484	162,185	6	0	37,764	0	7,630	0	0	1,835	261,897
	Schuyler	48,203	95,216	3	0	22,457	0	263	0	0	7,544	173,683
	8th.....	Circuit Total	450,615	1,228,388	34	4	166,790	0	86,070	7,091	12,140	89,567
9th.....	Fulton	61,851	368,016	10	0	16,767	0	19,305	2,867	0	38,055	506,862
	Hancock	52,840	135,982	4	1	64,536	32	1,100	999	0	10,838	266,328
	Henderson	50,789	101,246	4	2	6,712	0	2,708	0	0	11,766	173,221
	Knox	76,521	642,310	18	0	109,556	0	10,000	4,954	0	21,000	864,342
	McDonough	56,485	393,866	12	2	63,337	61	56,560	0	0	29,404	599,714
	Warren	53,505	110,678	4	0	27,924	8933	30,145	2,072	0	8,875	242,133
	9th.....	Circuit Total	351,991	1,752,101	52	5	288,832	9027	119,819	10,893	0	119938
10th....	Marshall	55,090	111,985	3	0	23895	8314	2268	3331	0	10,292	215,177
	Peoria	95,790	1,950,350	36	0	30	0	356,813	0	12000	60,780	2,475,763
	Putnam	49,849	51,136	2	0	14,651	350	12,838	607	0	3,485	132,916
	Stark	40,000	22,100	0	2	6,967	2584	18,340	228	0	4,168	94,389
	Tazewell	93,504	1,180,779	34	2	211,181	7,575	204,064	5,125	5843	12,990	1,721,062
	10th....	Circuit Total	334,233	3,316,352	75	4	256,724	18,823	594,325	9,291	17843	91,715
11th....	Ford	53,846	59,409	2	1	24,469	0	17,797	0	0	35,908	191,430
	Livingston	68,761	275,630	10	2	57,009	3000	23,477	2193	0	20,290	450,361
	Logan	65,500	404,015	9	4	60,458	0	26,539	0	75	27,737	584,326
	McLean	100,796	1,815,329	47	25	153,665	30309	130,080	35243	0	404,913	2,670,335
	Woodford	67,346	241,860	8	0	74,869	1,084	14,042	3,265	0	29,927	432,395
11th....	Circuit Total	356,250	2,796,244	76	32	370,470	34,393	211,936	40,701	75	518,775	4,328,846

* Includes expenditures paid from the County General Fund

CIRCUIT CLERK COST OF OPERATING, CONTINUED

COST OF OPERATING CLERK'S OFFICE												
CIRCUIT	COUNTY	CLERK'S SALARY	ALL OTHER PERSONNEL SALARIES	FULL TIME STAFF	PART TIME STAFF	AUTOMATION EXPENSES *	MAINTENANCE AND CHILD SUPPORT EXPENSES *	COURT DOCUMENT STORAGE EXPENSES *	OPERATION & ADMIN. FUND EXPENSES	E-CITATION EXPENSES	OTHER OFFICE EXPENSES	TOTAL COST OF OPERATING EXPENSES
12th....	Will	93,000	5,933,046	149	0	840,336	50,379	507,124	76,548	147890	2940144	10,588,470
12th....	Circuit Total	93,000	5,933,046	149	0	840,336	50,379	507,124	76,548	147890	2,940,144	10,588,470
13th....	Bureau	65,083	196,359	9	0	34,096	0	20,012	119	0	13,271	328,940
	Grundy	78,613	267,449	8	0	23,059	545	39,248	12,647	0	2,567	424,128
	LaSalle	66,990	1,341,276	27	2	171,652	4,396	142,614	24951	0	4,710	1,756,591
13th....	Circuit Total	210,686	1,805,084	44	2	228,807	4941	201874	37717	0	20,548	2,509,659
14th....	Henry	72,939	328,878	13	2	39,202	5,261	40,686	5,877	0	104,784	597,629
	Mercer	49,706	73,343	3	0	8,868	29	12,585	724	0	22,969	168,225
	Rock Island	91,731	1,407,802	39	4	232,864	35082	294,414	1,249	0	0	2,063,144
	Whiteside	79,500	358,342	11	2	81,538	0	24,835	7,582	0	383	552,181
14th....	Circuit Total	293,876	2,168,367	66	8	362,472	40,374	372521	15432	0	128,135	3,381,179
15th....	Carroll	57,963	63,099	3	0	14,816	20,232	16,854	3940	0	9,602	186,506
	Jo Daviess	66,248	135,764	5	0	41,873	10000	13941	4035	0	13,618	285,479
	Lee	64,062	322,346	11	3	96,802	20917	90,455	0	0	92,719	687,301
	Ogle	82,400	517,496	12	0	74,797	12,500	92,025	18,420	10000	19,647	827,286
	Stephenson	61,000	397,300	14	0	69,000	18,655	67,000	16394	0	8,676	638,025
15th....	Circuit Total	331,673	1,436,005	45	3	297,288	82304	280,275	42789	10,000	144262	2,624,597
16th....	Kane	90,655	4,224,494	106	0	365,605	6593	58,354	11,027	82029	104,379	4,943,139
16th....	Circuit Total	90,655	4,224,494	106	0	365,605	6,593	58,354	11,027	82029	104,379	4,943,139
17th....	Boone	76,106	684,841	19	1	104,691	0	124,274	10,502	0	20,189	1,020,604
	Winnebago	93,964	3,047,763	83	8	373,052	10364	450,943	0	0	231,633	4,207,721
17th....	Circuit Total	170,070	3,732,605	102	9	477,743	10,364	575,217	10,502	0	251,822	5,228,325
18th....	DuPage	170,497	7,116,156	163	0	2,054,335	212,986	2,196,708	507,567	28,165	436,017	12,722,433
18th....	Circuit Total	170,497	7,116,156	163	0	2,054,335	212,986	2,196,708	507,567	28,165	436,017	12,722,433
19th....	Lake	127,874	5,890,216	133	3	255,303	0	275,443	0	0	2,546,485	9,095,321
19th....	Circuit Total	127,874	5,890,216	133	3	255,303	0	275,443	0	0	2,546,485	9,095,321
20th....	Monroe	74,142	215,229	5	0	61,633	0	58,256	16,864	0	18,961	445,086
	Perry	58,500	162,679	5	0	49,314	511	41,963	2251	0	7,697	322,915
	Randolph	65,995	274,544	6	0	28,063	0	10,635	1,390	0	20,583	401,211
	St. Clair	98,057	2,571,151	65	1	129,669	8271	248,807	0	134287	11655	3,201,898
	Washington	57,450	91,691	3	0	19987	1751	1390	2006	0	2,644	176,920
20th....	Circuit Total	354,144	3,315,295	84	1	288,666	10533	361,052	22511	134287	61,540	4,548,030
21st....	Iroquois	58,683	143,277	7	0	20,082	14,690	33,673	1,263	0	0	271,670
	Kankakee	77,386	1,145,298	34	2	185,935	1520	48,694	2,127	0	42,893	1,503,855
21st....	Circuit Total	136,069	1,288,576	41	2	206,017	16,211	82,368	3,390	0	42,893	1,775,525
22nd....	McHenry	104,750	1,787,827	54	0	262,775	80,000	282,100	50,175	40000	30,818	2,638,445
22nd....	Circuit Total	104,750	1,787,827	54	0	262,775	80000	282,100	50,175	40,000	30,818	2,638,445
23rd....	DeKalb	108,098	0	22	12	234,696	0	181,369	21090	67575	457,022	1,069,850
	Kendall	90,665	900,156	24	2	263,838	17173	15,577	1,760	22735	29,045	1,340,950
23rd....	Circuit Total	198,763	900,156	46	14	498,534	17173	196,947	22850	90310	486,067	2,410,800
	Downstate Total	6,654,101	65,768,388	1777	157	10,093,192	814,492	7,812,444	1,276,575	725,642	10,300,592	103,445,428
Cook	Cook County	105,000	73,858,618	1271	0	5,323,936	1,021,273	2,387,133	236,063	158,426	29,458,210	112,548,659
	State Total	6,759,101	139,627,006	3048	157	15,417,128	1,835,765	10,199,577	1,512,638	884,068	39,758,802	215,994,087

* Includes expenditures paid from the County General Fund

CIRCUIT CLERK DISBURSEMENT OF FUNDS BY COUNTY DECEMBER 1, 2018-NOVEMBER 30-2019

CIRCUIT	COUNTY	MAINTENANCE AND CHILD SUPPORT PAYMENTS	FINES, PENALTIES, ASSESSMENTS AND FORFEITURES MUNICIPALITIES (CITIES, VILLAGES, TOWNS & PARK DISTRICTS)				TOTAL MUNICIPALITIES*
			ALL EXCEPT DRUG FINES	DRUG FINES	CRIME LAB & CRIME LAB DUI	OTHER	
			1st.....	Alexander	722,825	63,931	
	Jackson	4,537,883	59,631	0	0	37,532	97,163
	Johnson	995,055	16,149	16	0	2,560	18,725
	Massac	1,495,860	55,477	0	0	6,301	61,777
	Pope	234,808	3,196	0	0	0	3,196
	Pulaski	486,350	617,355	0	0	3,687	621,042
	Saline	2,939,391	63,982	0	0	9,929	73,911
	Union	1,355,147	27,521	115	0	6,257	33,893
	Williamson	7,992,619	282,406	2,827	0	28,480	315,534
1st.....	Circuit Total	20,759,939	1,189,648	2,958	0	97,265	1,291,692
2nd.....	Crawford	2,268,499	119,243	21,472	0	17,249	158,113
	Edwards	618,705	11,728	0	0	1,317	13,044
	Franklin	4,174,989	72,466	0	0	16,880	89,346
	Gallatin	517,524	5,061	0	0	579	5,640
	Hamilton	35,653	12,061	280	0	1,533	14,042
	Hardin	267,955	4,360	0	0	513	4,873
	Jefferson	4,618,363	158,228	0	0	16,845	175,073
	Lawrence	1,677,646	27,289	0	0	2,889	30,177
	Richland	1,927,829	35,351	550	0	9,319	45,221
	Wabash	1,593,074	55,130	75	0	8,433	63,639
	Wayne	1,525,492	23,425	0	0	1,058	24,535
	White	1,591,585	31,506	1,000	0	3,788	36,294
2nd.....	Circuit Total	20,817,315	555,847	23,377	0	80,403	659,997
3rd.....	Bond	1,350,443	29,075	0	0	5,612	34,687
	Madison	26,859,929	481,035	4,564	0	200,010	696,425
3rd.....	Circuit Total	28,210,372	510,110	4,564	0	205,622	731,112
4th.....	Christian	3,825,058	126,577	4,450	0	13,415	144,442
	Clay	1,554,971	32,724	0	0	5,147	39,162
	Clinton	2,658,083	92,446	2,969	0	18,889	114,305
	Effingham	3,224,333	76,016	131	0	16,200	92,478
	Fayette	1,986,405	105,544	0	0	13,281	119,072
	Jasper	648,354	20,968	0	0	3,680	24,648
	Marion	4,918,094	96,537	0	0	17,032	113,570
	Montgomery	2,688,622	93,075	62	0	15,074	108,812
	Shelby	2,414,129	30,931	0	0	3,903	35,134
4th.....	Circuit Total	23,918,049	674,819	7,613	0	106,621	791,623
5th.....	Clark	1,386,257	79,880	0	0	8,193	88,073
	Coles	4,869,296	187,716	3,467	4,280	39,859	258,673
	Cumberland	984,910	43,097	0	0	7,735	50,832
	Edgar	1,787,869	75,197	0	0	8,077	83,274
	Vermilion	9,836,066	113,782	0	0	16,115	131,525
5th.....	Circuit Total	18,864,397	499,673	3,467	4,280	79,979	612,377

*Includes Drug Task Force

CIRCUIT CLERK DISBURSEMENT OF FUNDS, CONTINUED

CIRCUIT	COUNTY	MAINTENANCE AND CHILD SUPPORT PAYMENTS	FINES, PENALTIES, ASSESSMENTS AND FORFEITURES MUNICIPALITIES (CITIES, VILLAGES, TOWNS & PARK DISTRICTS)				TOTAL MUNICIPALITIES*
			ALL EXCEPT DRUG FINES	DRUG FINES	CRIME LAB & CRIME LAB DUI	OTHER	
			6th.....	Champaign	589,314	828,607	
	DeWitt	1,950,939	55,730	240	0	5,043	64,083
	Douglas	1,917,741	97,267	1,039	0	5,168	105,343
	Macon	16,373,728	263,983	14,439	1,447	84,412	364,788
	Moultrie	1,807,913	21,901	0	0	4,166	26,067
	Piatt	1,523,203	13,557	0	0	336	14,509
6th.....	Circuit Total	24,162,837	1,281,045	27,479	5,492	232,983	1,553,061
7th.....	Greene	1,507,462	38,971	0	0	12,760	52,071
	Jersey	1,791,344	114,654	0	0	15,318	129,971
	Macoupin	3,981,176	133,830	0	16,383	14,764	165,036
	Morgan	4,156,376	72,194	450	0	14,526	87,171
	Sangamon	25,528,242	539,484	7,248	4,165	163,127	714,024
	Scott	437,655	4,146	0	0	651	4,797
7th.....	Circuit Total	37,402,256	903,278	7,698	20,548	221,147	1,153,070
8th.....	Adams	8,918,378	417,606	3,890	4,811	45,849	476,668
	Brown	655,599	18,960	222	0	2,268	21,950
	Calhoun	346,428	3,022	0	0	128	3,150
	Cass	1,550,541	30,318	404	0	6,014	36,736
	Mason	1,468,789	113,635	1,394	0	18,760	133,788
	Menard	1,338,802	23,247	131	0	2,404	26,475
	Pike	1,769,839	29,526	475	0	1,686	31,688
	Schuyler	1,143,189	19,696	22	0	3,292	23,010
8th.....	Circuit Total	17,191,564	656,009	6,539	4,811	80,401	753,464
9th.....	Fulton	4,911,915	124,633	1,439	8,304	5,351	141,438
	Hancock	1,905,666	34,474	0	0	7,625	42,099
	Henderson	752,741	46,729	0	0	31,380	78,108
	Knox	7,256,274	150,957	1,943	0	48,191	201,091
	McDonough	3,365,188	138,131	10,112	0	26,881	176,538
	Warren	2,216,935	48,146	255	162	14,407	62,969
9th.....	Circuit Total	20,408,718	543,070	13,749	8,466	133,834	702,244
10th.....	Marshall	1,356,963	17,478	0	0	2,763	20,275
	Peoria	23,240,723	490,179	422	49,268	28,510	568,379
	Putnam	488,720	13,023	325	0	2,110	16,090
	Stark	648,303	13,242	150	0	1,377	14,769
	Tazewell	17,607,093	673,001	4,825	0	0	678,502
10th.....	Circuit Total	43,341,802	1,206,922	5,722	49,268	34,759	1,298,014
11th.....	Ford	1,186,424	49,968	154	0	12,052	62,174
	Livingston	5,097,957	204,377	420	0	24,565	229,403
	Logan	3,032,580	104,398	40	0	20,195	124,633
	McLean	18,972,720	665,843	32,173	359	275,022	974,197
	Woodford	3,990,946	146,592	13	0	17,642	164,246
11th.....	Circuit Total	32,280,627	1,171,177	32,799	359	349,477	1,554,653

*Includes Drug Task Force

CIRCUIT CLERK DISBURSEMENT OF FUNDS, CONTINUED

CIRCUIT	COUNTY	MAINTENANCE AND CHILD SUPPORT PAYMENTS	FINES, PENALTIES, ASSESSMENTS AND FORFEITURES					TOTAL MUNICIPALITIES*
			MUNICIPALITIES (CITIES, VILLAGES, TOWNS & PARK DISTRICTS)					
			ALL EXCEPT DRUG FINES	DRUG FINES	CRIME LAB & CRIME LAB DUI	OTHER		
12th.....	Will	82,216,933	2,756,561	41,770	7,114	443,956	3,268,967	
12th.....	Circuit Total	82,216,933	2,756,561	41,770	7,114	443,956	3,268,967	
13th.....	Bureau	3,925,433	28,229	0	0	10,188	81,669	
	Grundy	6,974,049	139,025	1,050	0	37,821	182,745	
	LaSalle	14,573,712	278,188	7,154	0	92,408	380,883	
13th.....	Circuit Total	25,473,194	445,442	8,204	0	140,416	645,297	
14th.....	Henry	6,334,805	174,720	6,736	670	21,316	209,381	
	Mercer	1,675,265	11,781	0	0	696	12,477	
	Rock Island	21,249,485	626,863	17,333	477	97,065	751,344	
	Whiteside	8,302,928	187,116	2,633	0	19,932	221,059	
14th.....	Circuit Total	37,562,483	1,000,480	26,701	1,147	139,008	1,194,260	
15th.....	Carroll	1,169,245	52,358	0	0	6,660	59,018	
	Jo Daviess	1,160,694	65,292	185	0	9,499	74,976	
	Lee	4,095,151	171,903	3,149	15,106	6,559	196,717	
	Ogle	5,622,216	197,932	787	0	19,351	219,795	
	Stephenson	4,419,305	229,002	737	26,691	10,329	267,938	
15th.....	Circuit Total	16,466,610	716,487	4,858	41,797	52,398	818,444	
16th.....	Kane	234,512	2,285,921	43,486	0	540,820	2,882,732	
16th.....	Circuit Total	234,512	2,285,921	43,486	0	540,820	2,882,732	
17th.....	Boone	5,248,914	277,342	2,979	0	37,947	319,359	
	Winnebago	32,097,999	1,463,226	37,792	0	96,561	1,599,744	
17th.....	Circuit Total	37,346,913	1,740,568	40,771	0	134,508	1,919,103	
18th.....	DuPage	86,406,378	8,306,509	4,214	0	157,186	8,481,641	
18th.....	Circuit Total	86,406,378	8,306,509	4,214	0	157,186	8,481,641	
19th.....	Lake	52,287,182	5,352,537	5,733	0	0	5,364,077	
19th.....	Circuit Total	52,287,182	5,352,537	5,733	0	0	5,364,077	
20th.....	Monroe	3,455,413	209,641	0	0	43,346	252,987	
	Perry	2,631,316	82,275	356	0	14,628	141,318	
	Randolph	4,249,569	73,798	9,143	0	11,086	94,369	
	St. Clair	30,963,719	446,757	3,328	0	258,711	711,784	
	Washington	1,285,569	27,646	1,146	0	6,098	34,959	
20th.....	Circuit Total	42,585,585	840,116	13,974	0	333,869	1,235,416	
21st.....	Iroquois	2,063,146	20,325	238	0	3,705	24,267	
	Kankakee	11,604,578	382,041	0	0	69,668	453,093	
21st.....	Circuit Total	13,667,724	402,366	238	0	73,373	477,360	
22nd....	McHenry	34,174,694	1,878,976	10,907	0	411,159	2,305,042	
22nd....	Circuit Total	34,174,694	1,878,976	10,907	0	411,159	2,305,042	
23rd....	DeKalb	10,257,975	344,191	6,653	2,390	10,710	363,944	
	Kendall	15,303,940	126,805	6,130	0	48,299	198,528	
23rd....	Circuit Total	25,561,916	470,995	12,784	2,390	59,009	562,472	
	Downstate Total	741,342,001	35,388,557	349,606	145,672	4,108,195	40,256,120	
Cook	Cook County	347,301,530	7,808,427	11,048	0	1,851,012	9,670,487	
	State Total	1,088,643,531	43,196,984	360,654	145,672	5,959,207	49,926,607	

*Includes Drug Task Force

CIRCUIT CLERK DISBURSEMENT OF FUNDS, CONTINUED

CIRCUIT	COUNTY	FINES, PENALTIES, ASSESSMENTS AND FORFEITURES (CONTINUED)								
		TOWNSHIPS	COUNTY							
		TOTAL TOWNSHIPS *	CRIMINAL CASES	TRAFFIC CASES	DRUG FINES	CRIME LAB	CRIME LAB DUI	OTHER **	TOTAL COUNTY	
1st.....	Alexander	0	16,865	256,526	0	0	0	78,691	352,083	
	Jackson	176,343	47,101	58,922	0	0	0	112,809	218,832	
	Johnson	0	40,414	142,823	114	0	0	53,497	236,848	
	Massac	0	89,249	484,378	0	0	0	537,062	1,110,690	
	Pope	6,999	26,546	40,251	0	0	0	12,762	79,558	
	Pulaski	0	14,386	590,718	250	180	0	216,899	822,433	
	Saline	0	263,187	74,612	1,216	0	0	19,216	358,232	
	Union	0	66,160	58,553	682	0	0	21,930	147,325	
	Williamson	0	126,105	276,357	4,756	0	0	104,388	511,606	
1st.....	Circuit Total	183,342	690,014	1,983,141	7,019	180	0	1,157,254	3,837,608	
2nd.....	Crawford	786	88,326	27,644	740	0	0	28,491	145,201	
	Edwards	0	43,907	44,633	26	0	0	13,729	102,295	
	Franklin	50	218,732	111,325	0	0	0	33,329	363,386	
	Gallatin	0	41,199	23,090	73	0	0	8,498	72,860	
	Hamilton	0	23,356	25,504	253	0	0	6,483	55,596	
	Hardin	0	17,872	13,419	70	0	0	3,138	34,499	
	Jefferson	0	128,642	72,878	0	0	0	48,420	249,940	
	Lawrence	0	72,860	42,751	895	0	0	10,294	126,799	
	Richland	0	34,213	20,919	0	0	0	17,281	72,413	
	Wabash	0	74,330	24,259	10	0	0	18,756	117,355	
	Wayne	0	25,758	60,277	100	250	0	19,626	106,011	
	White	0	79,309	66,315	3,009	0	0	29,263	177,896	
	2nd.....	Circuit Total	836	848,502	533,014	5,176	250	0	237,309	1,624,252
	3rd.....	Bond	0	153,819	248,607	0	0	0	194,884	597,310
Madison		5,882	143,385	175,452	12,039	0	0	642,236	973,113	
3rd.....	Circuit Total	5,882	297,204	424,059	12,039	0	0	837,121	1,570,423	
4th.....	Christian	1,443	59,928	85,536	11,695	0	0	48,533	205,692	
	Clay	0	64,862	46,256	125	7,067	0	11,712	130,023	
	Clinton	100	73,558	92,234	4,932	7,018	0	39,839	217,580	
	Effingham	0	101,070	208,086	1,094	23,338	0	74,998	408,585	
	Fayette	25	80,274	115,135	475	0	0	71,307	267,192	
	Jasper	0	16,024	39,628	1,750	0	0	19,844	77,246	
	Marion	0	70,487	109,449	0	0	0	154,794	334,730	
	Montgomery	2,615	112,624	212,672	1,733	0	0	59,199	386,227	
	Shelby	0	48,959	40,010	0	0	0	15,421	104,389	
4th.....	Circuit Total	4,183	627,785	949,006	21,804	37,423	0	495,647	2,131,665	
5th.....	Clark	0	27,886	65,755	0	0	0	26,624	120,265	
	Coles	6,983	124,303	108,310	11,041	2,241	1,430	68,892	316,217	
	Cumberland	0	43,780	52,260	0	0	0	27,221	123,261	
	Edgar	0	75,069	32,161	1,271	0	0	7,566	116,067	
	Vermilion	1,224	57,457	68,773	2,580	0	0	50,572	179,381	
5th.....	Circuit Total	8,207	328,495	327,258	14,891	2,241	1,430	180,874	855,190	

* Includes Drug Fines

** Includes Percentage Distribution to County General Corporate Fund & Boating Fines paid to County

CIRCUIT CLERK DISBURSEMENT OF FUNDS, CONTINUED

CIRCUIT	COUNTY	FINES, PENALTIES, ASSESSMENTS AND FORFEITURES (CONTINUED)							
		TOWNSHIPS	COUNTY						
		TOTAL TOWNSHIPS *	CRIMINAL CASES	TRAFFIC CASES	DRUG FINES	CRIME LAB	CRIME LAB DUI	OTHER **	TOTAL COUNTY
6th.....	Champaign	3,058	39,696	484,588	0	0	0	130	524,414
	DeWitt	3,656	54,170	122,280	4,384	0	0	33,576	214,409
	Douglas	100	39,465	80,614	6,229	0	0	117,530	243,839
	Macon	8,801	109,770	153,667	30,787	443	0	98,220	392,887
	Moultrie	278	32,700	102,152	22	0	0	31,140	166,014
	Piatt	150	13,144	69,801	6,656	890	0	31,289	121,781
6th.....	Circuit Total	16,043	288,945	1,013,102	48,078	1,333	0	311,885	1,663,344
7th.....	Greene	0	13,314	29,479	409	0	0	56,041	99,243
	Jersey	0	53,514	129,087	0	0	0	36,458	219,059
	Macoupin	600	118,626	330,689	0	0	17,342	115,109	581,767
	Morgan	0	113,576	30,894	3,988	0	0	89,451	237,910
	Sangamon	7,541	8,597	263,618	20,205	0	0	1,179,108	1,471,527
	Scott	0	34,420	28,726	0	0	0	15,499	78,645
7th.....	Circuit Total	8,141	342,048	812,493	24,602	0	17,342	1,491,666	2,688,150
8th.....	Adams	30	100,855	110,816	1,730	160	0	79,028	292,589
	Brown	250	15,392	22,444	717	0	0	13,989	52,542
	Calhoun	0	16,106	36,658	0	0	0	11,463	64,228
	Cass	0	30,299	32,549	303	0	0	15,784	78,936
	Mason	0	57,392	59,639	4,412	0	0	50,777	172,220
	Menard	0	19,173	25,350	2,718	0	0	5,341	52,583
	Pike	0	154,879	165,781	15,040	36,076	0	35,744	407,520
	Schuyler	0	18,868	52,568	30	0	0	25,652	97,118
	8th.....	Circuit Total	280	412,965	505,806	24,950	36,236	0	237,779
9th.....	Fulton	0	131,093	5,272	4,500	0	0	333,159	474,024
	Hancock	0	59,620	85,791	2,026	337	39	31,064	178,876
	Henderson	0	47,606	59,935	269	0	0	166,860	274,670
	Knox	0	111,705	156,629	130	0	0	288,551	557,015
	McDonough	13,808	189,406	96,889	3,249	0	0	66,141	355,685
	Warren	0	55,464	80,428	1,018	6,491	0	59,681	203,083
	9th.....	Circuit Total	13,808	594,894	484,944	11,192	6,829	39	945,456
10th....	Marshall	0	13,147	33,911	1,750	0	0	37,293	86,100
	Peoria	5,210	141,042	202,628	0	0	10,850	408,916	763,435
	Putnam	0	15,901	27,913	718	0	0	17,665	62,197
	Stark	403	16,342	28,737	936	0	0	22,284	68,300
	Tazewell	405	45,932	390,051	15,350	0	0	12,857	464,191
10th....	Circuit Total	6,017	232,364	683,241	18,754	0	10,850	499,014	1,444,224
11th....	Ford	1,585	46,956	52,062	150	0	0	17,130	116,298
	Livingston	27,803	107,742	154,939	1,177	0	0	53,548	317,407
	Logan	202	107,871	67,266	310	0	0	137,961	313,408
	McLean	13,934	187,041	339,347	46,944	0	0	768,356	1,341,688
	Woodford	54	115,786	146,622	10,364	0	0	45,817	318,588
11th....	Circuit Total	43,578	565,396	760,235	58,945	0	0	1,022,813	2,407,389

* Includes Drug Fines

** Includes Percentage Distribution to County General Corporate Fund & Boating Fines paid to County

CIRCUIT CLERK DISBURSEMENT OF FUNDS, CONTINUED

CIRCUIT	COUNTY	FINES, PENALTIES, ASSESSMENTS AND FORFEITURES (CONTINUED)							
		TOWNSHIPS	COUNTY						
		TOTAL TOWNSHIPS *	CRIMINAL CASES	TRAFFIC CASES	DRUG FINES	CRIME LAB	CRIME LAB DUI	OTHER **	TOTAL COUNTY
12th....	Will	58,079	393,599	927,317	174,583	0	0	4,924,355	6,419,854
12th....	Circuit Total	58,079	393,599	927,317	174,583	0	0	4,924,355	6,419,854
13th....	Bureau	50	432,079	76,616	47,794	0	0	55,964	612,453
	Grundy	0	58,068	262,348	15,451	0	0	125,217	461,083
	LaSalle	6,135	56,380	138,327	40,013	0	0	750,966	985,687
13th....	Circuit Total	6,185	546,526	477,291	103,258	0	0	932,147	2,059,223
14th....	Henry	191	221,062	191,521	43,180	180	200	72,558	528,701
	Mercer	0	53,801	71,918	2,620	0	0	29,131	157,470
	Rock Island	50	245,271	319,353	34,174	587	0	212,195	811,581
	Whiteside	1,765	186,010	216,057	16,333	0	0	55,069	473,469
14th....	Circuit Total	2,006	706,145	798,849	96,307	767	200	368,952	1,971,221
15th....	Carroll	2,047	33,563	48,652	0	2,620	0	27,619	112,454
	Jo Daviess	0	23,235	85,701	2,443	0	0	47,327	158,705
	Lee	200	83,892	220,258	4,256	0	12,686	55,798	376,890
	Ogle	0	81,243	378,479	0	0	0	117,003	576,725
	Stephenson	2,194	213,414	207,850	1,916	0	0	129,181	552,361
15th....	Circuit Total	4,441	435,347	940,940	8,615	2,620	12,686	376,927	1,777,135
16th....	Kane	24,781	130,519	541,348	128,233	0	0	1,876,429	2,676,529
16th....	Circuit Total	24,781	130,519	541,348	128,233	0	0	1,876,429	2,676,529
17th....	Boone	34,239	269,087	289,610	13,864	0	0	275,502	848,064
	Winnebago	3,071	778,218	574,131	20,668	0	0	1,546,728	2,919,745
17th....	Circuit Total	37,310	1,047,305	863,742	34,532	0	0	1,822,230	3,767,809
18th....	DuPage	445,050	1,538,278	729,954	11,730	36,597	0	9,431,606	11,748,165
18th....	Circuit Total	445,050	1,538,278	729,954	11,730	36,597	0	9,431,606	11,748,165
19th....	Lake	142	171,822	2,644,763	7,143	20,004	3,196	820,451	3,669,295
19th....	Circuit Total	142	171,822	2,644,763	7,143	20,004	3,196	820,451	3,669,295
20th....	Monroe	3,868	72,198	55,650	0	0	0	52,808	180,656
	Perry	0	122,518	51,256	368	0	0	21,549	195,691
	Randolph	0	73,248	32,472	3,454	0	0	21,366	130,539
	St. Clair	2,637	56,181	0	0	0	0	408,308	464,489
	Washington	0	41,139	40,345	2,862	0	0	18,482	102,828
20th....	Circuit Total	6,505	365,284	179,722	6,684	0	0	522,514	1,074,204
21st....	Iroquois	0	27,408	167,459	326	0	0	51,919	247,112
	Kankakee	16,871	136,111	219,064	0	0	0	496,276	851,451
21st....	Circuit Total	16,871	163,518	386,523	326	0	0	548,195	1,098,563
22nd...	McHenry	56,299	374,322	551,155	64,681	546	0	797,848	1,790,023
22nd...	Circuit Total	56,299	374,322	551,155	64,681	546	0	797,848	1,790,023
23rd...	DeKalb	17,519	103,824	173,426	17,120	0	0	447,089	741,459
	Kendall	15,077	112,021	94,156	17,464	0	0	203,137	426,779
23rd...	Circuit Total	32,596	215,845	267,583	34,584	0	0	650,227	1,168,238
	Downstate Total	980,583	11,317,123	17,785,485	918,128	145,024	45,743	30,488,700	60,703,589
Cook	Cook County	94,040	1,233,081	7,567,190	0	0	0	7,950,704	16,750,975
	State Total	1,074,623	12,550,204	25,352,675	918,128	145,024	45,743	38,439,404	77,454,564

* Includes Drug Fines

** Includes Percentage Distribution to County General Corporate Fund & Boating Fines paid to County

CIRCUIT CLERK DISBURSEMENT OF FUNDS, CONTINUED

CIRCUIT	COUNTY	FINES, PENALTIES, ASSESSMENTS AND FORFEITURES (CONTINUED)									
		STATE									
		TOTAL DNR FUNDS	ROAD FUND	LUMP SUM SURCHARGE	DRUG TRAFFIC PREVENTION	CRIME LAB	STATE POLICE DUI FUND	VIOLENT CRIME VICTIMS ASST.	TRAFFIC & CRIMINAL CONVICTION	DRIVERS EDUCATION FUND	DOMESTIC VIOLENCE SHELTER & SERV. FUND
1st.....	Alexander	450	10,006	35,141	225	376	1,395	15,976	6,248	5,339	592
	Jackson	5,899	1,306	89,672	0	3,025	862	28,006	5,959	8,439	6,578
	Johnson	14,589	2,200	34,933	0	614	2,220	14,856	6,447	7,205	1,044
	Massac	490	2,400	37,578	0	1,446	2,500	21,508	38,304	15,154	3,340
	Pope	81	0	13,579	0	270	1,457	2,569	1,759	3,316	0
	Pulaski	270	561	63,331	0	230	842	21,705	18,276	19,001	229
	Saline	1,730	1,975	58,185	0	1,167	1,460	2,479	2,481	13,096	1,620
	Union	1,394	298	67,892	10	2,893	2,892	18,473	1,613	7,328	2,653
	Williamson	7,724	398,921	327,093	1,097	5,394	3,382	43,658	20,946	23,079	3,634
1st.....	Circuit Total	32,628	417,668	727,404	1,332	15,415	17,010	169,229	102,033	101,956	19,689
2nd.....	Crawford	1,677	0	58,779	0	652	714	18,876	3,520	6,052	0
	Edwards	0	650	29,032	3,250	400	1,250	10,080	2,766	3,582	708
	Franklin	3,658	0	122,265	0	4,467	2,279	53,025	2,803	9,481	6,566
	Gallatin	1,461	13,503	23,709	0	190	0	3,896	908	1,912	9
	Hamilton	1,740	2,424	20,346	0	557	4,222	10,548	1,222	2,076	973
	Hardin	749	562	12,032	0	525	35	3,115	187	795	0
	Jefferson	1,164	0	32,452	0	1,214	4,803	22,024	4,821	7,765	1,064
	Lawrence	488	0	44,413	0	200	797	23,838	2,391	4,856	728
	Richland	923	50	23,750	0	4,039	286	22,920	1,508	3,426	200
	Wabash	885	2,160	33,953	0	1,983	0	15,589	1,428	4,052	486
	Wayne	3,014	0	32,690	0	2,452	3,033	2,865	2,964	4,947	390
	White	4,352	6,392	58,129	184	2,233	1,224	21,976	4,287	6,043	1,722
2nd.....	Circuit Total	20,109	25,741	491,550	3,434	18,911	18,641	208,753	28,805	54,987	12,845
3rd.....	Bond	1,372	200	117,945	0	950	500	9,515	12,183	17,674	46
	Madison	1,688	233,396	168,192	538	8,790	6,036	22,248	36,519	11,102	5,119
3rd.....	Circuit Total	3,060	233,596	286,136	538	9,740	6,536	31,762	48,702	28,776	5,165
4th.....	Christian	5,730	475	102,383	1,646	1,654	1,345	29,775	4,679	12,501	877
	Clay	240	20	59,197	50	2,165	2,166	23,967	2,034	5,961	1,898
	Clinton	5,705	2,500	89,813	0	1,955	349	40,156	4,787	13,247	1,761
	Effingham	761	50	145,673	125	4,475	2,649	65,394	0	24,378	3,295
	Fayette	4,634	178,215	154,267	1,694	7,415	3,487	20,341	8,045	7,243	4,050
	Jasper	1,389	4,275	32,312	0	597	427	11,436	2,315	3,814	137
	Marion	3,967	0	74,336	0	903	3,830	44,622	7,103	8,155	2,720
	Montgomery	4,540	1,203	170,770	167	4,387	43,958	41,671	2,585	21,223	2,353
	Shelby	9,696	0	42,849	0	1,283	140	14,520	457	3,976	638
4th.....	Circuit Total	36,662	186,739	871,599	3,682	24,834	58,351	291,882	32,005	100,497	17,729
5th.....	Clark	4,314	208,617	127,054	25	1,048	3,233	21,261	5,094	11,914	2,435
	Coles	1,659	1,442	107,921	152	470	996	46,725	2,607	15,701	1,567
	Cumberland	554	0	53,308	0	227	0	13,876	1,917	5,177	527
	Edgar	484	6,456	40,222	0	2,827	414	22,710	1,461	859	1,463
	Vermilion	1,080	0	115,352	0	2,500	30	49,404	6,304	15,321	2,533
5th.....	Circuit Total	8,091	216,515	443,858	177	7,071	4,672	153,976	17,383	48,972	8,525

CIRCUIT CLERK DISBURSEMENT OF FUNDS, CONTINUED

CIRCUIT	COUNTY	FINES, PENALTIES, ASSESSMENTS AND FORFEITURES (CONTINUED)									
		STATE									
		TOTAL DNR FUNDS	ROAD FUND	LUMP SUM SURCHARGE	DRUG TRAFFIC PREVENTION	CRIME LAB	STATE POLICE DUI FUND	VIOLENT CRIME VICTIMS ASST.	TRAFFIC & CRIMINAL CONVICTION	DRIVERS EDUCATION FUND	DOMESTIC VIOLENCE SHELTER & SERV. FUND
6th.....	Champaign	0	0	336,142	7,457	12,787	10,433	121,483	4,749	68,390	8,845
	DeWitt	14,304	0	44,675	754	702	495	23,722	3,004	14,687	245
	Douglas	787	4,145	53,189	1,237	2,346	876	39,645	5,010	13,921	822
	Macon	2,405	6,668	148,573	806	2,435	6,084	81,745	14,581	23,519	10,145
	Moultrie	1,811	0	36,984	0	460	1,066	15,800	1,919	7,894	1,070
	Piatt	0	0	21,189	131	180	3,599	11,667	1,868	6,337	118
	Circuit Total	19,307	10,813	640,751	10,385	18,910	22,553	294,062	31,131	134,748	21,245
7th.....	Greene	791	0	16,088	1,500	1,643	5,213	9,582	2,544	3,520	292
	Jersey	3,166	0	83,117	0	0	3,193	15,180	5,077	4,380	60
	Macoupin	3,218	243	78,347	446	4,214	6,257	27,709	2,102	23,938	617
	Morgan	1,973	0	61,344	246	1,936	550	17,278	640	3,461	400
	Sangamon	1,945	280,652	393,051	2,240	1,203	27,510	194,563	56,966	75,218	4,806
	Scott	184	620	16,107	0	809	1,590	3,115	1,020	2,429	0
	Circuit Total	11,277	281,515	648,054	4,432	9,805	44,313	267,427	68,349	112,945	6,175
8th.....	Adams	3,507	6,892	239,724	25	5,849	9,442	75,471	10,887	45,236	9,782
	Brown	1,130	0	17,592	326	325	0	7,716	1,452	1,650	436
	Calhoun	2,363	0	19,801	0	0	0	7,178	191	2,018	727
	Cass	1,394	0	49,408	25	2,370	0	17,134	1,423	5,792	1,736
	Mason	394	0	66,730	25	993	0	16,277	5,609	15,281	1,156
	Menard	443	0	36,311	431	445	800	8,911	654	4,119	845
	Pike	7,277	42,325	102,523	0	5,627	4,038	40,985	2,616	15,490	5,991
	Schuyler	1,610	2,920	44,758	8	1,389	900	14,669	2,598	6,194	1,458
	Circuit Total	18,117	52,137	576,847	840	16,997	15,180	188,340	25,431	95,780	22,130
9th.....	Fulton	5,723	11,769	3,002	0	4,669	3,236	28,551	29,114	3,911	5,331
	Hancock	1,381	14,854	54,366	1,162	3,033	756	25,728	2,026	6,632	2,297
	Henderson	868	9,721	13,999	247	1,148	10,174	3,637	5,279	4,375	27
	Knox	1,977	7,280	90,418	700	4,266	4,359	33,380	61	12,055	1,693
	McDonough	2,839	13,517	147,833	0	9,136	11,992	74,904	5,241	11,294	7,715
	Warren	145	5,492	25,882	74	3,322	2,936	2,859	2,750	5,005	2,095
	Circuit Total	12,932	62,633	335,501	2,183	25,574	33,453	169,059	44,471	43,272	19,158
10th.....	Marshall	668	950	3,717	375	400	0	4,713	1,424	1,148	609
	Peoria	2,210	3,225	53,619	1,893	7,575	19,373	135,687	169,270	20,293	13,863
	Putnam	5,140	9,533	11,590	0	100	0	4,861	2,128	2,175	0
	Stark	243	0	9,945	0	250	0	5,142	2,070	2,646	298
	Tazewell	1,165	5,949	104,543	96	5,344	4,474	112,936	224,037	56,228	5,925
	Circuit Total	9,424	19,656	183,415	2,364	13,669	23,847	263,339	398,929	82,490	20,694
11th.....	Ford	0	0	65,221	25	725	864	16,229	2,629	9,727	1,496
	Livingston	269	1,800	131,788	528	8,745	7,334	44,304	7,863	16,228	5,450
	Logan	1,051	0	40,218	125	2,758	3,620	18,023	451	7,335	3,007
	McLean	1,870	388,365	657,005	9,391	14,640	24,696	211,912	45,706	70,500	6,917
	Woodford	1,223	1,360	110,622	0	13,792	3,242	37,999	4,254	15,898	3,233
	Circuit Total	4,413	391,525	1,004,854	10,069	40,660	39,756	328,467	60,904	119,687	20,103

CIRCUIT CLERK DISBURSEMENT OF FUNDS, CONTINUED

CIRCUIT	COUNTY	FINES, PENALTIES, ASSESSMENTS AND FORFEITURES (CONTINUED)									
		STATE									
		TOTAL DNR FUNDS	ROAD FUND	LUMP SUM SURCHARGE	DRUG TRAFFIC PREVENTION	CRIME LAB	STATE POLICE DUI FUND	VIOLENT CRIME VICTIMS ASST.	TRAFFIC & CRIMINAL CONVICTION	DRIVERS EDUCATION FUND	DOMESTIC VIOLENCE SHELTER & SERV. FUND
12th....	Will	3,986	1,300,351	2,226,953	7,590	23,054	55,537	824,649	197,174	297,203	7,808
12th....	Circuit Total	3,986	1,300,351	2,226,953	7,590	23,054	55,537	824,649	197,174	297,203	7,808
13th.....	Bureau	4,162	18,132	196,488	22,500	4,139	3,350	38,976	3,648	11,957	3,552
	Grundy	1,344	0	155,343	2,262	5,684	5,300	35,741	14,623	36,314	2,562
	LaSalle	28,990	73,451	58,051	36,570	2,426	11,472	36,167	12,869	23,823	6,489
13th.....	Circuit Total	34,496	91,583	409,883	61,333	12,250	20,122	110,884	31,140	72,093	12,603
14th.....	Henry	783	3,767	43,621	23,310	480	5,746	42,908	8,593	13,840	5,965
	Mercer	3,202	0	33,075	0	1,614	776	10,330	2,177	6,760	927
	Rock Island	5,345	491,019	327,780	4,899	6,915	24,259	87,234	41,038	41,348	5,675
	Whiteside	3,388	18,744	151,388	1,531	4,073	5,849	57,558	11,901	31,025	3,504
14th.....	Circuit Total	12,718	513,530	555,864	29,739	13,082	36,630	198,030	63,709	92,973	16,070
15th.....	Carroll	7,070	1,650	20,057	0	630	671	9,716	2,560	4,368	2,675
	Jo Daviess	6,990	6,183	59,386	0	1,420	1,463	26,792	4,791	10,119	930
	Lee	1,624	0	181,342	75	1,631	3,485	37,733	6,236	17,888	6,402
	Ogle	5,049	0	174,425	413	8,341	3,523	33,765	13,406	33,372	6,961
	Stephenson	3,160	4,336	149,939	0	2,610	4,866	73,194	9,461	22,652	11,405
15th.....	Circuit Total	23,894	12,169	585,150	488	14,632	14,008	181,200	36,454	88,398	28,373
16th.....	Kane	1,183	0	200,339	1,397	17,677	33,117	173,985	0	123,592	52,934
16th.....	Circuit Total	1,183	0	200,339	1,397	17,677	33,117	173,985	0	123,592	52,934
17th.....	Boone	1,544	1,073	316,449	10,452	10,083	4,986	99,780	19,705	28,982	3,769
	Winnebago	2,273	1,784	91,458	0	14,832	336	149,088	1,587	65,953	16,683
17th.....	Circuit Total	3,817	2,858	407,907	10,452	24,915	5,322	248,867	21,292	94,935	20,452
18th.....	DuPage	2,985	32,296	138,815	10,473	77,870	33,512	311,534	626,587	266,567	29,465
18th.....	Circuit Total	2,985	32,296	138,815	10,473	77,870	33,512	311,534	626,587	266,567	29,465
19th.....	Lake	13,067	29,416	1,601,341	0	0	0	707,744	512	317,099	13,136
19th.....	Circuit Total	13,067	29,416	1,601,341	0	0	0	707,744	512	317,099	13,136
20th.....	Monroe	1,282	0	80,703	85	3,577	1,828	23,247	9,801	18,674	100
	Perry	2,335	949	39,426	0	2,610	1,925	19,952	2,491	11,272	0
	Randolph	1,480	281	35,297	447	2,328	309	26,190	3,507	6,470	126
	St. Clair	2,577	167,418	101,614	0	4,564	27,301	138,645	8	62,231	11,770
	Washington	538	950	27,873	24	1,444	2,832	13,728	2,027	5,363	376
20th.....	Circuit Total	8,213	169,598	284,912	556	14,523	34,194	221,761	17,833	104,010	12,372
21st.....	Iroquois	1,666	5,620	62,857	80	1,538	4,174	34,917	5,444	11,263	2,872
	Kankakee	3,479	5,093	27,189	0	6,409	11,839	31,456	16,774	15,739	8,092
21st.....	Circuit Total	5,146	10,713	90,046	80	7,947	16,013	66,373	22,218	27,001	10,964
22nd.....	McHenry	9,526	81,934	249,760	1,792	16,011	6,033	387,547	970,957	132,852	3,624
22nd.....	Circuit Total	9,526	81,934	249,760	1,792	16,011	6,033	387,547	970,957	132,852	3,624
23rd.....	DeKalb	1,383	0	124,226	0	9,123	3,550	20,605	0	22,535	22,297
	Kendall	648	0	1,129	72	5,544	887	29,421	96,239	16,076	13,007
23rd.....	Circuit Total	2,031	0	125,355	72	14,666	4,437	50,025	96,239	38,611	35,304
	Downstate Total	297,082	4,142,986	13,086,297	163,408	438,213	543,237	5,848,895	2,942,257	2,579,445	416,564
Cook	Cook County	12,453	391,379	114,517	9,604	28,445	270,599	219,247	15,562	384,776	24,509
	State Total	309,535	4,534,365	13,200,814	173,012	466,658	813,836	6,068,142	2,957,819	2,964,221	441,073

CIRCUIT CLERK DISBURSEMENT OF FUNDS, CONTINUED

CIRCUIT	COUNTY	FINES, PENALTIES, ASSESSMENTS AND FORFEITURES (CONTINUED)								
		STATE (CONTINUED)								
		DRUG TREATMENT	TRAUMA CENTER FUND	% DIST < \$55 FUND	% DIST ≥ \$55 FUND	GENERAL REVENUE FUND	SPINAL CORD CURE TRUST FUND	LEADS MAINTENANCE FUND	FIRE TRUCK REVOLVING LOAN FUND	FORECLOSURE PREVENTION PROGRAM FUND
1st.....	Alexander	3,150	515	0	31,301	2,101	15	0	0	2,037
	Jackson	22,245	7,347	0	49,559	29,423	332	158	1,765	2,450
	Johnson	4,634	3,967	0	21,539	12,674	25	0	283	882
	Massac	9,156	975	0	68,737	9,099	10	0	1,373	1,617
	Pope	1,186	1,476	0	2,909	4,484	208	0	0	392
	Pulaski	1,429	4,505	0	91,826	4,461	44	0	71	392
	Saline	8,591	2,841	0	6,849	0	166	0	174	1,777
	Union	15,097	3,578	0	7,393	16,413	122	330	310	1,372
	Williamson	29,473	8,717	0	42,914	44,519	35	346	0	5,978
1st.....	Circuit Total	94,961	33,922	0	323,027	123,174	957	834	3,975	16,897
2nd.....	Crawford	850	4,890	0	7,516	25,416	215	8	0	1,274
	Edwards	7,003	3,482	0	4,570	4,332	74	48	315	539
	Franklin	53,064	14,249	0	8,702	33,832	521	2,207	195	4,018
	Gallatin	1,557	1,714	0	2,474	8,289	122	0	0	490
	Hamilton	7,249	1,944	0	1,832	6,181	117	0	150	539
	Hardin	4,392	266	0	703	1,080	20	27	0	196
	Jefferson	26,495	5,664	0	19,721	19,393	45	0	523	7,113
	Lawrence	17,061	3,033	0	3,105	4,149	10	0	0	637
	Richland	16,860	7,496	0	5,302	13,942	314	0	0	784
	Wabash	18,276	5,375	0	4,453	6,985	332	0	190	882
	Wayne	4,859	5,332	0	7,220	12,148	249	1,584	0	735
	White	18,647	2,777	0	12,409	11,745	88	184	270	1,127
2nd.....	Circuit Total	176,312	56,220	0	78,008	147,491	2,106	4,058	1,643	18,334
3rd.....	Bond	2,000	8,083	0	37,349	0	5	99	0	1,421
	Madison	12,905	3,870	0	160,574	130,402	209	6,364	0	49,325
3rd.....	Circuit Total	14,905	11,953	0	197,923	130,402	214	6,463	0	50,746
4th.....	Christian	14,583	6,371	0	17,189	22,047	287	38	1,935	2,303
	Clay	25,461	5,147	0	4,650	7,948	135	0	0	1,127
	Clinton	7,203	7,109	0	11,163	8,037	10	62	2,332	2,597
	Effingham	53,066	22,337	0	28,859	24,103	965	1,666	2,079	1,323
	Fayette	49,558	11,993	0	24,806	38,910	441	252	580	1,770
	Jasper	4,881	3,876	0	6,404	6,881	73	68	238	735
	Marion	30,815	7,472	0	17,485	19,378	57	258	1,277	3,038
	Montgomery	30,985	13,495	0	22,748	43,958	412	1,084	2,061	1,078
	Shelby	5,517	2,980	0	5,421	8,315	148	0	841	980
4th.....	Circuit Total	222,070	80,780	0	138,725	179,576	2,530	3,427	11,342	14,951
5th.....	Clark	8,520	2,530	0	9,181	22,030	103	198	0	1,127
	Coles	38,639	12,266	0	20,124	41,435	576	0	698	2,646
	Cumberland	1,959	2,158	0	8,376	11,829	112	8	480	637
	Edgar	5,493	1,776	0	1,559	8,840	20	0	0	1,715
	Vermilion	21,046	9,722	0	23,579	35,687	518	953	3,059	4,550
5th.....	Circuit Total	75,657	28,452	0	62,820	119,821	1,329	1,159	4,237	10,675

CIRCUIT CLERK DISBURSEMENT OF FUNDS, CONTINUED

CIRCUIT	COUNTY	FINES, PENALTIES, ASSESSMENTS AND FORFEITURES (CONTINUED)									
		STATE (CONTINUED)									
		DRUG TREATMENT	TRAUMA CENTER FUND	% DIST < \$55 FUND	% DIST ≥ \$55 FUND	GENERAL REVENUE FUND	SPINAL CORD CURE TRUST FUND	LEADS MAINTENANCE FUND	FIRE TRUCK REVOLVING LOAN FUND	FORECLOSURE PREVENTION PROGRAM FUND	
6th.....	Champaign	17,852	42,338	0	122,486	0	1,836	820	8,799	19,823	
	DeWitt	15,107	4,835	0	10,905	19,795	235	80	1,644	1,519	
	Douglas	12,697	7,005	0	10,804	20,372	329	76	1,702	1,372	
	Macon	42,133	24,247	0	36,698	96,233	1,169	2,419	3,910	9,457	
	Moultrie	5,058	5,372	0	10,874	11,076	190	14	1,429	1,029	
	Piatt	9,892	2,943	0	11,184	6,583	239	50	839	1,678	
6th.....	Circuit Total	102,739	86,740	0	202,951	154,059	3,998	3,459	18,323	34,878	
7th.....	Greene	10,497	7,876	0	20,417	13,168	272	0	30	686	
	Jersey	1,500	4,976	0	8,906	20,107	15	5	2,182	1,568	
	Macoupin	36,910	22,149	0	50,477	54,676	684	0	1,770	4,684	
	Morgan	18,120	7,273	0	33,972	17,902	308	138	479	2,205	
	Sangamon	50,476	36,960	0	73,117	153,530	321	4,534	8,632	17,444	
	Scott	3,990	1,716	0	5,642	4,161	83	146	153	294	
7th.....	Circuit Total	121,493	80,950	0	192,531	263,544	1,683	4,822	13,246	26,881	
8th.....	Adams	37,185	19,501	0	29,547	46,992	723	679	2,964	4,018	
	Brown	4,138	2,427	0	3,714	7,977	114	60	0	245	
	Calhoun	479	1,222	0	6,310	1,424	39	7	129	147	
	Cass	16,022	4,557	0	4,377	8,202	163	0	317	1,127	
	Mason	13,653	2,319	0	17,133	5,784	98	150	1,397	1,470	
	Menard	3,000	2,527	0	1,376	9,938	98	0	15	294	
	Pike	25,092	7,803	0	12,471	17,353	249	408	2,461	1,078	
	Schuyler	3,392	3,763	0	8,335	9,161	127	182	1,050	539	
8th.....	Circuit Total	102,961	44,118	0	83,262	106,830	1,611	1,486	8,332	8,918	
9th.....	Fulton	18,622	13,818	0	77,681	58,337	559	4,152	248	3,969	
	Hancock	12,295	7,516	0	7,062	13,988	368	0	771	1,100	
	Henderson	6,378	7,067	0	40,396	34,982	337	874	986	539	
	Knox	24,904	14,343	0	39,543	20,172	534	490	835	4,018	
	McDonough	54,084	24,034	0	12,873	49,072	740	823	4,344	1,926	
	Warren	17,966	10,386	0	7,682	13,042	415	156	731	1,162	
9th.....	Circuit Total	134,249	77,164	0	185,236	189,594	2,951	6,495	7,914	12,714	
10th.....	Marshall	2,410	651	0	14,353	0	24	33	265	1,666	
	Peoria	71,484	37,514	0	173,458	121,959	1,691	2,605	6,786	45,171	
	Putnam	521	2,323	0	4,692	7,101	79	10	168	259	
	Stark	1,650	1,558	0	6,030	3,366	64	0	210	441	
	Tazewell	29,793	38,465	0	57,677	127,242	1,374	0	9,153	43,175	
10th.....	Circuit Total	105,857	80,510	0	256,210	259,668	3,232	2,648	16,582	90,712	
11th.....	Ford	2,956	4,504	0	5,753	14,649	147	48	1,247	1,274	
	Livingston	34,332	16,042	0	19,413	31,539	608	634	585	2,499	
	Logan	14,609	8,307	0	56,415	19,101	457	634	660	2,450	
	McLean	94,222	68,853	0	118,615	183,354	2,702	3,597	10,769	12,103	
	Woodford	17,427	13,783	0	12,197	30,255	551	122	2,031	2,499	
11th.....	Circuit Total	163,547	111,489	0	212,393	278,897	4,465	5,035	15,291	20,825	

CIRCUIT CLERK DISBURSEMENT OF FUNDS, CONTINUED

CIRCUIT	COUNTY	FINES, PENALTIES, ASSESSMENTS AND FORFEITURES (CONTINUED)								
		STATE (CONTINUED)								
		DRUG TREATMENT	TRAUMA CENTER FUND	% DIST < \$55 FUND	% DIST ≥ \$55 FUND	GENERAL REVENUE FUND	SPINAL CORD CURE TRUST FUND	LEADS MAINTENANCE FUND	FIRE TRUCK REVOLVING LOAN FUND	FORECLOSURE PREVENTION PROGRAM FUND
12th.....	Will	218,475	191,682	0	454,329	54,832	1,290	7,916	17,368	0
12th.....	Circuit Total	218,475	191,682	0	454,329	54,832	1,290	7,916	17,368	0
13th.....	Bureau	43,988	11,044	0	13,079	19,775	474	536	1,924	2,450
	Grundy	37,670	23,798	0	35,856	64,855	768	544	2,017	4,949
	LaSalle	19,140	7,069	0	151,819	139,727	1,641	11,656	7,162	6,972
13th.....	Circuit Total	100,798	41,910	0	200,753	224,358	2,884	12,736	11,103	14,371
14th.....	Henry	23,310	17,044	0	25,616	26,294	27	1,141	4,319	3,822
	Mercer	3,394	3,635	0	3,627	15,637	132	0	1,166	1,225
	Rock Island	85,424	46,656	0	79,322	138,886	1,769	864	1,697	13,916
	Whiteside	37,337	13,022	0	18,639	39,474	591	507	3,241	6,615
14th.....	Circuit Total	149,464	80,357	0	127,204	220,291	2,519	2,512	10,424	25,578
15th.....	Carroll	4,390	4,390	0	10,896	14,740	20	3	675	1,131
	Jo Daviess	6,637	8,644	0	15,815	18,463	377	84	293	1,470
	Lee	20,986	13,066	0	22,214	35,406	440	0	4,243	2,695
	Ogle	23,534	21,867	0	40,881	53,428	743	1,807	2,726	4,263
	Stephenson	38,292	20,207	0	39,620	50,577	525	611	111	2,989
15th.....	Circuit Total	95,032	68,174	0	129,427	172,614	2,104	2,504	8,047	12,548
16th.....	Kane	198,553	153,378	0	682,200	401,250	6,450	0	37,219	24,696
16th.....	Circuit Total	198,553	153,378	0	682,200	401,250	6,450	0	37,219	24,696
17th.....	Boone	57,156	25,599	0	41,888	78,104	1,212	298	1,935	7,105
	Winnebago	122,835	22,434	0	622,673	9,387	1,105	1,703	278	65,562
17th.....	Circuit Total	179,990	48,032	0	664,561	87,491	2,318	2,001	2,213	72,667
18th.....	DuPage	253,842	184,293	0	2,546,779	5,241	10,446	46,216	41,725	58,359
18th.....	Circuit Total	253,842	184,293	0	2,546,779	5,241	10,446	46,216	41,725	58,359
19th.....	Lake	119,936	232,419	0	222,665	503,176	6,705	106,520	44,467	60,319
19th.....	Circuit Total	119,936	232,419	0	222,665	503,176	6,705	106,520	44,467	60,319
20th.....	Monroe	20,897	14,913	0	16,089	45,550	833	42	1,277	1,933
	Perry	0	4,484	0	6,152	16,013	5	0	0	1,372
	Randolph	16,948	5,401	0	5,699	20,388	15	114	0	1,666
	St. Clair	26,459	51,569	103	163,954	170,374	2,599	7,630	5,461	29,939
	Washington	7,552	4,927	0	4,604	9,003	215	0	481	1,176
20th.....	Circuit Total	71,854	81,294	103	196,497	261,327	3,667	7,786	7,219	36,086
21st.....	Iroquois	3,650	4,900	0	21,446	13,391	147	352	2,654	2,450
	Kankakee	21,996	8,586	0	192,850	53,289	309	6,480	253	10,731
21st.....	Circuit Total	25,646	13,486	0	214,296	66,680	455	6,831	2,907	13,181
22nd.....	McHenry	91,941	96,034	0	219,174	213,912	3,781	83,950	15,947	35,133
22nd.....	Circuit Total	91,941	96,034	0	219,174	213,912	3,781	83,950	15,947	35,133
23rd.....	DeKalb	40,126	4,973	0	126,916	121,321	108	0	5,875	7,213
	Kendall	39,873	14,509	0	71,954	63,564	1,274	253	3,179	8,736
23rd.....	Circuit Total	79,999	19,482	0	198,869	184,885	1,383	253	9,054	15,949
	Downstate Total	2,900,283	1,902,839	103	7,789,841	4,349,113	69,077	319,111	308,578	675,417
Cook	Cook County	57,403	483,309	54,506	2,445,246	2,049,742	22,400	7,271	73,077	476,061
	State Total	2,957,686	2,386,148	54,609	10,235,087	6,398,855	91,477	326,382	381,655	1,151,478

CIRCUIT CLERK DISBURSEMENT OF FUNDS, CONTINUED

CIRCUIT	COUNTY	FINES, PENALTIES, ASSESSMENTS AND FORFEITURES (CONTINUED)							
		STATE (CONTINUED)							
		FIRE PREVENTION FUND	CAPITAL PROJECTS FUND	ABANDON RESIDENTIAL PROPERTY MUNI RELIEF FUND	STATE POLICE MERIT BOARD SAFETY FUND	STATE POLICE OPERATOINS ASSIST. FUND	STATE POLICE VEHICLE FUND	TOTAL STATE DISBURSEMENT*	TOTAL STATE & LOCAL DISBURSEMENT
1st.....	Alexander	462	0	3,353	2,039	34,831	690	249,511	668,044
	Jackson	2,079	0	10,430	7,051	48,609	974	392,780	885,118
	Johnson	467	0	2,975	2,194	14,790	2,681	187,904	443,478
	Massac	1,630	0	6,265	10,817	48,132	680	329,534	1,502,002
	Pope	22	0	1,540	507	8,288	480	52,293	142,046
	Pulaski	193	0	245	8,617	33,947	180	281,369	1,724,844
	Saline	252	600	8,163	1,276	15,275	1,676	171,296	603,439
	Union	419	0	5,600	541	20,327	2,718	209,539	390,758
	Williamson	347	0	26,460	13,185	63,398	4,677	1,191,450	2,018,590
1st.....	Circuit Total	5,871	600	65,031	46,228	287,597	14,755	3,065,676	8,378,318
2nd.....	Crawford	230	270	4,760	833	8,446	340	170,827	474,927
	Edwards	623	50	1,960	743	5,861	560	93,386	208,726
	Franklin	596	0	19,635	720	16,581	1,929	409,588	862,369
	Gallatin	0	0	1,575	431	4,177	1,040	78,305	156,805
	Hamilton	170	0	2,590	391	5,853	952	93,864	163,502
	Hardin	0	562	2,110	83	1,985	70	32,660	72,032
	Jefferson	736	0	16,135	2,341	15,983	3,395	256,653	681,667
	Lawrence	88	0	2,450	350	7,350	120	138,424	295,400
	Richland	88	0	3,675	367	7,847	492	129,590	247,224
	Wabash	118	0	3,430	524	6,460	466	137,713	318,707
	Wayne	220	125	3,185	940	7,876	2,826	131,493	262,038
	White	505	2,128	4,235	1,292	12,774	2,135	216,053	430,243
2nd.....	Circuit Total	3,374	3,134	65,740	9,014	101,193	14,324	1,888,557	4,173,641
3rd.....	Bond	220	0	7,455	4,004	21,101	710	258,411	890,408
	Madison	2,200	17,404	95,933	67,390	99,440	32,253	1,938,512	3,613,932
3rd.....	Circuit Total	2,420	17,404	103,388	71,394	120,541	32,963	2,196,922	4,504,340
4th.....	Christian	2,446	0	10,815	1,308	15,139	360	299,750	651,327
	Clay	132	4,010	4,830	549	8,864	861	182,921	352,106
	Clinton	2,797	0	14,662	1,321	17,633	360	272,067	604,052
	Effingham	2,986	6,168	5,145	1,706	33,658	1,686	511,736	1,012,799
	Fayette	1,107	2,260	4,589	17,300	29,848	3,034	633,050	1,019,339
	Jasper	589	525	2,100	634	7,023	500	106,314	208,208
	Marion	1,873	0	14,665	1,876	32,348	2,828	341,935	790,235
	Montgomery	1,598	11,281	8,365	2,084	27,847	11,178	550,269	1,047,924
	Shelby	878	0	4,544	160	5,069	0	130,491	270,014
4th.....	Circuit Total	14,406	24,243	69,715	26,937	177,429	20,806	3,028,532	5,956,004
5th.....	Clark	440	17,082	3,430	3,065	24,610	1,100	541,188	749,526
	Coles	808	0	14,525	935	41,106	318	424,878	1,006,751
	Cumberland	869	1,950	1,855	852	9,295	920	133,672	307,766
	Edgar	250	4,136	6,230	568	6,518	0	137,275	336,615
	Vermilion	3,686	825	29,714	0	38,118	75	474,216	786,346
5th.....	Circuit Total	6,053	23,992	55,754	5,420	119,647	2,413	1,711,229	3,187,004

*Includes all other state fines, penalties, assessments and forfeitures not illustrated in this this report.

CIRCUIT CLERK DISBURSEMENT OF FUNDS, CONTINUED

CIRCUIT	COUNTY	FINES, PENALTIES, ASSESSMENTS AND FORFEITURES (CONTINUED)							
		STATE (CONTINUED)							
		FIRE PREVENTION FUND	CAPITAL PROJECTS FUND	ABANDON RESIDENTIAL PROPERTY MUNI RELIEF FUND	STATE POLICE MERIT BOARD SAFETY FUND	STATE POLICE OPERATOINS ASSIST. FUND	STATE POLICE VEHICLE FUND	TOTAL STATE DISBURSEMENT*	TOTAL STATE & LOCAL DISBURSEMENT
6th.....	Champaign	10,603	0	39,498	8,536	114,503	19,622	1,152,330	2,658,073
	DeWitt	2,351	0	8,173	627	4,907	100	199,463	481,611
	Douglas	2,575	5,688	6,790	1,471	19,458	140	260,198	609,480
	Macon	4,615	5,920	51,029	3,767	90,728	0	820,651	1,587,127
	Moultrie	1,667	0	4,830	576	9,785	20	139,740	332,099
	Piatt	964	165	5,715	683	4,952	153	112,819	249,258
6th.....	Circuit Total	22,774	11,773	116,036	15,660	244,333	20,035	2,685,201	5,917,649
7th.....	Greene	250	0	3,150	7,006	6,463	560	130,323	281,637
	Jersey	3,111	0	8,567	1,506	11,873	3,230	213,342	562,372
	Macoupin	1,423	0	22,680	151	51,661	17,378	459,525	1,206,927
	Morgan	667	423	9,905	7,694	14,171	754	237,780	562,860
	Sangamon	12,788	276,950	59,861	22,149	205,225	20,808	2,326,159	4,519,251
	Scott	563	0	1,155	323	7,450	1,920	67,615	151,057
7th.....	Circuit Total	18,802	277,373	105,318	38,829	296,843	44,650	3,434,744	7,284,105
8th.....	Adams	4,093	2,370	19,810	3,008	49,169	1,760	731,737	1,501,024
	Brown	154	0	1,120	423	4,593	540	62,836	137,579
	Calhoun	149	0	385	1,955	4,534	60	52,123	119,500
	Cass	452	0	3,955	358	5,374	1,002	140,082	255,754
	Mason	1,534	0	7,140	2,513	16,848	60	199,182	505,189
	Menard	59	0	6,160	154	4,612	200	92,022	171,080
	Pike	2,635	4,822	3,955	1,089	31,448	4,896	414,799	854,007
	Schuyler	1,509	372	1,645	681	16,968	1,520	143,007	263,135
8th.....	Circuit Total	10,585	7,564	44,169	10,182	133,547	10,038	1,835,788	3,807,268
9th.....	Fulton	516	0	20,755	10,125	20,867	0	382,125	997,588
	Hancock	1,705	0	3,465	13,630	14,865	463	218,775	439,751
	Henderson	1,262	0	2,590	7,765	14,992	2,055	213,104	565,882
	Knox	1,986	0	20,475	2,671	32,775	1,069	395,762	1,153,868
	McDonough	4,896	2,655	7,840	1,487	33,973	3,217	551,706	1,097,737
	Warren	1,237	0	4,579	761	14,276	2,281	151,087	417,139
9th.....	Circuit Total	11,601	2,655	59,704	36,438	131,747	9,084	1,912,560	4,671,964
10th.....	Marshall	409	0	6,965	2,453	3,116	60	61,977	168,352
	Peoria	9,116	3,442	112,927	46,120	130,535	6,575	1,420,008	2,757,031
	Putnam	356	0	805	768	5,230	80	65,015	143,302
	Stark	232	0	2,345	603	5,133	0	49,162	132,634
	Tazewell	11,433	0	75,485	8,774	151,025	739	1,213,532	2,356,630
10th.....	Circuit Total	21,546	3,442	198,527	58,718	295,039	7,454	2,809,694	5,557,949
11th.....	Ford	1,540	0	3,605	602	9,138	480	162,312	342,368
	Livingston	981	0	8,791	2,042	19,886	4,020	428,182	1,002,795
	Logan	961	0	11,942	1,686	18,656	2,736	300,998	739,242
	McLean	13,101	115,466	69,290	19,927	79,660	6,178	2,485,479	4,815,298
	Woodford	2,543	0	12,565	1,313	24,221	1,419	372,981	855,869
11th.....	Circuit Total	19,125	115,466	106,192	25,570	151,561	14,833	3,749,951	7,755,572

*Includes all other state fines, penalties, assessments and forfeitures not illustrated in this report.

CIRCUIT CLERK DISBURSEMENT OF FUNDS, CONTINUED

CIRCUIT	COUNTY	FINES, PENALTIES, ASSESSMENTS AND FORFEITURES (CONTINUED)							
		STATE (CONTINUED)							
		FIRE PREVENTION FUND	CAPITAL PROJECTS FUND	ABANDON RESIDENTIAL PROPERTY MUNI RELIEF FUND	STATE POLICE MERIT BOARD SAFETY FUND	STATE POLICE OPERATOINS ASSIST. FUND	STATE POLICE VEHICLE FUND	TOTAL STATE DISBURSEMENT*	TOTAL STATE & LOCAL DISBURSEMENT
12th.....	Will	23,388	372,923	462,000	66,178	686,480	50,034	8,918,109	18,665,008
12th.....	Circuit Total	23,388	372,923	462,000	66,178	686,480	50,034	8,918,109	18,665,008
13th.....	Bureau	2,353	0	12,463	1,345	16,860	2,540	520,008	1,214,180
	Grundy	2,307	0	29,164	4,418	34,534	6,920	587,548	1,231,377
	LaSalle	8,781	12,592	36,591	37,174	77,940	6,477	987,301	2,360,005
13th.....	Circuit Total	13,441	12,592	78,217	42,937	129,334	15,937	2,094,857	4,805,562
14th.....	Henry	5,099	0	19,031	3,027	55,473	2,760	419,445	1,157,717
	Mercer	1,353	0	5,775	430	6,481	200	128,097	298,044
	Rock Island	2,817	73,557	75,964	18,632	96,379	6,985	1,935,060	3,498,035
	Whiteside	4,550	20,067	29,330	6,644	52,395	2,918	661,935	1,358,228
14th.....	Circuit Total	13,818	93,624	130,100	28,733	210,728	12,863	3,144,537	6,312,024
15th.....	Carroll	870	0	3,667	820	6,386	0	112,359	285,878
	Jo Daviess	668	0	6,746	1,457	15,497	770	216,031	449,712
	Lee	4,829	42,256	14,945	2,042	43,434	2,314	530,059	1,103,866
	Ogle	3,992	13,670	21,840	4,151	37,073	3,426	610,122	1,406,642
	Stephenson	509	136	15,223	3,134	56,434	4,953	583,264	1,405,758
15th.....	Circuit Total	10,867	56,062	62,422	11,604	158,823	11,462	2,051,835	4,651,856
16th.....	Kane	41,733	0	248,605	432,163	454,807	25,835	3,825,387	9,409,429
16th.....	Circuit Total	41,733	0	248,605	432,163	454,807	25,835	3,825,387	9,409,429
17th.....	Boone	4,033	0	42,039	4,163	53,106	2,135	931,703	2,133,365
	Winnebago	2,275	0	188,990	4,156	1,120	9,548	1,918,574	6,441,134
17th.....	Circuit Total	6,307	0	231,029	8,318	54,226	11,683	2,850,277	8,574,499
18th.....	DuPage	97,174	189,551	331,940	108,308	1,237,887	51,740	7,520,788	28,195,644
18th.....	Circuit Total	97,174	189,551	331,940	108,308	1,237,887	51,740	7,520,788	28,195,644
19th.....	Lake	52,018	188,776	346,675	338,327	894,731	37,152	6,530,875	15,564,389
19th.....	Circuit Total	52,018	188,776	346,675	338,327	894,731	37,152	6,530,875	15,564,389
20th.....	Monroe	1,794	0	10,829	2,384	19,992	520	313,679	751,190
	Perry	66	0	5,250	718	18,188	1,563	166,132	503,141
	Randolph	242	4,686	7,560	896	8,797	1,190	187,629	412,538
	St. Clair	10,962	167,355	160,607	113,593	103,543	33,400	1,983,780	3,162,690
	Washington	620	0	6,300	514	8,893	1,612	124,388	262,176
20th.....	Circuit Total	13,683	172,041	190,546	118,105	159,413	38,285	2,775,608	5,091,734
21st.....	Iroquois	3,492	27,045	12,231	11,313	21,251	9,256	334,087	605,466
	Kankakee	2,960	69	56,894	33,899	105,534	10,765	770,846	2,092,261
21st.....	Circuit Total	6,452	27,114	69,125	45,212	126,785	20,020	1,104,933	2,697,727
22nd.....	McHenry	19,636	173,916	209,433	0	303,670	1,930	3,665,077	7,816,440
22nd.....	Circuit Total	19,636	173,916	209,433	0	303,670	1,930	3,665,077	7,816,440
23rd.....	DeKalb	6,629	632	41,250	56,712	83,222	3,486	805,846	1,928,768
	Kendall	3,775	0	81,073	27,635	48,957	1,790	658,770	1,299,154
23rd.....	Circuit Total	10,404	632	122,322	84,347	132,179	5,276	1,464,616	3,227,922
	Downstate Total	445,477	1,774,879	3,471,986	1,628,621	6,608,540	473,573	74,265,755	176,206,047
Cook	Cook County	75,763	0	2,917,404	437,521	1,392,216	124,864	16,824,308	43,339,810
	State Total	521,240	1,774,879	6,389,390	2,066,142	8,000,756	598,437	91,090,063	219,545,857

*Includes all other state fines, penalties, assessments and forfeitures not illustrated in this this report.

CIRCUIT CLERK DISBURSEMENT OF FUNDS, CONTINUED

CIRCUIT	COUNTY	FEES OF OTHERS							
		STATES ATTORNEY *	SHERIFF SERVICE OF PROCESS	SHERIFF COURT SECURITY	COUNTY LAW LIBRARY	MARRIAGE FUND OF CIRCUIT COURT	COUNTY FUND TO FINANCE COURT SYSTEM	COURT APPOINTED COUNSEL	MUNICIPAL ATTORNEY PROSECUTION FEE
1st.....	Alexander	24,194	1,075	34,270	3,609	0	20,856	1,975	0
	Jackson	25,028	7,329	92,715	9,879	892	68,541	16,376	0
	Johnson	11,079	5,088	23,362	7,455	90	23,017	1,918	0
	Massac	55,233	3,133	69,686	7,383	120	34,114	5,616	128
	Pope	6,116	6,264	12,570	1,749	0	6,359	6,563	0
	Pulaski	29,542	2,859	54,329	5,223	0	34,697	27,821	0
	Saline	8,736	18,360	39,389	11,205	320	30,423	99,302	0
	Union	14,935	3,151	34,808	12,352	260	26,065	11,907	0
	Williamson	108,603	17,047	211,050	9,225	1,620	118,279	5,971	0
	1st.....	Circuit Total	283,470	64,307	572,179	68,080	3,302	362,352	177,450
2nd.....	Crawford	9,221	11,002	42,947	7,599	0	16,601	0	0
	Edwards	7,043	5,343	19,080	2,740	0	7,455	0	0
	Franklin	37,958	53,223	145,592	15,979	710	44,185	0	0
	Gallatin	4,607	2,399	8,669	2,839	0	4,173	0	0
	Hamilton	7,955	7,945	34,466	5,790	0	8,818	1,000	0
	Hardin	2,611	1,210	5,999	1,380	0	2,376	1,875	0
	Jefferson	35,820	10,668	91,633	19,001	0	44,670	2,836	0
	Lawrence	6,541	16,596	44,169	5,702	0	12,290	0	0
	Richland	12,691	6,616	48,046	10,520	0	16,179	27,732	0
	Wabash	12,611	12,153	25,627	5,538	0	12,796	81,164	0
	Wayne	8,874	15,343	24,265	3,400	140	12,374	1,818	0
	White	17,508	14,069	70,442	6,480	0	15,938	0	0
	2nd.....	Circuit Total	163,444	156,567	560,935	86,968	850	197,856	116,425
3rd.....	Bond	24,660	16,285	61,483	4,169	0	12,726	27,972	0
	Madison	86,794	49,681	538,615	312,411	0	181,261	0	0
3rd.....	Circuit Total	111,454	65,966	600,098	316,580	0	193,987	27,972	0
4th.....	Christian	20,468	17,343	90,819	13,660	490	41,755	596	0
	Clay	8,037	21,381	45,206	5,786	220	13,350	3,375	0
	Clinton	17,571	23,219	57,754	12,554	380	26,319	0	0
	Effingham	30,953	42,146	66,411	4,936	470	37,518	613	0
	Fayette	25,633	32,820	98,899	0	120	47,602	2,648	0
	Jasper	7,843	4,980	16,095	3,105	30	12,446	2,370	0
	Marion	14,301	8,779	77,795	22,238	690	13,949	12,157	0
	Montgomery	48,265	31,197	103,306	16,720	550	69,609	3,660	1,804
	Shelby	7,645	9,146	24,374	10,836	90	17,346	3,029	0
	4th.....	Circuit Total	180,720	191,014	580,660	89,834	3,040	279,894	28,449
5th.....	Clark	10,162	16,714	35,808	5,038	80	13,733	400	0
	Coles	22,764	49,628	152,938	16,630	770	47,878	27,850	0
	Cumberland	8,257	4,581	18,936	2,850	110	10,593	1,070	0
	Edgar	10,442	11,934	33,947	4,744	250	3,942	6,259	0
	Vermilion	61,945	42,731	256,801	33,330	972	71,635	792	0
5th.....	Circuit Total	113,571	125,588	498,430	62,592	2,182	147,782	36,371	0

*Includes State's Attorney Records Automation Fund.

CIRCUIT CLERK DISBURSEMENT OF FUNDS, CONTINUED

CIRCUIT	COUNTY	FEES OF OTHERS							
		STATES ATTORNEY *	SHERIFF SERVICE OF PROCESS	SHERIFF COURT SECURITY	COUNTY LAW LIBRARY	MARRIAGE FUND OF CIRCUIT COURT	COUNTY FUND TO FINANCE COURT SYSTEM	COURT APPOINTED COUNSEL	MUNICIPAL ATTORNEY PROSECUTION FEE
6th.....	Champaign	69,353	96,123	273,462	102,051	0	88,603	48,007	5,135
	DeWitt	11,306	3,818	26,202	6,108	0	16,022	2,431	0
	Douglas	11,969	24,951	5,900	2,640	0	8,198	2,722	0
	Macon	95,872	142,824	409,174	90,049	1,860	75,305	8,461	2,376
	Moultrie	10,520	27,282	31,073	7,256	0	12,553	8,247	0
	Piatt	6,085	12,447	17,932	5,603	0	5,194	10,484	0
6th.....	Circuit Total	205,107	307,445	763,743	213,707	1,860	205,875	80,352	7,511
7th.....	Greene	4,958	7,532	16,809	3,080	100	16,772	2,742	0
	Jersey	17,276	16,879	37,259	7,030	350	44,805	12,687	0
	Macoupin	19,632	26,154	88,374	26,794	340	21,430	1,980	0
	Morgan	15,433	8,617	33,717	20,996	360	24,174	2,510	10
	Sangamon	109,796	30,469	348,580	215,727	3,350	91,828	6,587	0
	Scott	1,865	67	7,605	2,380	0	7,155	4,120	0
7th.....	Circuit Total	168,963	89,718	532,345	276,007	4,500	206,164	30,627	10
8th.....	Adams	50,615	17,399	163,511	38,465	830	120,280	71,936	6,701
	Brown	3,797	3,137	7,724	2,388	0	1,497	0	0
	Calhoun	4,004	1,917	5,499	1,280	0	4,099	3,223	0
	Cass	8,145	3,792	12,522	4,452	0	13,986	250	0
	Mason	16,823	11,858	35,889	3,846	0	18,033	35,332	0
	Menard	3,834	4,976	16,432	5,908	0	9,409	12,509	0
	Pike	26,679	34,771	42,028	6,771	0	37,201	18,197	0
	Schuyler	10,878	3,587	16,421	5,620	0	15,285	4,664	0
	8th.....	Circuit Total	124,780	81,437	300,026	68,730	830	219,790	146,111
9th.....	Fulton	8,392	32,997	79,497	11,827	0	12,657	53,722	0
	Hancock	5,458	0	33,338	372	0	50,814	4,342	0
	Henderson	5,630	12,032	36,585	776	40	6,584	11,782	225
	Knox	11,704	22,338	101,429	9,370	0	18,325	11,696	1,597
	McDonough	15,606	154,975	92,528	11,416	0	24,553	25,369	0
	Warren	8,304	21,504	37,725	3,054	250	11,054	29,121	0
	9th.....	Circuit Total	55,097	243,846	381,102	36,815	290	123,987	136,032
10th.....	Marshall	3,318	5,285	13,068	7,854	60	7,495	9,106	0
	Peoria	72,710	216,099	295,271	120,288	3,480	143,234	126,927	3,107
	Putnam	4,866	1,495	10,710	3,381	90	8,035	289	0
	Stark	4,636	4,260	18,763	3,360	40	9,246	0	0
	Tazewell	37,761	20,068	245,932	40,605	880	89,625	43,476	25,699
10th.....	Circuit Total	123,293	247,208	583,744	175,488	4,550	257,636	179,798	28,805
11th.....	Ford	8,642	14,356	15,178	1,335	0	11,242	9,484	0
	Livingston	32,443	39,519	59,079	13,245	300	22,788	27,143	0
	Logan	18,696	39,983	43,021	4,243	310	0	18,776	1,667
	McLean	59,843	100,013	163,377	55,167	2,300	564,122	44,681	2,549
	Woodford	21,764	85,259	5,692	5,692	0	13,561	5,479	0
	11th.....	Circuit Total	141,389	215,746	365,915	79,682	2,910	611,714	105,563

*Includes State's Attorney Records Automation Fund.

CIRCUIT CLERK DISBURSEMENT OF FUNDS, CONTINUED

CIRCUIT	COUNTY	FEES OF OTHERS							
		STATES ATTORNEY *	SHERIFF SERVICE OF PROCESS	SHERIFF COURT SECURITY	COUNTY LAW LIBRARY	MARRIAGE FUND OF CIRCUIT COURT	COUNTY FUND TO FINANCE COURT SYSTEM	COURT APPOINTED COUNSEL	MUNICIPAL ATTORNEY PROSECUTION FEE
12th.....	Will	207,405	306,621	953,448	485,695	11,690	279,116	20,903	0
12th.....	Circuit Total	207,405	306,621	953,448	485,695	11,690	279,116	20,903	0
13th.....	Bureau	10,188	9,741	131,713	23,856	450	20,042	8,164	0
	Grundy	38,868	7,269	138,205	12,702	840	44,114	1,706	0
	LaSalle	64,524	51,851	114,893	48,913	0	27,020	0	3,407
13th.....	Circuit Total	113,581	68,861	384,812	85,471	1,290	91,175	9,870	3,407
14th.....	Henry	26,921	18,773	123,561	31,437	400	75,055	19,775	0
	Mercer	4,641	8,554	41,521	8,536	190	9,279	1,252	0
	Rock Island	82,648	85,664	253,385	121,045	0	113,891	65,589	2,007
	Whiteside	38,135	23,752	121,138	57,655	880	56,724	34,300	0
14th.....	Circuit Total	152,347	136,744	539,605	218,673	1,470	254,950	120,916	2,007
15th.....	Carroll	4,572	14,662	35,797	2,110	40	9,337	6,306	0
	Jo Daviess	9,019	3,308	40,898	5,290	410	25,774	4,303	0
	Lee	16,864	10,405	82,855	17,460	630	47,470	1,437	0
	Ogle	26,980	60,904	131,320	24,626	690	63,835	843	4,609
	Stephenson	46,272	29,733	124,624	26,131	440	67,572	13,848	0
15th.....	Circuit Total	103,707	119,012	415,494	75,617	2,210	213,988	26,737	4,609
16th.....	Kane	403,200	53,616	1,680,785	316,949	0	554,972	10,396	334,741
16th.....	Circuit Total	403,200	53,616	1,680,785	316,949	0	554,972	10,396	334,741
17th.....	Boone	47,861	11,377	85,295	32,235	1,700	46,960	3,285	0
	Winnebago	88,363	66,733	359,519	209,454	5,820	103,676	8,358	76,976
17th.....	Circuit Total	136,225	78,110	444,814	241,689	7,520	150,636	11,644	76,976
18th.....	DuPage	274,691	47,291	535,529	338,910	14,578	415,540	79,856	0
18th.....	Circuit Total	274,691	47,291	535,529	338,910	14,578	415,540	79,856	0
19th.....	Lake	238,951	802,487	1,361,551	404,458	19,480	229,075	241,612	350,641
19th.....	Circuit Total	238,951	802,487	1,361,551	404,458	19,480	229,075	241,612	350,641
20th.....	Monroe	27,632	753	114,377	11,510	400	17,892	0	0
	Perry	11,161	12,510	41,545	2,680	290	17,905	1,200	0
	Randolph	18,623	32,512	97,390	1,540	350	18,848	10,740	0
	St. Clair	170,140	136,525	691,733	200,369	5,080	52,248	7,600	13,624
	Washington	9,962	1,256	40,606	6,150	260	11,019	0	0
20th.....	Circuit Total	237,519	183,556	985,652	222,249	6,380	117,912	19,540	13,624
21st.....	Iroquois	21,993	6,055	45,275	13,540	250	23,336	8,410	0
	Kankakee	84,485	45,084	132,052	47,244	8,998	49,272	25,031	0
21st.....	Circuit Total	106,479	51,139	177,327	60,784	9,248	72,608	33,440	0
22nd.....	McHenry	102,063	280,356	522,541	177,935	0	143,355	17,364	135,462
22nd.....	Circuit Total	102,063	280,356	522,541	177,935	0	143,355	17,364	135,462
23rd.....	DeKalb	77,512	19,469	501,002	64,827	2,080	47,099	0	10,437
	Kendall	73,689	9,048	116,706	61,292	1,690	30,017	9,260	168
23rd.....	Circuit Total	151,201	28,517	617,708	126,119	3,770	77,117	9,260	10,605
	Downstate Total	3,898,667	3,945,153	14,358,442	4,229,031	101,950	5,407,481	1,666,687	983,069
Cook	Cook County	1,216,597	996,369	4,790,294	4,829,719	43,640	550,198	484	200
	State Total	5,115,264	4,941,522	19,148,736	9,058,750	145,590	5,957,679	1,667,171	983,269

*Includes State's Attorney Records Automation Fund.

CIRCUIT CLERK DISBURSEMENT OF FUNDS, CONTINUED

CIRCUIT	COUNTY	FEES OF OTHERS (CONTINUED)							
		PROBATION AND COURT SERVICES FUND	DISPUTE RESOLUTION FUND	MANDATORY ARBITRATION FEE	REJECTION OF AWARD	TESTING & ELECTRONIC MONITORING	COUNTY HEALTH FUND	TRAFFIC SAFETY SCHOOL	TOTAL FEES OF OTHERS *
1st.....	Alexander	22,501	14	0	0	915	0	4,524	115,781
	Jackson	97,758	944	0	0	0	0	9,300	342,784
	Johnson	27,079	192	0	0	0	0	10,110	111,814
	Massac	44,162	268	0	0	0	0	15,006	238,903
	Pope	11,799	58	0	0	0	0	0	52,352
	Pulaski	22,523	83	0	0	1,777	0	35,460	244,051
	Saline	77,001	511	0	0	0	0	0	317,703
	Union	57,414	306	0	0	0	0	3,930	177,734
	Williamson	110,484	2,449	0	0	0	0	0	592,222
1st.....	Circuit Total	470,721	4,825	0	0	2,692	0	78,330	2,193,344
2nd.....	Crawford	43,726	0	0	0	0	0	0	146,068
	Edwards	27,863	0	0	0	0	0	0	74,184
	Franklin	63,921	0	0	0	490	0	0	390,505
	Gallatin	9,077	0	0	0	0	0	0	32,769
	Hamilton	15,435	0	0	0	0	0	0	86,432
	Hardin	7,598	0	0	0	0	0	0	24,558
	Jefferson	55,122	0	0	0	590	0	0	291,280
	Lawrence	39,644	0	0	0	337	0	0	137,698
	Richland	47,718	0	0	0	0	0	0	224,751
	Wabash	39,653	0	0	0	0	0	0	206,967
	Wayne	49,173	0	0	0	670	0	0	121,543
	White	41,827	0	0	0	0	0	0	179,879
	2nd.....	Circuit Total	440,757	0	0	0	2,087	0	0
3rd.....	Bond	55,502	0	0	0	0	0	0	210,515
	Madison	358,341	0	417,130	0	0	0	0	2,298,060
3rd.....	Circuit Total	413,844	0	417,130	0	0	0	0	2,508,575
4th.....	Christian	90,578	0	0	0	33,456	0	0	324,574
	Clay	55,997	0	0	0	5,086	0	0	165,155
	Clinton	83,227	0	0	0	2,955	0	0	236,062
	Effingham	153,295	0	0	0	3,616	0	26,357	427,642
	Fayette	85,381	0	0	0	10,060	0	0	331,521
	Jasper	36,496	0	0	0	3,543	0	0	93,080
	Marion	78,497	0	0	0	23,175	0	0	266,108
	Montgomery	60,512	0	0	0	16,872	0	0	366,567
	Shelby	54,938	0	0	0	7,832	0	1,559	143,026
4th.....	Circuit Total	698,921	0	0	0	106,595	0	27,916	2,353,736
5th.....	Clark	25,688	0	0	0	12,214	0	0	122,629
	Coles	202,442	0	0	0	26,232	0	13,528	614,762
	Cumberland	18,131	0	0	0	326	0	1,342	71,229
	Edgar	34,506	0	0	0	4,547	0	0	112,656
	Vermilion	85,462	0	0	0	20,855	0	0	598,713
5th.....	Circuit Total	366,228	0	0	0	64,174	0	14,870	1,519,989

*Includes Substance Abuse Services Fund, Working Cash Fund, County Fund to Finance DUI Education, Arrestee's Medical Costs Fund, Records Automation Fund, Sexually Transmitted Disease Test Fund, Guardian ad litem, State Appellate Defender, Neutral Site Custody Exchange Fund and Children's Waiting Room Fund, Mortgage Foreclosure Mediation Program Fees, Children's Advocacy Center, Court Appointed Special Advocate, Drug Court, Judicial Facility Fees, Mental Health Court, Youth Diversion Program, Public Defender Records Automation Fund, and Other.

CIRCUIT CLERK DISBURSEMENT OF FUNDS, CONTINUED

CIRCUIT	COUNTY	FEES OF OTHERS (CONTINUED)							
		PROBATION AND COURT SERVICES FUND	DISPUTE RESOLUTION FUND	MANDATORY ARBITRATION FEE	REJECTION OF AWARD	TESTING & ELECTRONIC MONITORING	COUNTY HEALTH FUND	TRAFFIC SAFETY SCHOOL	TOTAL FEES OF OTHERS *
6th.....	Champaign	415,959	0	0	0	0	0	100,538	1,249,626
	DeWitt	38,401	0	0	0	3,687	0	4,400	146,267
	Douglas	62,097	0	0	0	0	0	4,662	149,506
	Macon	303,644	0	0	0	2,495	0	26,594	1,305,218
	Moultrie	35,640	0	0	0	0	0	2,976	139,434
	Piatt	41,264	0	0	0	310	0	8,898	120,782
6th.....	Circuit Total	897,004	0	0	0	6,492	0	148,068	3,110,832
7th.....	Greene	16,495	0	0	0	2,855	0	0	73,599
	Jersey	32,374	0	0	0	0	0	0	224,108
	Macoupin	82,367	0	0	0	2,568	0	0	278,410
	Morgan	37,672	0	0	0	1,426	0	0	170,047
	Sangamon	197,244	0	0	0	4,860	0	0	1,112,318
	Scott	10,907	0	0	0	0	0	0	36,823
7th.....	Circuit Total	377,059	0	0	0	11,709	0	0	1,895,305
8th.....	Adams	287,082	0	0	0	508	0	0	899,008
	Brown	26,587	0	0	0	6,480	0	0	56,429
	Calhoun	8,603	0	0	0	2,328	0	0	31,956
	Cass	24,866	0	0	0	0	0	0	73,071
	Mason	74,868	0	0	0	0	0	0	204,561
	Menard	37,705	0	0	0	0	0	0	90,924
	Pike	74,295	0	0	0	100	0	0	280,818
	Schuyler	50,012	0	0	0	4,454	0	0	123,285
	8th.....	Circuit Total	584,017	0	0	0	13,870	0	0
9th.....	Fulton	65,430	0	0	0	4,814	0	0	327,779
	Hancock	20,897	0	0	0	9,027	0	2,895	146,408
	Henderson	15,888	0	0	0	5,529	0	0	102,006
	Knox	58,388	0	0	0	6,777	0	0	292,476
	McDonough	89,000	0	0	0	0	0	2,200	497,393
	Warren	31,299	0	0	0	0	0	0	169,446
	9th.....	Circuit Total	280,903	0	0	0	26,147	0	5,095
10th.....	Marshall	10,985	0	0	0	0	0	0	59,524
	Peoria	606,671	0	0	0	0	84	0	1,774,318
	Putnam	9,894	0	0	0	0	0	381	39,744
	Stark	13,969	0	0	0	0	0	0	54,981
	Tazewell	158,065	0	0	0	0	0	0	727,242
10th.....	Circuit Total	799,584	0	0	0	0	84	381	2,655,810
11th.....	Ford	72,357	0	2,441	0	10,244	0	0	154,894
	Livingston	82,579	0	0	0	253	0	0	305,401
	Logan	52,145	0	0	0	4,116	0	0	192,509
	McLean	297,024	0	40,669	600	9,274	0	171,660	1,676,715
	Woodford	41,338	0	0	0	435	0	0	215,280
11th.....	Circuit Total	545,443	0	43,110	600	24,322	0	171,660	2,544,799

*Includes Substance Abuse Services Fund, Working Cash Fund, County Fund to Finance DUI Education, Arrestee's Medical Costs Fund, Records Automation Fund, Sexually Transmitted Disease Test Fund, Guardian ad litem, State Appellate Defender, Neutral Site Custody Exchange Fund and Children's Waiting Room Fund, Mortgage Foreclosure Mediation Program Fees, Children's Advocacy Center, Court Appointed Special Advocate, Drug Court, Judicial Facility Fees, Mental Health Court, Youth Diversion Program, Public Defender Records Automation Fund, and Other.

CIRCUIT CLERK DISBURSEMENT OF FUNDS, CONTINUED

CIRCUIT	COUNTY	FEES OF OTHERS (CONTINUED)							
		PROBATION AND COURT SERVICES FUND	DISPUTE RESOLUTION FUND	MANDATORY ARBITRATION FEE	REJECTION OF AWARD	TESTING & ELECTRONIC MONITORING	COUNTY HEALTH FUND	TRAFFIC SAFETY SCHOOL	TOTAL FEES OF OTHERS *
12th.....	Will	742,878	0	178,478	21,800	0	0	408,488	6,166,094
12th.....	Circuit Total	742,878	0	178,478	21,800	0	0	408,488	6,166,094
13th.....	Bureau	34,742	0	0	0	440	0	2,795	255,299
	Grundy	70,756	15,150	0	0	1,672	0	0	365,990
	LaSalle	141,940	0	0	0	3,375	0	27,255	568,673
13th.....	Circuit Total	247,439	15,150	0	0	5,487	0	30,050	1,189,963
14th.....	Henry	90,383	0	10,592	0	20,662	0	0	440,793
	Mercer	27,775	0	2,912	0	0	0	0	106,684
	Rock Island	302,751	0	40,687	1,500	71,052	0	0	1,192,297
	Whiteside	177,196	0	20,684	0	37,397	0	0	604,473
14th.....	Circuit Total	598,105	0	74,875	1,500	129,111	0	0	2,344,247
15th.....	Carroll	17,647	0	0	0	230	0	14,765	107,496
	Jo Daviess	24,885	0	0	0	0	0	26,874	161,757
	Lee	99,441	0	0	0	0	0	31,782	505,544
	Ogle	107,683	0	0	0	0	0	69,801	543,190
	Stephenson	68,856	0	0	0	9,237	0	48,122	467,185
15th.....	Circuit Total	318,513	0	0	0	9,467	0	191,344	1,785,172
16th.....	Kane	1,335,619	0	140,788	0	62,765	0	448,591	7,207,918
16th.....	Circuit Total	1,335,619	0	140,788	0	62,765	0	448,591	7,207,918
17th.....	Boone	88,940	5,915	11,032	0	0	0	65,159	471,755
	Winnebago	376,744	0	76,560	11,800	0	0	140,269	1,845,744
17th.....	Circuit Total	465,684	5,915	87,592	11,800	0	0	205,428	2,317,499
18th.....	DuPage	1,797,922	0	230,149	0	2,392	0	0	4,456,976
18th.....	Circuit Total	1,797,922	0	230,149	0	2,392	0	0	4,456,976
19th.....	Lake	1,705,785	0	150,850	28,800	156,427	0	551,630	7,189,104
19th.....	Circuit Total	1,705,785	0	150,850	28,800	156,427	0	551,630	7,189,104
20th.....	Monroe	43,614	0	0	0	0	0	0	220,371
	Perry	57,517	0	0	0	3,865	0	0	155,897
	Randolph	61,303	0	0	0	0	0	0	244,948
	St.Clair	322,268	0	215,839	10,200	12,300	0	0	2,004,486
	Washington	17,579	0	0	0	0	0	0	90,805
20th.....	Circuit Total	502,282	0	215,839	10,200	16,165	0	0	2,716,507
21st.....	Iroquois	25,785	0	0	0	4,140	0	2,430	163,746
	Kankakee	76,300	4,124	0	0	0	0	29,936	635,532
21st.....	Circuit Total	102,085	4,124	0	0	4,140	0	32,366	799,278
22nd.....	McHenry	296,104	0	71,074	7,600	39,683	0	503,057	2,622,056
22nd.....	Circuit Total	296,104	0	71,074	7,600	39,683	0	503,057	2,622,056
23rd.....	DeKalb	111,438	0	0	0	0	0	58,028	1,290,342
	Kendall	89,757	0	0	0	25,421	0	40,582	483,167
23rd.....	Circuit Total	201,196	0	0	0	25,421	0	98,610	1,773,509
	Downstate Total	14,188,091	30,014	1,609,885	82,300	709,143	84	2,915,883	64,562,907
Cook	Cook County	382,880	173,240	2,176,668	545,600	0	184,265	1,686,054	20,184,085
	State Total	14,570,971	203,254	3,786,553	627,900	709,143	184,349	4,601,937	84,746,992

*Includes Substance Abuse Services Fund, Working Cash Fund, County Fund to Finance DUI Education, Arrestee's Medical Costs Fund, Records Automation Fund, Sexually Transmitted Disease Test Fund, Guardian ad litem, State Appellate Defender, Neutral Site Custody Exchange Fund and Children's Waiting Room Fund, Mortgage Foreclosure Mediation Program Fees, Children's Advocacy Center, Court Appointed Special Advocate, Drug Court, Judicial Facility Fees, Mental Health Court, Youth Diversion Program, Public Defender Records Automation Fund, and Other.

CIRCUIT CLERK DISBURSEMENT OF FUNDS, CONTINUED

CIRCUIT	COUNTY	MISCELLANEOUS DISBURSEMENTS						
		RESTITUTION TO CRIME VICTIM	WORK RELEASE PAID TO COUNTY BOARD	WORK RELEASE PAID TO INDIVIDUALS	EXPENSES FOR MINOR'S NEEDS	ABANDONED UNCLAIMED BAIL TO CTY.	ABANDONED UNCLAIMED PROP. TO STATE	DEPOSITS FROM JUDICIAL SALES
1st.....	Alexander	12,657	0	0	0	0	0	0
	Jackson	68,324	480	0	0	0	0	0
	Johnson	15,094	0	0	0	0	0	0
	Massac	46,277	1,895	0	0	0	0	0
	Pope	29,432	0	0	0	0	0	0
	Pulaski	4,125	0	0	0	0	4,302	0
	Saline	67,841	1,050	0	0	0	0	0
	Union	61,181	0	0	0	0	12,401	0
	Williamson	101,386	0	0	0	0	76,621	0
1st.....	Circuit Total	406,318	3,425	0	0	0	93,324	0
2nd.....	Crawford	30,446	770	0	0	0	0	0
	Edwards	16,055	4,664	0	0	0	0	0
	Franklin	77,191	0	0	0	0	9,545	0
	Gallatin	20,440	55	0	0	0	0	0
	Hamilton	20,010	2,281	0	0	0	0	0
	Hardin	6,069	0	0	0	0	0	0
	Jefferson	65,425	2,827	0	0	0	0	0
	Lawrence	16,768	0	0	0	0	0	0
	Richland	51,230	0	0	0	0	0	0
	Wabash	37,017	243	0	0	0	0	0
	Wayne	41,157	2,810	0	0	0	2,897	0
	White	40,829	1,955	0	0	0	0	0
	2nd.....	Circuit Total	422,636	15,605	0	0	0	12,442
3rd.....	Bond	53,413	0	0	0	0	0	0
	Madison	465,422	0	0	0	0	0	0
3rd.....	Circuit Total	518,835	0	0	0	0	0	0
4th.....	Christian	34,315	0	0	0	0	6,762	0
	Clay	53,015	0	0	0	0	0	0
	Clinton	92,713	13,044	0	0	0	1,493	0
	Effingham	147,335	0	0	0	0	3,583	0
	Fayette	68,171	820	0	0	0	0	0
	Jasper	42,619	0	0	0	0	0	0
	Marion	71,287	0	0	0	0	0	0
	Montgomery	88,618	0	0	0	0	0	0
	Shelby	38,706	1,915	0	0	0	0	0
4th.....	Circuit Total	636,779	15,778	0	0	0	11,838	0
5th.....	Clark	10,112	4,308	0	0	0	0	13,500
	Coles	97,555	269	0	0	1,996	6,303	335,553
	Cumberland	32,396	0	0	0	0	0	0
	Edgar	60,648	3,344	0	0	0	0	0
	Vermilion	99,375	460	0	0	0	0	0
5th.....	Circuit Total	300,085	8,381	0	0	1,996	6,303	349,053

CIRCUIT CLERK DISBURSEMENT OF FUNDS, CONTINUED

CIRCUIT	COUNTY	MISCELLANEOUS DISBURSEMENTS						
		RESTITUTION TO CRIME VICTIM	WORK RELEASE PAID TO COUNTY BOARD	WORK RELEASE PAID TO INDIVIDUALS	EXPENSES FOR MINOR'S NEEDS	ABANDONED UNCLAIMED BAIL TO CTY.	ABANDONED UNCLAIMED PROP. TO STATE	DEPOSITS FROM JUDICIAL SALES
6th.....	Champaign	198,269	983	0	0	0	0	0
	DeWitt	21,653	7,200	0	0	0	0	0
	Douglas	55,962	4,210	0	0	0	1,069	0
	Macon	159,591	14,887	0	0	0	23,073	742,943
	Moultrie	14,585	4,859	0	0	0	967	0
	Piatt	24,693	2,175	0	0	0	0	0
6th.....	Circuit Total	474,753	34,314	0	0	0	25,109	742,943
7th.....	Greene	29,519	0	0	0	0	0	0
	Jersey	43,438	2,285	0	0	0	0	0
	Macoupin	81,513	13,177	0	0	0	0	0
	Morgan	25,896	0	0	0	0	29,357	0
	Sangamon	270,024	0	0	0	0	31,885	0
	Scott	7,600	0	0	0	0	0	0
7th.....	Circuit Total	457,990	15,462	0	0	0	61,242	0
8th.....	Adams	268,902	23,269	0	0	0	6,760	0
	Brown	17,322	4,720	0	0	0	0	0
	Calhoun	14,195	939	0	0	0	0	0
	Cass	25,042	540	0	0	321	2,192	0
	Mason	38,963	6,138	0	1,786	0	0	0
	Menard	15,674	0	0	0	0	0	0
	Pike	82,381	6,664	0	0	0	6,717	0
	Schuyler	12,882	6,079	0	0	0	0	0
8th.....	Circuit Total	475,360	48,349	0	1,786	321	15,670	0
9th.....	Fulton	89,911	3,311	0	0	0	0	0
	Hancock	26,846	6,220	0	73	0	0	0
	Henderson	21,701	6,155	0	0	0	0	0
	Knox	82,986	1,639	0	0	0	0	0
	McDonough	62,064	240	0	0	0	1,268	0
	Warren	39,751	0	0	0	0	3,370	0
9th.....	Circuit Total	323,259	17,565	0	73	0	4,638	0
10th.....	Marshall	11,243	20	0	0	0	0	0
	Peoria	552,477	0	0	0	0	15,222	0
	Putnam	27,437	0	0	0	0	0	0
	Stark	7,630	1,920	0	0	0	0	0
	Tazewell	125,030	14,781	0	0	0	0	0
10th.....	Circuit Total	723,816	16,721	0	0	0	15,222	0
11th.....	Ford	30,562	1	0	0	0	0	0
	Livingston	52,305	13,390	0	0	0	0	0
	Logan	29,324	8,295	0	0	0	11,006	249,364
	McLean	260,385	0	0	0	0	18,504	2,811,398
	Woodford	47,789	0	0	0	0	0	0
11th.....	Circuit Total	420,364	21,686	0	0	0	29,510	3,060,762

CIRCUIT CLERK DISBURSEMENT OF FUNDS, CONTINUED

CIRCUIT	COUNTY	MISCELLANEOUS DISBURSEMENTS						
		RESTITUTION TO CRIME VICTIM	WORK RELEASE PAID TO COUNTY BOARD	WORK RELEASE PAID TO INDIVIDUALS	EXPENSES FOR MINOR'S NEEDS	ABANDONED UNCLAIMED BAIL TO CTY.	ABANDONED UNCLAIMED PROP. TO STATE	DEPOSITS FROM JUDICIAL SALES
12th.....	Will	1,074,254	0	0	0	0	77,837	0
12th.....	Circuit Total	1,074,254	0	0	0	0	77,837	0
13th.....	Bureau	37,182	0	0	0	0	875	0
	Grundy	72,723	0	0	0	0	18,065	0
	LaSalle	188,317	394	0	0	0	5,463	1,102,688
13th.....	Circuit Total	298,223	394	0	0	0	24,402	1,102,688
14th.....	Henry	43,278	33,883	0	0	0	0	0
	Mercer	59,315	7,989	0	15,065	0	0	0
	Rock Island	171,841	27,306	0	13,833	0	0	0
	Whiteside	116,348	7,274	0	28,678	0	0	0
14th.....	Circuit Total	390,782	76,453	0	57,575	0	0	0
15th.....	Carroll	21,334	340	0	275	0	0	0
	Jo Daviess	33,714	22,402	14,600	0	0	2,631	0
	Lee	69,545	759	0	770	0	0	0
	Ogle	103,957	11,130	0	0	0	8,380	0
	Stephenson	95,839	39,069	0	0	0	31,678	0
15th.....	Circuit Total	324,389	73,700	14,600	1,045	0	42,688	0
16th.....	Kane	966,532	28,390	0	0	0	0	0
16th.....	Circuit Total	966,532	28,390	0	0	0	0	0
17th.....	Boone	82,885	0	0	0	0	6,173	0
	Winnebago	371,161	40,354	0	0	0	0	199,824
17th.....	Circuit Total	454,046	40,354	0	0	0	6,173	199,824
18th.....	DuPage	1,055,812	246,896	0	0	0	0	0
18th.....	Circuit Total	1,055,812	246,896	0	0	0	0	0
19th.....	Lake	1,043,565	7,136	0	1,772	0	302,452	0
19th.....	Circuit Total	1,043,565	7,136	0	1,772	0	302,452	0
20th.....	Monroe	47,705	0	0	0	0	11,989	0
	Perry	33,402	0	0	0	0	0	0
	Randolph	79,064	0	0	0	0	362	0
	St. Clair	80,399	0	0	0	0	0	0
	Washington	55,312	45	0	0	0	0	0
20th.....	Circuit Total	295,881	45	0	0	0	12,351	0
21st.....	Iroquois	27,385	0	0	50	0	3,265	0
	Kankakee	93,977	14,609	0	0	0	0	0
21st.....	Circuit Total	121,362	14,609	0	50	0	3,265	0
22nd.....	McHenry	374,836	6,162	0	0	0	50,894	32,055
22nd.....	Circuit Total	374,836	6,162	0	0	0	50,894	32,055
23rd.....	DeKalb	131,380	0	0	0	0	106,897	0
	Kendall	151,643	13,992	0	0	0	16,566	0
23rd.....	Circuit Total	283,023	13,992	0	0	0	123,463	0
	Downstate Total	11,842,902	705,417	14,600	62,301	2,317	918,821	5,487,326
Cook	Cook County	1,094,275	0	0	0	3,977,632	83,123	61,592,001
	State Total	12,937,177	705,417	14,600	62,301	3,979,949	1,001,944	67,079,327

CIRCUIT CLERK DISBURSEMENT OF FUNDS, CONTINUED

CIRCUIT	COUNTY	MISCELLANEOUS DISBURSEMENTS (CONTINUED)						TOTAL MISCELLANEOUS DISBURSEMENTS	GRAND TOTAL ALL FUNDS DISBURSED
		DEPOSITS ALL OTHER CATEGORIES	REIM. LOCAL ANTI-CRIME PROGRAM	BAIL REFUNDS	OTHER REFUNDS	OTHER DISBURSEMENTS			
1st.....	Alexander	0	0	25,239	1,357	11,078	50,331	1,556,981	
	Jackson	0	202	325,080	368	55,341	449,796	6,215,581	
	Johnson	0	0	28,949	301	16,004	60,348	1,610,696	
	Massac	0	0	45,606	1,439	31,615	126,832	3,363,597	
	Pope	0	0	11,182	87	3,356	44,058	473,264	
	Pulaski	0	6,440	75,341	864	20,140	111,212	2,566,456	
	Saline	0	2,700	44,517	10	18,070	134,188	3,994,721	
	Union	0	550	64,217	0	15,295	153,644	2,077,283	
	Williamson	0	9,112	301,020	608	119,498	608,246	11,211,677	
1st.....	Circuit Total	0	19,005	921,151	5,034	290,399	1,738,655	33,070,255	
2nd.....	Crawford	0	1,392	47,013	682	31,232	111,534	3,001,028	
	Edwards	0	4,737	5,010	33	3,943	34,441	936,056	
	Franklin	0	0	105,187	0	17,456	209,379	5,637,243	
	Gallatin	0	9,147	10,410	1	849	40,902	748,001	
	Hamilton	0	2,681	23,157	0	3,369	51,497	337,084	
	Hardin	0	78	6,846	0	5,165	18,158	382,703	
	Jefferson	0	3,198	116,577	0	28,620	216,647	5,807,956	
	Lawrence	0	0	78,413	218	8,488	103,886	2,214,630	
	Richland	0	2,022	150,833	103	7,578	211,766	2,611,570	
	Wabash	0	10,972	26,625	165	6,323	81,345	2,200,094	
	Wayne	0	26,778	82,343	0	8,127	164,111	2,073,186	
	White	0	47,084	12,195	323	10,531	112,916	2,314,624	
	2nd.....	Circuit Total	0	108,088	664,608	1,524	131,680	1,356,583	28,264,174
3rd.....	Bond	7,407	58,739	101,281	0	37,187	258,027	2,709,393	
	Madison	487,505	0	1,769,336	61,244	427,832	3,211,339	35,983,260	
3rd.....	Circuit Total	494,913	58,739	1,870,616	61,244	465,019	3,469,366	38,692,653	
4th.....	Christian	0	7,953	188,902	215	28,559	266,705	5,067,664	
	Clay	0	690	39,196	228	7,166	100,295	2,172,527	
	Clinton	0	2,990	80,175	73	15,561	206,048	3,704,245	
	Effingham	0	12,576	193,249	584	21,422	378,749	5,043,522	
	Fayette	0	9,105	165,058	9	21,770	264,933	3,602,198	
	Jasper	0	0	27,015	225	2,658	72,517	1,022,160	
	Marion	0	225	205,183	875	32,820	310,390	6,284,827	
	Montgomery	0	10,756	59,485	285	39,756	198,901	4,302,014	
	Shelby	315	3,479	34,098	1,592	15,419	95,525	2,922,694	
4th.....	Circuit Total	315	47,773	992,361	4,086	185,132	1,894,062	34,121,850	
5th.....	Clark	5,566	200	28,283	1,397	21,322	84,688	2,343,099	
	Coles	0	1,113	87,907	1,351	154,611	686,658	7,177,467	
	Cumberland	0	0	42,080	0	30,087	104,563	1,468,467	
	Edgar	0	0	70,599	0	23,043	157,633	2,394,774	
	Vermilion	0	2,843	653,552	0	281,239	1,037,469	12,258,593	
5th.....	Circuit Total	5,566	4,156	882,421	2,748	510,302	2,071,011	25,642,401	

CIRCUIT CLERK DISBURSEMENT OF FUNDS, CONTINUED

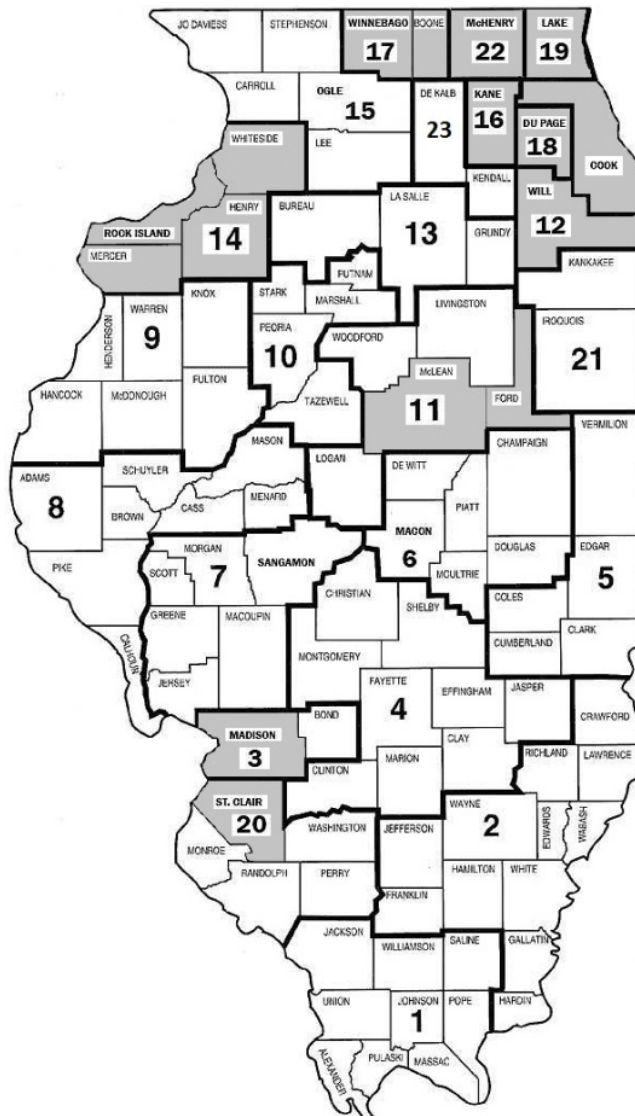
CIRCUIT	COUNTY	MISCELLANEOUS DISBURSEMENTS (CONTINUED)						
		DEPOSITS ALL OTHER CATEGORIES	REIM. LOCAL ANTI-CRIME PROGRAM	BAIL REFUNDS	OTHER REFUNDS	OTHER DISBURSEMENTS	TOTAL MISCELLANEOUS DISBURSEMENTS	GRAND TOTAL ALL FUNDS DISBURSED
6th.....	Champaign	0	10,210	926,581	52,886	196,589	1,385,518	5,882,531
	DeWitt	0	7,342	49,291	133	15,008	100,627	2,679,444
	Douglas	14,608	857	70,149	2,663	18,804	168,321	2,845,048
	Macon	0	13,137	1,220,105	2,142	331,896	2,507,774	21,773,847
	Moultrie	500	0	33,948	596	14,109	69,564	2,349,010
	Piatt	0	0	55,974	879	6,886	90,608	1,983,850
6th.....	Circuit Total	15,108	31,546	2,356,048	59,299	583,293	4,322,412	37,513,730
7th.....	Greene	1,066	0	47,138	137	116,643	194,503	2,057,202
	Jersey	0	0	82,296	1,888	114,850	244,757	2,822,581
	Macoupin	0	9,405	130,291	803	46,024	281,213	5,747,726
	Morgan	0	7,910	83,104	0	61,311	207,578	5,096,862
	Sangamon	62,719	5,935	1,642,913	15,393	179,059	2,207,927	33,367,737
	Scott	0	775	10,324	3,722	5,157	27,578	653,114
7th.....	Circuit Total	63,785	24,025	1,996,066	21,943	523,043	3,163,556	49,745,221
8th.....	Adams	0	11,603	326,131	0	101,799	738,465	12,056,874
	Brown	0	0	16,862	224	14,052	53,180	902,786
	Calhoun	0	1,550	1,149	190	14,796	32,819	530,703
	Cass	0	0	28,865	119	2,345	59,425	1,938,792
	Mason	0	1,296	34,630	3,818	4,515	91,145	2,269,684
	Menard	0	2,269	26,507	15	2,300	46,765	1,647,571
	Pike	0	15,163	45,587	1,686	22,162	180,360	3,085,024
	Schuyler	0	0	71,430	433	128,193	219,017	1,748,626
	8th.....	Circuit Total	0	31,881	551,161	6,485	290,163	1,421,176
9th.....	Fulton	0	0	61,407	15,020	280	169,929	6,407,210
	Hancock	0	0	43,502	0	14,568	91,209	2,583,034
	Henderson	0	0	22,997	0	40,096	90,949	1,511,578
	Knox	0	0	304,270	13,240	102,053	504,188	9,206,806
	McDonough	0	6,711	82,544	0	58,752	211,578	5,171,895
	Warren	0	540	44,658	239	12,833	101,391	2,904,911
9th.....	Circuit Total	0	7,251	559,377	28,498	228,583	1,169,244	27,785,434
10th.....	Marshall	0	0	36,111	352	8,077	55,803	1,640,642
	Peoria	1,000	8,192	213,214	33,587	536,013	1,359,705	29,131,777
	Putnam	0	520	151,747	296	6,691	186,691	858,457
	Stark	0	0	3,618	455	8,573	22,195	858,114
	Tazewell	0	0	484,996	9,978	135,523	770,307	21,461,272
10th.....	Circuit Total	1,000	8,712	889,686	44,668	694,876	2,394,701	53,950,261
11th.....	Ford	0	8,729	77,937	285	10,366	127,879	1,811,565
	Livingston	0	0	110,635	795	66,468	243,593	6,649,745
	Logan	0	8,777	77,399	0	140,686	524,850	4,489,181
	McLean	101,274	40,112	592,823	66,221	204,129	4,094,846	29,559,579
	Woodford	0	0	178,650	2,179	43,620	272,239	5,334,334
11th.....	Circuit Total	101,274	57,618	1,037,444	69,480	465,270	5,263,407	47,844,404

CIRCUIT CLERK DISBURSEMENT OF FUNDS, CONTINUED

CIRCUIT	COUNTY	MISCELLANEOUS DISBURSEMENTS (CONTINUED)						GRAND TOTAL ALL FUNDS DISBURSED
		DEPOSITS ALL OTHER CATEGORIES	REIM. LOCAL ANTI-CRIME PROGRAM	BAIL REFUNDS	OTHER REFUNDS	OTHER DISBURSEMENTS	TOTAL MISCELLANEOUS DISBURSEMENTS	
12th.....	Will	0	8,293	3,521,520	249,927	1,205,360	6,137,191	113,185,226
12th.....	Circuit Total	0	8,293	3,521,520	249,927	1,205,360	6,137,191	113,185,226
13th.....	Bureau	0	5,613	106,807	1,615	51,609	203,701	5,598,613
	Grundy	0	11,645	149,309	1,379	27,403	280,524	8,851,940
	LaSalle	0	0	69,014	0	231,768	1,597,644	19,100,035
13th.....	Circuit Total	0	17,258	325,130	2,994	310,780	2,081,869	33,550,588
14th.....	Henry	0	1,124	219,740	0	75,722	373,747	8,307,062
	Mercer	0	38,707	21,273	1,910	5,364	149,623	2,229,615
	Rock Island	0	4,987	715,015	0	216,198	1,149,180	27,088,998
	Whiteside	0	27,573	170,868	20	37,925	388,686	10,654,314
14th.....	Circuit Total	0	72,392	1,126,896	1,930	335,208	2,061,235	48,279,990
15th.....	Carroll	0	1,500	37,251	304	6,084	67,088	1,629,706
	Jo Daviess	0	250	52,181	701	19,663	146,141	1,918,304
	Lee	0	12,165	88,300	10,461	77,402	259,402	5,963,963
	Ogle	0	9,022	141,581	4,146	2,730	280,945	7,852,993
	Stephenson	0	7,735	97,520	3,025	60,646	335,512	6,627,760
15th.....	Circuit Total	0	30,672	416,833	18,637	166,525	1,089,088	23,992,726
16th.....	Kane	0	234,143	0	0	482,216	1,711,281	18,563,141
16th.....	Circuit Total	0	234,143	0	0	482,216	1,711,281	18,563,141
17th.....	Boone	0	39,065	445,681	10	60,250	634,063	8,488,097
	Winnebago	0	2,639	1,878,184	29,798	475,908	2,997,869	43,382,747
17th.....	Circuit Total	0	41,703	2,323,865	29,808	536,158	3,631,932	51,870,843
18th.....	DuPage	0	154,051	2,677,307	740,164	676,586	5,550,816	124,609,815
18th.....	Circuit Total	0	154,051	2,677,307	740,164	676,586	5,550,816	124,609,815
19th.....	Lake	0	33,549	11,490,098	150,797	732,484	13,761,855	88,802,530
19th.....	Circuit Total	0	33,549	11,490,098	150,797	732,484	13,761,855	88,802,530
20th.....	Monroe	0	0	172,100	939	21,420	254,152	4,681,126
	Perry	0	225	103,396	0	26,927	163,950	3,454,303
	Randolph	0	0	84,850	2,173	420	166,869	5,073,924
	St. Clair	166,454	0	1,787,381	19,643	443,206	2,497,082	38,627,977
	Washington	0	0	43,015	0	33,651	132,023	1,770,572
20th.....	Circuit Total	166,454	225	2,190,741	22,755	525,624	3,214,076	53,607,901
21st.....	Iroquois	0	0	87,813	0	62,613	181,126	3,013,484
	Kankakee	0	3,471	627,720	0	229,857	969,634	15,302,006
21st.....	Circuit Total	0	3,471	715,533	0	292,470	1,150,760	18,315,490
22nd.....	McHenry	150,271	53,872	1,188,378	52,886	247,549	2,156,903	46,770,093
22nd.....	Circuit Total	150,271	53,872	1,188,378	52,886	247,549	2,156,903	46,770,093
23rd.....	DeKalb	0	1,402	359,854	0	228,817	828,349	14,305,435
	Kendall	0	0	415,912	5,166	122,953	726,232	17,812,493
23rd.....	Circuit Total	0	1,402	775,765	5,166	351,770	1,554,581	32,117,928
	Downstate Total	998,685	1,049,823	39,473,005	1,580,073	10,230,489	72,365,759	1,054,476,714
Cook	Cook County	14,930,011	0	30,218,701	0	82,020	111,977,763	522,803,188
	State Total	15,928,696	1,049,823	69,691,706	1,580,073	10,312,509	184,343,522	1,577,279,902

MANDATORY ARBITRATION

MANDATORY ARBITRATION PROGRAM STATISTICS



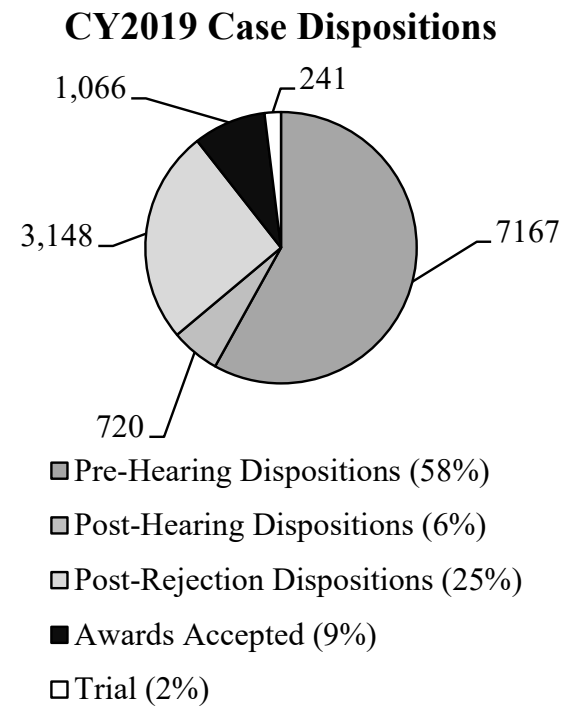
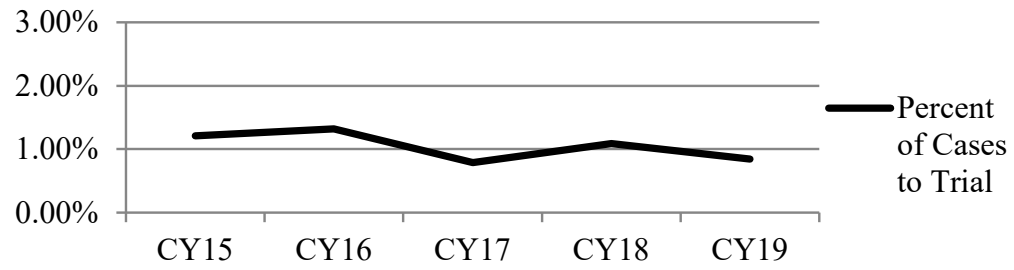
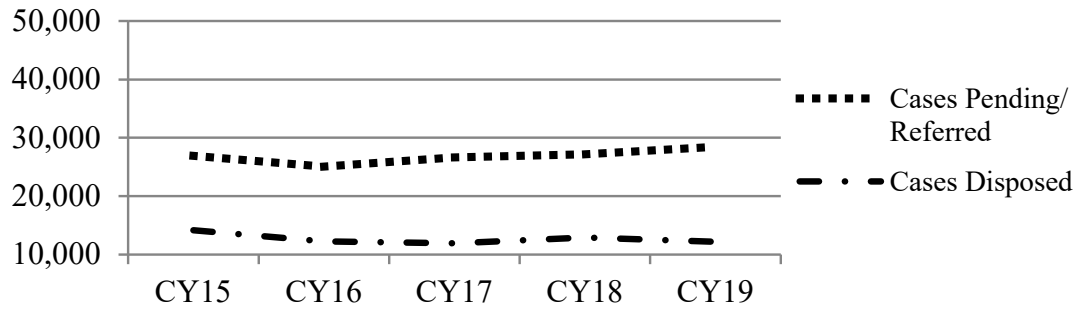
In Illinois, court-annexed arbitration is a mandatory, non-binding, non-court procedure designed to resolve civil disputes by utilizing a neutral third party, called an arbitration panel. Mandatory arbitration applies rules of evidence and procedure which are less formal than those followed in trial courts and usually leads to more timely and less expensive resolution of disputes. An arbitration panel can recommend, but not impose, a decision. In the exercise of its general administrative and supervisory authority over Illinois courts, Supreme Court rules prescribe actions which are subject to mandatory arbitration. The rules address a range of operational procedures including: appointment, qualifications, and compensation of arbitrators; scheduling of hearings; discovery process; conduct of hearings; absence of a party; award and judgment on an award; rejection of an award; and form of oath, award and notice of award. In the sixteen jurisdictions approved by the Supreme Court to operate such programs, all civil cases filed in which the amount of monetary damages being sought falls within the program's jurisdictional limit, are subject to the arbitration process. These modest sized claims are amenable to closer management and quicker resolution by using a less formal alternative process than a typical trial court proceeding.

Explanations for Data Listed In the Below Charts:

- Cases Pending/Referred to Arbitration - number of cases filed and pending in arbitration program as of a certain date.
- Pre-Hearing Dispositions - number of cases disposed prior to an arbitration hearing.
- Arbitration Hearings - number of cases that had an arbitration hearing.
- Awards Accepted - number of arbitration awards that were accepted by a party.
- Post-Hearing Dispositions - number of cases disposed after an arbitration hearing.
- Awards Rejected - number of arbitration awards rejected by a party.
- Post-Rejection Dispositions - number of cases disposed after an award was rejected by a party.
- Arbitration Cases Proceeding to Trial - number of cases that went to trial after an award was rejected.

MANDATORY ARBITRATION, CONTINUED

CY2019 Statewide Caseload			
Cases Pending/Referred to Arbitration	28,458	Post-Hearing Dispositions	720
Pre-Hearing Dispositions	7,167	Awards Rejected	3,141
Arbitration Hearings	5,388	Post-Rejection Dispositions	3,148
Awards Accepted	1,066	Arbitration Cases Proceeding to Trial	241

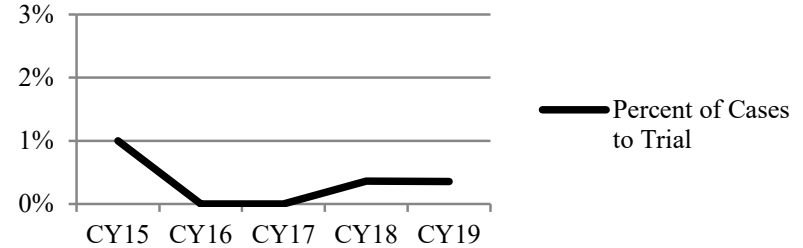
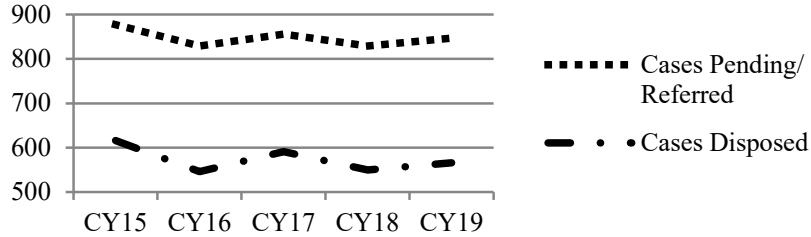


MANDATORY ARBITRATION, CONTINUED

CY2019 Circuit Caseload


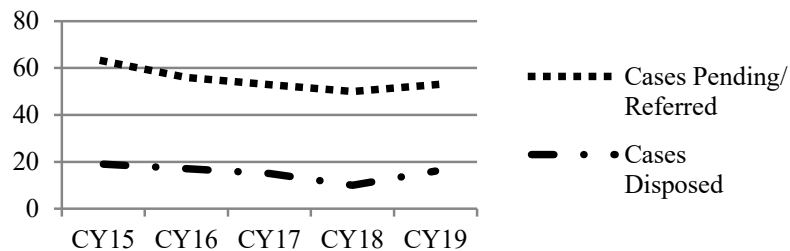
Third Judicial Circuit - Madison County

Cases Pending/Referred to Arbitration	848	Post-Hearing Dispositions	18
Pre-Hearing Dispositions	493	Awards Rejected	32
Arbitration Hearings	72	Post-Rejection Dispositions	30
Awards Accepted	22	Arbitration Cases Proceeding to Trial	3



Eleventh Judicial Circuit - Ford County

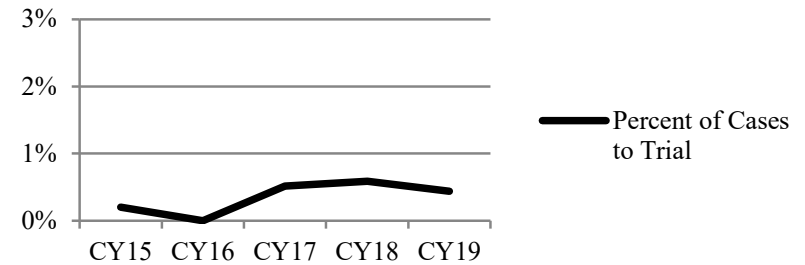
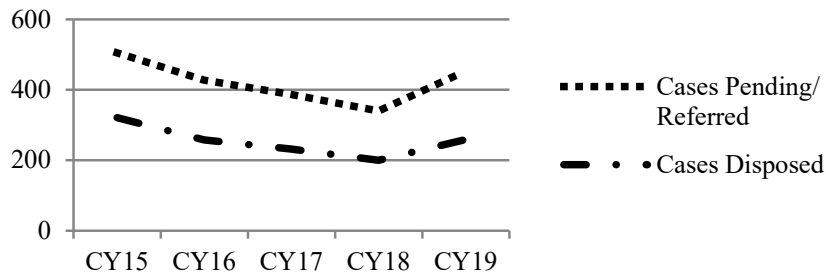
Cases Pending/Referred to Arbitration	53	Post-Hearing Dispositions	0
Pre-Hearing Dispositions	16	Awards Rejected	0
Arbitration Hearings	0	Post-Rejection Dispositions	0
Awards Accepted	0	Arbitration Cases Proceeding to Trial	0



MANDATORY ARBITRATION, CONTINUED


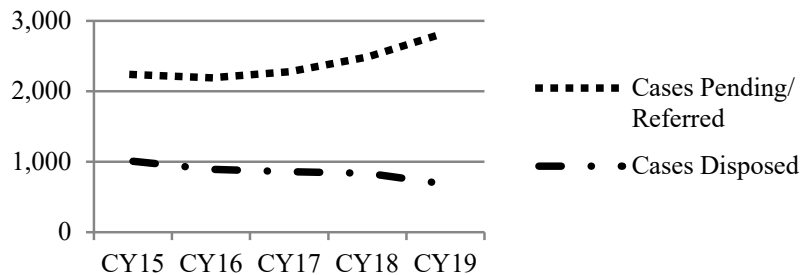
Eleventh Judicial Circuit - McLean County

Cases Pending/Referred to Arbitration	453	Post-Hearing Dispositions	6
Pre-Hearing Dispositions	241	Awards Rejected	2
Arbitration Hearings	16	Post-Rejection Dispositions	4
Awards Accepted	6	Arbitration Cases Proceeding to Trial	2



Twelfth Judicial Circuit - Will County


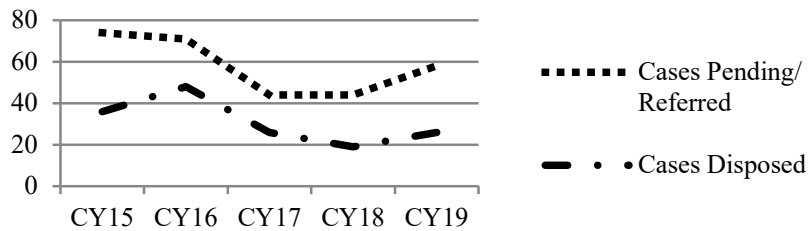
Cases Pending/Referred to Arbitration	2832	Post-Hearing Dispositions	34
Pre-Hearing Dispositions	557	Awards Rejected	93
Arbitration Hearings	154	Post-Rejection Dispositions	51
Awards Accepted	23	Arbitration Cases Proceeding to Trial	18



MANDATORY ARBITRATION, CONTINUED


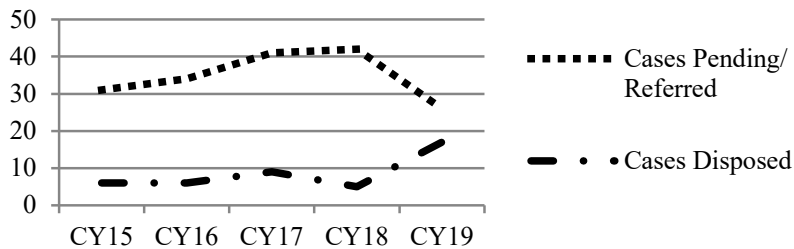
Fourteenth Judicial Circuit - Henry County

Cases Pending/Referred to Arbitration	58	Post-Hearing Dispositions	0
Pre-Hearing Dispositions	26	Awards Rejected	0
Arbitration Hearings	2	Post-Rejection Dispositions	0
Awards Accepted	0	Arbitration Cases Proceeding to Trial	0



Fourteenth Judicial Circuit - Mercer County

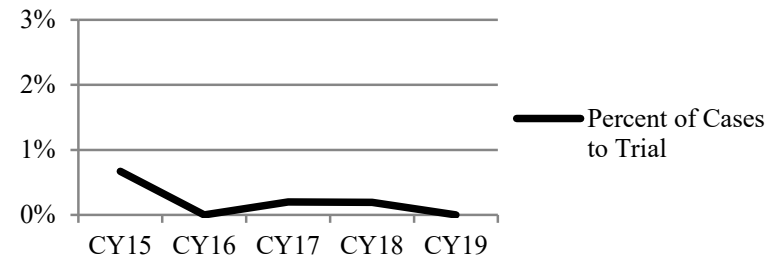

Cases Pending/Referred to Arbitration	26	Post-Hearing Dispositions	0
Pre-Hearing Dispositions	17	Awards Rejected	0
Arbitration Hearings	0	Post-Rejection Dispositions	0
Awards Accepted	0	Arbitration Cases Proceeding to Trial	0



MANDATORY ARBITRATION, CONTINUED

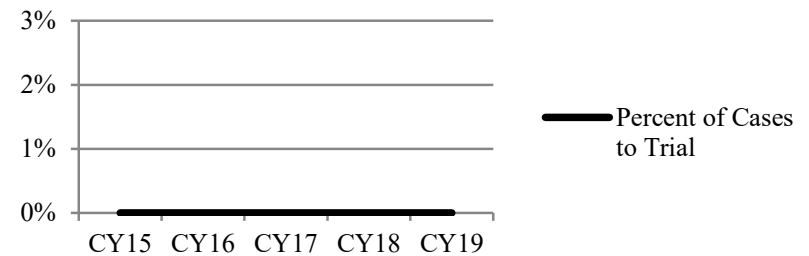
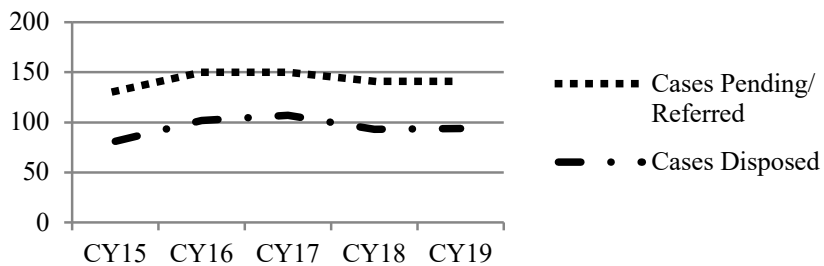
Fourteenth Judicial Circuit - Rock Island County

Cases Pending/Referred to Arbitration	514	Post-Hearing Dispositions	18
Pre-Hearing Dispositions	168	Awards Rejected	5
Arbitration Hearings	25	Post-Rejection Dispositions	12
Awards Accepted	4	Arbitration Cases Proceeding to Trial	0



Fourteenth Judicial Circuit - Whiteside County


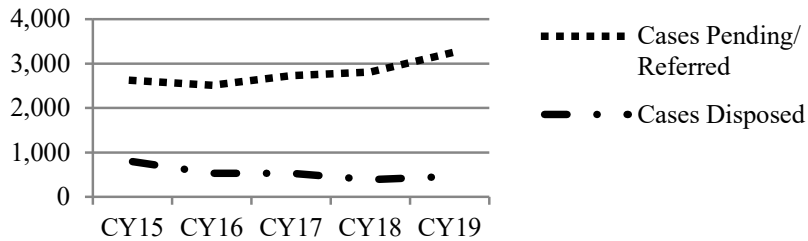
Cases Pending/Referred to Arbitration	141	Post-Hearing Dispositions	1
Pre-Hearing Dispositions	92	Awards Rejected	2
Arbitration Hearings	2	Post-Rejection Dispositions	1
Awards Accepted	0	Arbitration Cases Proceeding to Trial	0



MANDATORY ARBITRATION, CONTINUED

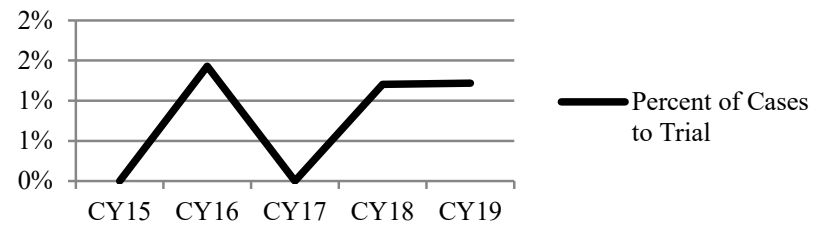

Sixteenth Judicial Circuit - Kane County

Cases Pending/Referred to Arbitration	3237	Post-Hearing Dispositions	18
Pre-Hearing Dispositions	354	Awards Rejected	89
Arbitration Hearings	140	Post-Rejection Dispositions	75
Awards Accepted	13	Arbitration Cases Proceeding to Trial	3



Seventeenth Judicial Circuit - Boone County

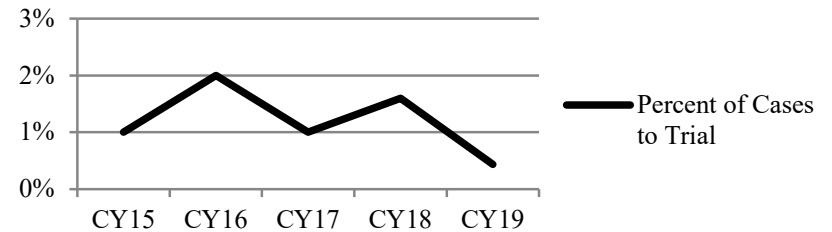
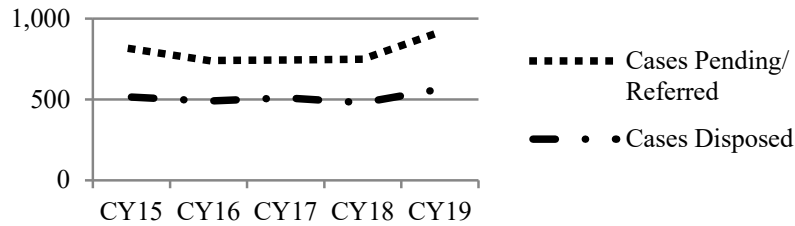
Cases Pending/Referred to Arbitration	82	Post-Hearing Dispositions	1
Pre-Hearing Dispositions	50	Awards Rejected	8
Arbitration Hearings	11	Post-Rejection Dispositions	6
Awards Accepted	3	Arbitration Cases Proceeding to Trial	1



MANDATORY ARBITRATION, CONTINUED

Seventeenth Judicial Circuit - Winnebago County

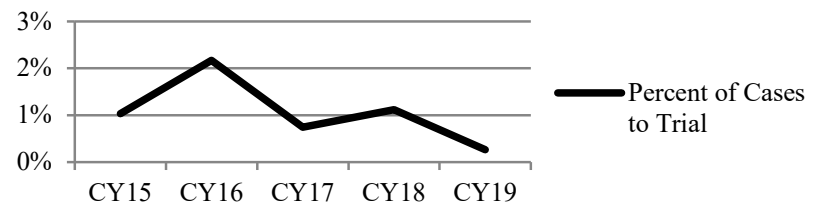
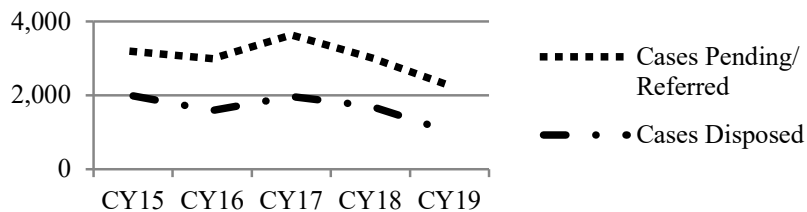
Cases Pending/Referred to Arbitration	917	Post-Hearing Dispositions	28
Pre-Hearing Dispositions	460	Awards Rejected	71
Arbitration Hearings	105	Post-Rejection Dispositions	58
Awards Accepted	14	Arbitration Cases Proceeding to Trial	4



Note: New local rule provides that small claims cases with jury demands be transferred into arbitration.

Eighteenth Judicial Circuit - DuPage County

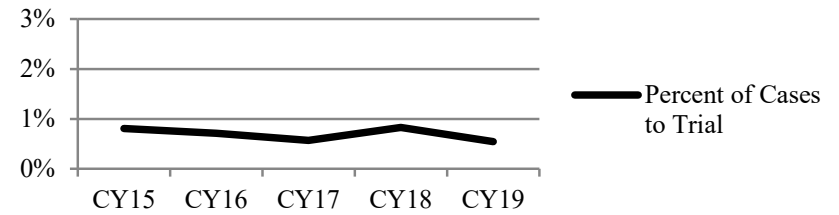
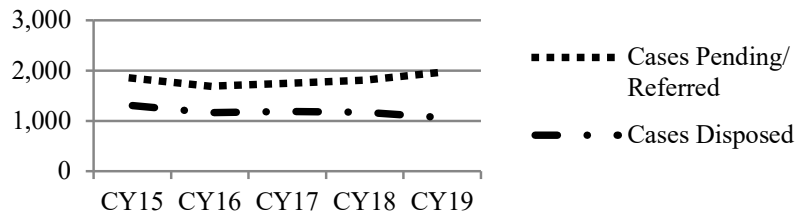
Cases Pending/Referred to Arbitration	2266	Post-Hearing Dispositions	52
Pre-Hearing Dispositions	876	Awards Rejected	66
Arbitration Hearings	193	Post-Rejection Dispositions	71
Awards Accepted	18	Arbitration Cases Proceeding to Trial	6



MANDATORY ARBITRATION, CONTINUED

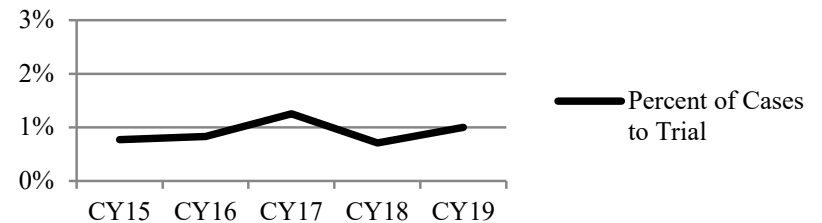

Nineteenth Judicial Circuit - Lake County

Cases Pending/Referred to Arbitration	1969	Post-Hearing Dispositions	48
Pre-Hearing Dispositions	848	Awards Rejected	110
Arbitration Hearings	202	Post-Rejection Dispositions	113
Awards Accepted	40	Arbitration Cases Proceeding to Trial	17



Twentieth Judicial Circuit - St. Clair County

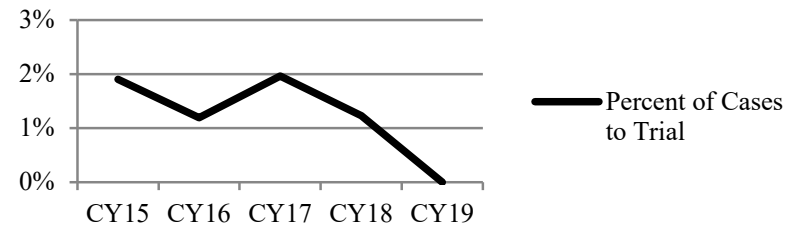
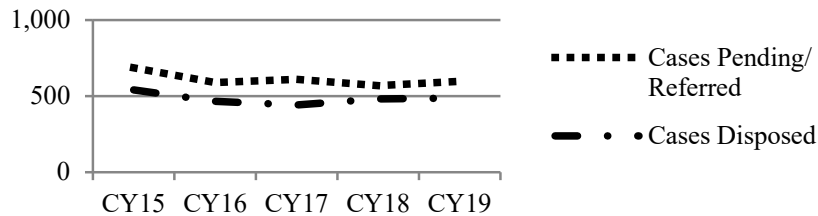
Cases Pending/Referred to Arbitration	1098	Post-Hearing Dispositions	17
Pre-Hearing Dispositions	874	Awards Rejected	35
Arbitration Hearings	87	Post-Rejection Dispositions	18
Awards Accepted	28	Arbitration Cases Proceeding to Trial	11



MANDATORY ARBITRATION, CONTINUED

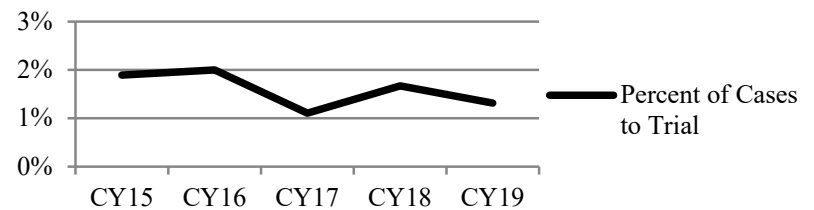
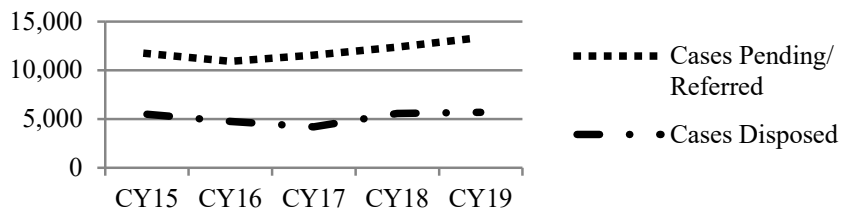
Twenty-Second Judicial Circuit - McHenry County

Cases Pending/Referred to Arbitration	598	Post-Hearing Dispositions	20
Pre-Hearing Dispositions	426	Awards Rejected	28
Arbitration Hearings	55	Post-Rejection Dispositions	35
Awards Accepted	6	Arbitration Cases Proceeding to Trial	0



Circuit Court of Cook County

Cases Pending/Referred to Arbitration	13366	Post-Hearing Dispositions	459
Pre-Hearing Dispositions	1669	Awards Rejected	2600
Arbitration Hearings	4325	Post-Rejection Dispositions	2674
Awards Accepted	889	Arbitration Cases Proceeding to Trial	176



MANDATORY ARBITRATION, CONTINUED

AVERAGE AWARD AMOUNTS AND AVERAGE NUMBER OF DAYS (BY CASE TYPE)

Arbitration Program		Automobile/ Subrogation	Collections	Contracts	Liability/Tort	Property Damage	Personal Injury	Other
Boone	Average Award	\$14,148.26	\$11,131.37	\$5,550.80	N/A	N/A	\$29,733.42	N/A
	Average Number of Days	226.7	576	356	N/A	N/A	386	N/A
Cook	Average Award	\$5,448.00	N/A	\$5,086.00*	N/A	\$4,609.00**	\$11,206.00	\$4,026.00
	Average Number of Days	312	N/A	198*	N/A	260**	308	306
DuPage	Average Award	\$4,608.55	\$8,375.00	\$8,853.17	\$4,788.14	N/A	N/A	\$1,860.00
	Average Number of Days	280.5	413.5	356.1	299.4	N/A	N/A	243.3
Henry	Average Award	N/A	N/A	N/A	N/A	N/A	N/A	\$10,331.30
	Average Number of Days	N/A	N/A	N/A	N/A	N/A	N/A	316
Kane	Average Award	\$7,136.03	\$0.00	\$15,194.23	N/A	\$10,260.00	\$19,016.67	\$14,415.50
	Average Number of Days	179.5	104	337.9	N/A	216	233.7	150
Lake	Average Award	\$6,531.17	\$18,238.24	\$11,434.99	\$7,675.79	\$3,931.28	\$20,164.35	\$12,500.00
	Average Number of Days	134.1	380	301.3	323.5	116.9	327.4	403
Madison	Average Award	\$17,790.45	\$17,412.50	\$10,289.26	\$18,000.00	\$5,808.00	\$21,062.50	\$13,941.15
	Average Number of Days	194.1	222.5	228.2	154	132	230	226.8
McHenry	Average Award	\$9,763.84	\$20,240.11	\$12,548.10	\$0.00	N/A	N/A	N/A
	Average Number of Days	142.1	244.3	231.4	406	N/A	N/A	N/A
McLean	Average Award	\$0.00	\$17,599.35	\$12,484.30	N/A	N/A	\$9,000.00	\$11,433.17
	Average Number of Days	290	241.9	217	N/A	N/A	644	95.3
Rock Island	Average Award	N/A	N/A	N/A	N/A	N/A	N/A	\$9,584.41
	Average Number of Days	N/A	N/A	N/A	N/A	N/A	N/A	444.6
St. Clair	Average Award	\$5,598.50	\$7,657.06	\$12,013.50	N/A	\$1,000.00	\$19,727.74	N/A
	Average Number of Days	545.8	387.2	264.9	N/A	395	289.6	N/A
Whiteside	Average Award	N/A	N/A	N/A	N/A	N/A	N/A	\$15,720.00
	Average Number of Days	N/A	N/A	N/A	N/A	N/A	N/A	278
Will	Average Award	\$14,421.87	\$13,968.20	\$11,738.28	N/A	\$14,830.00	\$16,666.67	\$13,698.53
	Average Number of Days	342.5	358.4	357.2	N/A	265.3	646	136.4
Winnebago	Average Award	\$5,944.36	\$10,111.00	\$16,130.64	N/A	\$12,567.78	\$13,255.09	\$263.35
	Average Number of Days	165.6	300	334.4	N/A	238.5	300.5	245

*This figure includes Collections and Contracts.

**This figure includes Liability/Tort and Property Damage.

**ADULT AND JUVENILE
PROBATION
AND
SUPERVISED PRETRIAL
RELEASE**

ABBREVIATIONS

Explanations for abbreviations used in column headings in this section are explained below.

Admin.	<u>Administrative Cases</u> : Cases still active but not under direct supervision.
PSI	<u>Presentence Investigation</u> : A comprehensive written background investigation report on a convicted offender prepared by the probation department to provide information to the court to determine an appropriate sentence.
Abbrev. PSI	<u>Abbreviated Presentence Investigation</u> : Sometimes referred to as a “short form” presentence investigation, this is a less-comprehensive report permitted in less serious (i.e., misdemeanor) criminal cases.
IPS	<u>Intensive Probation Supervision Program</u> : A highly structured, surveillance oriented, prison diversion program for non-violent felony offenders sentenced to probation. <u>Intake</u> - Level of supervision, equal to that of Level 1, for the first 30-60 days within the program. <u>Level I</u> - Highest level of supervision contacts per week, based on an assessment of high risk, for offenders sentenced to IPS. <u>Level II</u> - Less frequent level of supervision contacts per week, based on an assessment of moderate risk, for offenders sentenced to IPS. <u>Level III</u> - Lowest level of supervision contacts per week, based on documented improvement of performance by offenders within the program.
CUS	<u>Continued Under Supervision</u> : A juvenile case which is under court order and probation supervision without a formal finding of delinquency.

Active Adult Caseload (As of December 31)

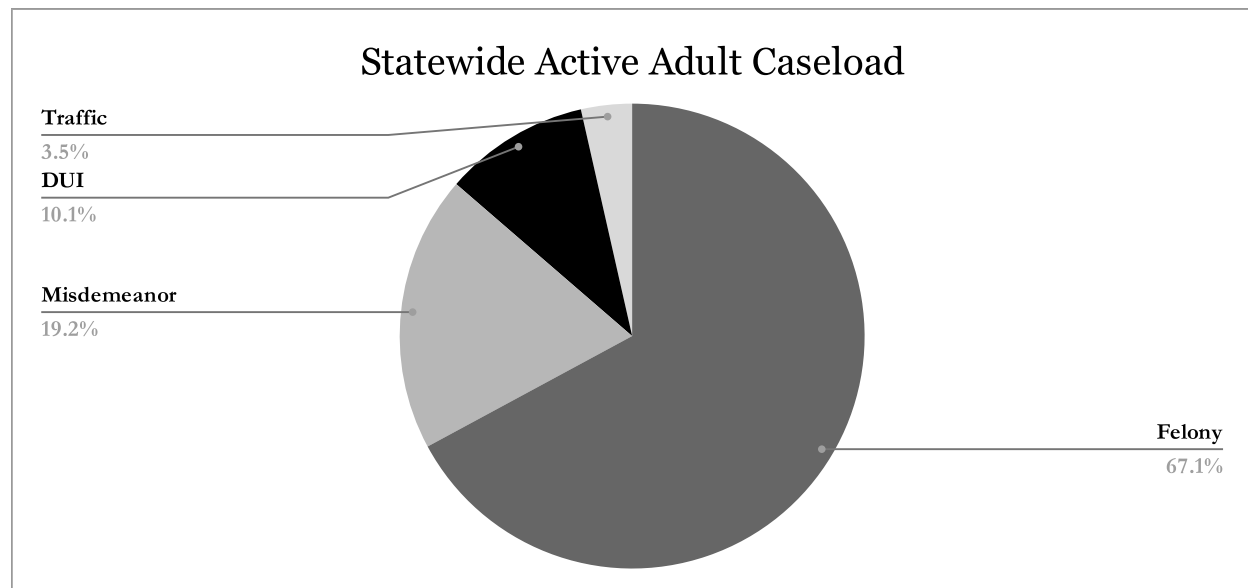
Circuit	County	Felony	Misd.	DUI	Traffic	Total	Admin.
1st	Alexander	49	9	1	6	65	30
	Jackson	363	142	34	13	552	76
	Johnson	58	44	6	5	113	47
	Massac	178	49	14	6	247	336
	Pope	32	16	8	6	62	19
	Pulaski	32	14	1	2	49	9
	Saline	314	117	26	34	491	143
	Union	124	50	25	18	217	42
	Williamson	337	112	80	74	603	150
1st Circuit Total		1,487	553	195	164	2,399	852
2nd	Crawford	78	12	5	1	96	68
	Edwards	49	19	15	1	84	35
	Franklin	457	108	2	1	568	275
	Gallatin	49	7	1	0	57	5
	Hamilton	42	13	3	1	59	31
	Hardin	32	3	1	0	36	3
	Jefferson	369	40	13	27	449	110
	Lawrence	103	11	7	0	121	179
	Richland	106	44	12	0	162	22
	Wabash	128	32	7	1	168	40
	Wayne	94	30	17	2	143	53
	White	105	25	3	8	141	15
	2nd Circuit Total		1,612	344	86	42	2,084
3rd	Bond	153	40	16	16	225	126
	Madison	1,466	213	51	0	1,730	1,064
3rd Circuit Total		1,619	253	67	16	1,955	1,190
4th	Christian	208	96	71	8	383	118
	Clay	97	42	23	19	181	54
	Clinton	108	52	29	3	192	195
	Effingham	240	60	22	33	355	417
	Fayette	202	37	61	10	310	129
	Jasper	79	42	25	11	157	1
	Marion	379	78	84	41	582	195
	Montgomery	202	162	108	0	472	183
	Shelby	70	15	6	3	94	114
4th Circuit Total		1,585	584	429	128	2,726	1,406
5th	Clark	115	37	10	8	170	63
	Coles	556	147	30	7	740	528
	Cumberland	53	12	2	3	70	79
	Edgar	140	24	1	0	165	71
	Vermilion	483	152	58	7	700	98
5th Circuit Total		1,347	372	101	25	1,845	839
6th	Champaign	1,030	238	132	73	1,473	467
	DeWitt	66	29	36	7	138	140
	Douglas	88	40	61	14	203	132
	Macon	1,044	251	5	0	1,300	542
	Moultrie	68	33	29	27	157	84
	Piatt	55	114	9	1	179	54
6th Circuit Total		2,351	705	272	122	3,450	1,419

Active Adult Caseload (As of December 31)

Circuit	County	Felony	Misd.	DUI	Traffic	Total	Admin.
7th	Greene	101	89	0	2	192	103
	Jersey	174	48	20	9	251	117
	Macoupin	288	101	42	11	442	187
	Morgan	193	114	80	31	418	131
	Sangamon	824	233	50	4	1,111	1,111
	Scott	39	37	0	0	76	18
7th Circuit Total		1,619	622	192	57	2,490	1,667
8th	Adams	592	68	41	6	707	166
	Brown	22	15	5	0	42	21
	Calhoun	15	2	2	2	21	24
	Cass	80	33	31	6	150	158
	Mason	60	41	22	0	123	40
	Menard	21	12	7	3	43	85
	Pike	159	61	26	32	278	134
	Schuyler	43	16	23	1	83	62
8th Circuit Total		992	248	157	50	1,447	690
9th	Fulton	117	24	7	1	149	35
	Hancock	70	8	3	2	83	45
	Henderson	31	1	2	1	35	38
	Knox	253	31	8	2	294	105
	McDonough	82	11	0	0	93	47
	Warren	57	3	2	3	65	40
9th Circuit Total		610	78	22	9	719	310
10th	Marshall	30	9	6	1	46	42
	Peoria	959	367	96	14	1,436	1,905
	Putnam	10	9	2	0	21	40
	Stark	19	7	3	0	29	43
	Tazewell	388	120	76	4	588	911
10th Circuit Total		1,406	512	183	19	2,120	2,941
11th	Ford	100	71	75	32	278	47
	Livingston	176	21	24	2	223	713
	Logan	154	67	17	0	238	570
	McLean	626	248	1	0	875	375
	Woodford	163	85	31	0	279	883
11th Circuit Total		1,219	492	148	34	1,893	2,588
12th	Will	1,260	226	48	9	1,543	461
13th	Bureau	109	26	3	2	140	62
	Grundy	172	21	0	2	195	80
	LaSalle	401	39	5	5	450	180
13th Circuit Total		682	86	8	9	785	322
14th	Henry	143	18	9	0	170	583
	Mercer	66	17	0	0	83	26
	Rock Island	764	261	479	35	1,539	716
	Whiteside	295	68	95	16	474	363
14th Circuit Total		1,268	364	583	51	2,266	1,688

Active Adult Caseload (As of December 31)

Circuit	County	Felony	Misd.	DUI	Traffic	Total	Admin.
15th	Carroll	68	17	13	3	101	150
	Jo Daviess	48	40	34	12	134	58
	Lee	174	50	23	39	286	462
	Ogle	153	90	33	1	277	398
	Stephenson	303	91	40	5	439	1,001
15th Circuit Total		746	288	143	60	1,237	2,069
16th	Kane	1,595	435	188	13	2,231	1,207
17th	Boone	212	55	55	7	329	495
	Winnebago	1,895	378	86	11	2,370	4,080
17th Circuit Total		2,107	433	141	18	2,699	4,575
18th	DuPage	1,774	524	440	167	2,905	2,167
19th	Lake	1,246	482	317	142	2,187	685
20th	Monroe	207	5	1	0	213	180
	Perry	132	13	1	2	148	130
	Randolph	120	10	0	0	130	142
	St. Clair	1,769	168	16	11	1,964	628
	Washington	55	7	1	2	65	78
20th Circuit Total		2,283	203	19	15	2,520	1,158
21st	Iroquois	174	20	2	0	196	33
	Kankakee	412	122	0	0	534	109
21st Circuit Total		586	142	2	0	730	142
22nd	McHenry	565	127	60	27	779	264
23rd	DeKalb	287	71	0	0	358	806
	Kendall	316	139	1	0	456	567
23rd Circuit Total		603	210	1	0	814	1,373
Cook	Adult	18,568	4,635	221	17	23,441	2,065
	Social Service	994	1,437	3,531	1,453	7,415	589
Cook County Total		19,562	6,072	3,752	1,470	30,856	2,654
Statewide Total		50,124	14,355	7,554	2,647	74,680	33,503



**Active Adult IPS Caseload
(As of December 31)**

Circuit	County	Intake	Level I	Level II	Level III	Total
5th	Vermilion	0	0	0	0	0
10th	Peoria	4	12	6	6	28
12th	Will	0	2	6	32	40
19th	Lake	5	24	12	6	47
20th	St. Clair	5	6	7	2	20
Cook	Adult	13	15	77	253	358
Total IPS Cases		27	59	108	299	493

**Active Specialized DUI Program Caseload
(As of December 31)**

Circuit	County	Maximum	After Care	Total
5th	Vermilion	14	0	14
22nd	McHenry	27	3	30
Cook	Social Service	799	0	799
Total Specialized DUI		840	3	843

Pretrial Eligibility and Release

Circuit	County	Eligibility			Pretrial Release	
		Eligible	Released Prior to Interview	Investigated	No Supervision	Supervision
1st	Alexander	0	0	0	0	0
	Jackson	0	0	0	0	0
	Johnson	0	0	0	0	0
	Massac	0	0	0	0	0
	Pope	0	0	0	0	0
	Pulaski	0	0	0	0	0
	Saline	0	0	0	0	0
	Union	0	0	0	0	0
	Williamson	0	0	0	0	0
	1st Circuit Total	0	0	0	0	0
2nd	Crawford	0	0	0	0	0
	Edwards	0	0	0	0	0
	Franklin	0	0	0	0	0
	Gallatin	0	0	0	0	0
	Hamilton	0	0	0	0	0
	Hardin	0	0	0	0	0
	Jefferson	0	0	0	0	0
	Lawrence	0	0	0	0	0
	Richland	0	0	0	0	0
	Wabash	0	0	0	0	0
	Wayne	0	0	0	0	0
	White	0	0	0	0	0
	2nd Circuit Total	0	0	0	0	0
3rd	Bond*	81	0	16	12	88
	Madison*	3,564	444	3,580	1,466	2
	3rd Circuit Total	3,645	444	3,596	1,478	90
4th	Christian*	86	1	2	2	299
	Clay	0	0	0	0	0
	Clinton*	0	0	0	0	5
	Effingham	0	0	0	0	0
	Fayette	0	0	0	0	0
	Jasper	0	0	0	0	0
	Marion	0	0	0	0	0
	Montgomery	0	0	0	0	0
	Shelby	0	0	0	0	0
4th Circuit Total	86	1	2	2	304	
5th	Clark	0	0	0	0	0
	Coles*	661	0	642	0	322
	Cumberland	0	0	0	0	0
	Edgar	0	0	0	0	0
	Vermilion*	447	0	0	0	0
5th Circuit Total	1,108	0	642	0	322	

* County reported pretrial program data

Pretrial Eligibility and Release

Circuit	County	Eligibility			Pretrial Release	
		Eligible	Released Prior to Interview	Investigated	No Supervision	Supervision
6th	Champaign	0	0	0	0	0
	DeWitt	0	0	0	0	0
	Douglas	0	0	0	0	0
	Macon*	1,559	0	1,555	15	7
	Moultrie	0	0	0	0	0
	Piatt	0	0	0	0	0
6th Circuit Total		1,559	0	1,555	15	7
7th	Greene	0	0	0	0	0
	Jersey	0	0	0	0	0
	Macoupin	0	0	0	0	0
	Morgan	0	0	0	0	0
	Sangamon*	1,400	14	440	86	242
	Scott	0	0	0	0	0
7th Circuit Total		1,400	14	440	86	242
8th	Adams*	676	6	668	165	255
	Brown	0	0	0	0	0
	Calhoun	0	0	0	0	0
	Cass	0	0	0	0	0
	Mason	0	0	0	0	0
	Menard	0	0	0	0	0
	Pike	0	0	0	0	0
	Schuyler	0	0	0	0	0
8th Circuit Total		676	6	668	165	255
9th	Fulton*	5	2	4	5	7
	Hancock*	3	0	3	2	8
	Henderson*	0	0	0	0	0
	Knox*	19	0	19	16	15
	McDonough*	9	0	7	2	10
	Warren*	0	0	0	0	11
9th Circuit Total		36	2	33	25	51
10th	Marshall	0	0	0	0	0
	Peoria*	270	0	270	190	80
	Putnam	0	0	0	0	0
	Stark	0	0	0	0	0
	Tazewell*	656	2	229	178	601
10th Circuit Total		926	2	499	368	681
11th	Ford	0	0	0	0	0
	Livingston	0	0	0	0	0
	Logan	0	0	0	0	0
	McLean*	340	39	1,894	17	212
	Woodford*	394	260	161	49	120
11th Circuit Total		734	299	2,055	66	332

Pretrial Eligibility and Release

Circuit	County	Eligibility			Pretrial Release	
		Eligible	Released Prior to Interview	Investigated	No Supervision	Supervision
12th	Will*	2,926	1	2,927	212	1,859
13th	Bureau	0	0	0	0	0
	Grundy	0	0	0	0	0
	LaSalle	0	0	0	0	0
13th Circuit Total		0	0	0	0	0
14th	Henry	0	0	0	0	0
	Mercer*	97	0	95	27	1
	Rock Island*	1,292	36	1,234	74	400
	Whiteside*	97	0	97	15	5
14th Circuit Total		1,486	36	1,426	116	406
15th	Carroll	0	0	0	0	0
	Jo Daviess	0	0	0	0	0
	Lee*	271	22	259	22	209
	Ogle*	248	0	238	67	116
	Stephenson*	295	0	295	290	5
15th Circuit Total		814	22	792	379	330
16th	Kane*	4,129	75	1,954	698	2,857
17th	Boone*	0	0	270	0	179
	Winnebago*	4,953	61	4,529	0	980
17th Circuit Total		4,953	61	4,799	0	1,159
18th	DuPage*	748	252	338	0	2,119
19th	Lake*	2,163	0	2,330	277	1,752
20th	Monroe	0	0	0	0	0
	Perry	0	0	0	0	0
	Randolph	0	0	0	0	0
	St. Clair*	0	0	2,201	2,200	193
	Washington	0	0	0	0	0
20th Circuit Total		0	0	2,201	2,200	193
21st	Iroquois	0	0	0	0	0
	Kankakee*	55	55	0	9	55
21st Circuit Total		55	55	0	9	55
22nd	McHenry*	1,805	0	1,800	0	81
23rd	DeKalb*	992	0	1,099	490	334
	Kendall*	604	11	610	359	219
23rd Circuit Total		1,596	11	1,709	849	553
Cook	Adult*	29,100	0	27,606	16,919	12,730
Statewide Total		59,945	1,281	57,372	23,864	26,378

* County reported pretrial program data

Adult Investigations Report

Circuit	County	PSI	Abbrev. PSI	Record Check	Other	Total
1st	Alexander	15	0	5	0	20
	Jackson	35	0	14	0	49
	Johnson	11	0	3	0	14
	Massac	17	0	0	0	17
	Pope	5	0	4	0	9
	Pulaski	2	0	4	0	6
	Saline	18	0	1	0	19
	Union	11	0	1	0	12
	Williamson	38	1	29	0	68
1st Circuit Total		152	1	61	0	214
2nd	Crawford	14	1	0	0	15
	Edwards	12	1	3	0	16
	Franklin	40	0	23	0	63
	Gallatin	5	0	0	0	5
	Hamilton	2	0	0	0	2
	Hardin	3	0	0	0	3
	Jefferson	114	0	0	0	114
	Lawrence	16	0	0	0	16
	Richland	25	3	54	5	87
	Wabash	21	0	0	0	21
	Wayne	55	2	24	0	81
	White	11	0	0	0	11
	2nd Circuit Total		318	7	104	5
3rd	Bond	36	0	126	0	162
	Madison	64	0	0	580	644
3rd Circuit Total		100	0	126	580	806
4th	Christian	30	4	55	44	133
	Clay	14	0	118	0	132
	Clinton	13	0	114	18	145
	Effingham	36	0	186	1	223
	Fayette	8	0	199	0	207
	Jasper	0	0	21	0	21
	Marion	130	0	46	94	270
	Montgomery	37	0	0	0	37
	Shelby	16	0	0	0	16
4th Circuit Total		284	4	739	157	1,184
5th	Clark	29	0	0	0	29
	Coles	34	0	0	34	68
	Cumberland	10	0	0	0	10
	Edgar	72	0	0	0	72
	Vermilion	21	0	0	51	72
5th Circuit Total		166	0	0	85	251

Adult Investigations Report

Circuit	County	PSI	Abbrev. PSI	Record Check	Other	Total
6th	Champaign	415	26	2	0	443
	DeWitt	44	0	0	0	44
	Douglas	7	7	0	1	15
	Macon	332	443	26	131	932
	Moultrie	13	0	28	58	99
	Piatt	13	0	70	0	83
6th Circuit Total		824	476	126	190	1,616
7th	Greene	0	0	0	0	0
	Jersey	52	11	3	1	67
	Macoupin	21	30	5	0	56
	Morgan	33	30	0	30	93
	Sangamon	48	0	15	71	134
	Scott	0	0	0	0	0
7th Circuit Total		154	71	23	102	350
8th	Adams	357	0	2	123	482
	Brown	6	0	0	0	6
	Calhoun	7	0	0	0	7
	Cass	10	2	0	0	12
	Mason	18	0	10	0	28
	Menard	6	0	2	0	8
	Pike	107	0	0	0	107
	Schuyler	19	5	0	0	24
8th Circuit Total		530	7	14	123	674
9th	Fulton	5	2	60	12	79
	Hancock	6	0	24	27	57
	Henderson	2	0	30	0	32
	Knox	12	0	56	35	103
	McDonough	17	0	64	65	146
	Warren	9	0	9	9	27
9th Circuit Total		51	2	243	148	444
10th	Marshall	7	1	2	0	10
	Peoria	145	0	49	0	194
	Putnam	0	0	0	0	0
	Stark	3	3	5	0	11
	Tazewell	45	0	60	471	576
10th Circuit Total		200	4	116	471	791
11th	Ford	23	0	1	0	24
	Livingston	101	0	1	0	102
	Logan	13	0	0	0	13
	McLean	215	0	1,740	0	1,955
	Woodford	114	198	0	0	312
11th Circuit Total		466	198	1,742	0	2,406

Adult Investigations Report

Circuit	County	PSI	Abbrev. PSI	Record Check	Other	Total
12th	Will	306	0	27	0	333
13th	Bureau	16	3	4	0	23
	Grundy	37	0	1	0	38
	LaSalle	0	0	0	0	0
13th Circuit Total		53	3	5	0	61
14th	Henry	75	0	30	429	534
	Mercer	9	0	10	0	19
	Rock Island	104	0	66	532	702
	Whiteside	33	0	5	5	43
14th Circuit Total		221	0	111	966	1,298
15th	Carroll	24	1	1	0	26
	Jo Daviess	12	0	2	0	14
	Lee	18	3	18	0	39
	Ogle	7	0	4	9	20
	Stephenson	63	3	1	0	67
15th Circuit Total		124	7	26	9	166
16th	Kane	218	1	83	32	334
17th	Boone	34	1	2	46	83
	Winnebago	225	0	0	0	225
17th Circuit Total		259	1	2	46	308
18th	DuPage	626	0	358	0	984
19th	Lake	184	23	149	8	364
20th	Monroe	12	0	0	2	14
	Perry	10	0	9	9	28
	Randolph	61	0	6	0	67
	St. Clair	222	0	1,873	482	2,577
	Washington	9	0	225	5	239
20th Circuit Total		314	0	2,113	498	2,925
21st	Iroquois	4	0	59	0	63
	Kankakee	98	0	14	116	228
21st Circuit Total		102	0	73	116	291
22nd	McHenry	38	1	96	25	160
23rd	DeKalb	52	2	10	145	209
	Kendall	66	4	5	217	292
23rd Circuit Total		118	6	15	362	501
Cook	Adult	1,461	0	0	0	1,461
	Social Service	0	0	0	716	716
Cook County Total		1,461	0	0	716	2,177
Statewide Total		7,269	812	6,352	4,639	19,072

Adult Probation - Programs Ordered

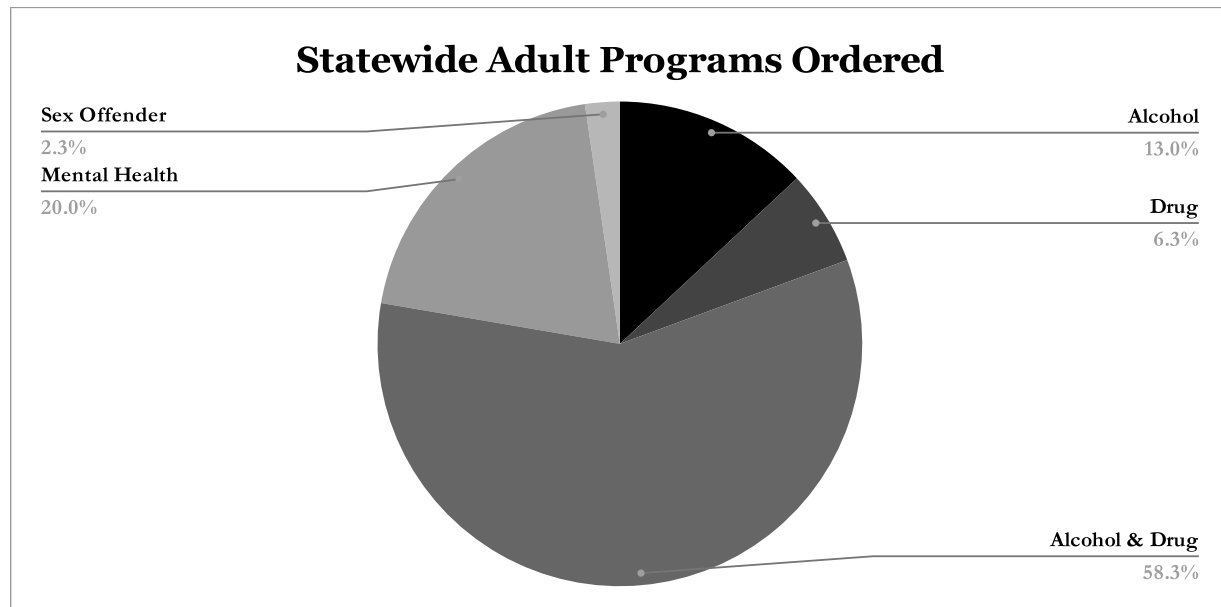
Circuit	County	Alcohol	Drug	Alcohol & Drug	Mental Health	Sex Offender	TASC	Total
1st	Alexander	0	0	1	1	0	0	2
	Jackson	5	29	18	16	1	9	78
	Johnson	1	1	0	23	0	0	25
	Massac	0	2	69	0	2	0	73
	Pope	0	1	1	1	0	0	3
	Pulaski	0	0	0	0	0	0	0
	Saline	0	0	0	1	0	0	1
	Union	0	6	6	3	0	0	15
	Williamson	2	10	108	40	0	0	160
1st Circuit Total		8	49	203	85	3	9	357
2nd	Crawford	0	0	0	1	0	0	1
	Edwards	0	0	1	2	0	0	3
	Franklin	0	9	1	0	0	0	10
	Gallatin	0	16	5	0	1	0	22
	Hamilton	0	2	0	0	0	0	2
	Hardin	0	7	5	0	0	0	12
	Jefferson	0	0	0	0	0	0	0
	Lawrence	2	12	26	11	0	9	60
	Richland	0	0	41	0	0	1	42
	Wabash	0	1	38	3	1	6	49
	Wayne	0	0	11	3	1	2	17
	White	0	8	4	2	0	0	14
	2nd Circuit Total		2	55	132	22	3	18
3rd	Bond	2	5	7	4	4	2	24
	Madison	23	166	153	85	9	19	455
3rd Circuit Total		25	171	160	89	13	21	479
4th	Christian	7	31	148	22	1	0	209
	Clay	0	8	0	9	2	14	33
	Clinton	3	3	79	45	0	7	137
	Effingham	113	160	11	33	1	1	319
	Fayette	5	3	364	2	0	1	375
	Jasper	0	0	0	0	0	0	0
	Marion	1	1	352	126	5	13	498
	Montgomery	1	2	137	28	3	5	176
	Shelby	5	5	15	17	1	0	43
4th Circuit Total		135	213	1,106	282	13	41	1,790
5th	Clark	3	0	57	13	0	0	73
	Coles	0	0	452	177	2	0	631
	Cumberland	1	1	1	1	0	0	4
	Edgar	0	0	0	0	0	0	0
	Vermilion	0	0	0	0	0	0	0
5th Circuit Total		4	1	510	191	2	0	708

Adult Probation - Programs Ordered

Circuit	County	Alcohol	Drug	Alcohol & Drug	Mental Health	Sex Offender	TASC	Total
6th	Champaign	13	1	237	52	13	2	318
	DeWitt	0	1	41	1	0	0	43
	Douglas	0	4	63	8	1	0	76
	Macon	1	33	6	89	3	3	135
	Moultrie	11	0	41	14	2	0	68
	Piatt	0	0	39	21	4	0	64
	6th Circuit Total		25	39	427	185	23	5
7th	Greene	0	0	0	0	0	0	0
	Jersey	57	20	4	11	2	0	94
	Macoupin	1	8	31	17	2	1	60
	Morgan	2	7	59	39	0	3	110
	Sangamon	7	53	397	149	10	42	658
	Scott	0	0	0	0	0	0	0
	7th Circuit Total		67	88	491	216	14	46
8th	Adams	12	34	329	286	7	2	670
	Brown	0	5	0	2	1	0	8
	Calhoun	5	6	8	3	0	5	27
	Cass	0	1	4	3	1	0	9
	Mason	0	0	1	0	0	0	1
	Menard	0	0	17	2	1	0	20
	Pike	0	0	0	26	7	6	39
	Schuyler	3	10	4	5	0	0	22
	8th Circuit Total		20	56	363	327	17	13
9th	Fulton	0	0	77	6	2	7	92
	Hancock	0	0	88	60	0	0	148
	Henderson	0	0	36	0	0	0	36
	Knox	0	0	134	34	4	0	172
	McDonough	0	0	74	22	2	3	101
	Warren	0	0	46	3	1	0	50
	9th Circuit Total		0	0	455	125	9	10
10th	Marshall	0	0	1	2	0	0	3
	Peoria	95	132	5	0	1	0	233
	Putnam	0	0	0	0	0	0	0
	Stark	0	0	0	5	6	0	11
	Tazewell	0	0	126	188	2	6	322
	10th Circuit Total		95	132	132	195	9	6
11th	Ford	0	0	2	15	2	0	19
	Livingston	0	0	111	16	5	0	132
	Logan	5	4	160	28	1	1	199
	McLean	0	15	6	7	4	9	41
	Woodford	0	3	146	30	4	0	183
	11th Circuit Total		5	22	425	96	16	10
12th	Will	0	17	101	33	0	0	151
13th	Bureau	2	1	24	0	1	7	35
	Grundy	0	1	0	0	1	2	4
	LaSalle	2	0	35	9	3	4	53
	13th Circuit Total		4	2	59	9	5	13

Adult Probation - Programs Ordered

Circuit	County	Alcohol	Drug	Alcohol & Drug	Mental Health	Sex Offender	TASC	Total
14th	Henry	0	0	35	46	0	2	83
	Mercer	1	11	26	22	0	1	61
	Rock Island	31	11	593	229	0	0	864
	Whiteside	2	2	96	30	3	0	133
14th Circuit Total		34	24	750	327	3	3	1,141
15th	Carroll	3	0	0	6	0	0	9
	Jo Daviess	0	0	36	4	1	2	43
	Lee	25	2	34	10	3	2	76
	Ogle	1	3	22	32	3	0	61
	Stephenson	5	6	15	46	0	2	74
15th Circuit Total		34	11	107	98	7	6	263
16th	Kane	79	14	399	236	40	19	787
17th	Boone	22	68	123	138	3	5	359
	Winnebago	0	0	1,421	38	84	0	1,543
17th Circuit Total		22	68	1,544	176	87	5	1,902
18th	DuPage	0	0	0	0	0	0	0
19th	Lake	13	26	385	107	33	2	566
20th	Monroe	0	0	0	7	1	1	9
	Perry	1	4	1	3	1	6	16
	Randolph	0	0	24	25	0	11	60
	St. Clair	159	41	1,103	169	13	163	1,648
	Washington	0	3	4	2	0	0	9
20th Circuit Total		160	48	1,132	206	15	181	1,742
21st	Iroquois	0	0	1	1	2	0	4
	Kankakee	0	7	105	9	2	6	129
21st Circuit Total		0	7	106	10	4	6	133
22nd	McHenry	16	19	0	11	14	0	60
23rd	DeKalb	14	6	122	0	0	28	170
	Kendall	23	25	96	0	0	6	150
23rd Circuit Total		37	31	218	0	0	34	320
Cook	Adult	620	241	2,034	745	151	614	4,405
	Social Service	1,338	1	1,034	437	5	0	2,815
Cook County Total		1,958	242	3,068	1,182	156	614	7,220
Statewide Total		2,743	1,335	12,273	4,208	486	1,062	22,107



Adult Risk Classification (As of December 31)

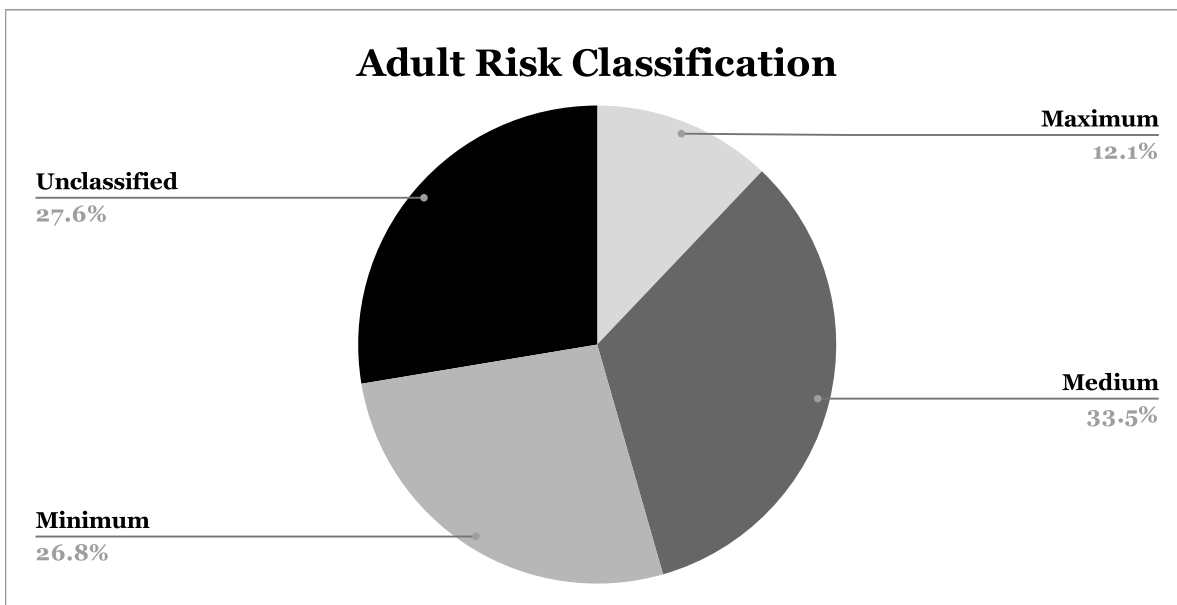
Circuit	County	Maximum	Medium	Minimum	Unclassified	Total
1st	Alexander	14	23	24	4	65
	Jackson	28	144	280	100	552
	Johnson	11	39	34	29	113
	Massac	22	96	107	22	247
	Pope	3	21	28	10	62
	Pulaski	0	19	22	8	49
	Saline	49	184	177	81	491
	Union	19	62	126	10	217
	Williamson	29	149	304	121	603
1st Circuit Total		175	737	1,102	385	2,399
2nd	Crawford	35	60	1	0	96
	Edwards	6	31	29	18	84
	Franklin	19	59	71	419	568
	Gallatin	3	17	31	6	57
	Hamilton	0	0	8	51	59
	Hardin	0	7	26	3	36
	Jefferson	41	104	97	207	449
	Lawrence	15	58	48	0	121
	Richland	4	103	14	41	162
	Wabash	9	117	41	1	168
	Wayne	7	53	46	37	143
	White	10	48	83	0	141
	2nd Circuit Total		149	657	495	783
3rd	Bond	29	64	80	52	225
	Madison	264	816	630	20	1,730
3rd Circuit Total		293	880	710	72	1,955
4th	Christian	79	178	122	4	383
	Clay	13	61	85	22	181
	Clinton	15	68	55	54	192
	Effingham	57	132	147	19	355
	Fayette	27	128	32	123	310
	Jasper	5	48	84	20	157
	Marion	64	177	251	90	582
	Montgomery	10	77	321	64	472
	Shelby	6	22	62	4	94
4th Circuit Total		276	891	1,159	400	2,726
5th	Clark	10	73	36	51	170
	Coles	105	359	194	82	740
	Cumberland	10	25	24	11	70
	Edgar	3	42	108	12	165
	Vermilion	150	332	176	42	700
5th Circuit Total		278	831	538	198	1,845
6th	Champaign	129	772	408	164	1,473
	DeWitt	5	37	60	36	138
	Douglas	21	45	105	32	203
	Macon	146	825	290	39	1,300
	Moultrie	5	32	91	29	157
	Piatt	6	78	81	14	179
6th Circuit Total		312	1,789	1,035	314	3,450

Adult Risk Classification (As of December 31)

Circuit	County	Maximum	Medium	Minimum	Unclassified	Total
7th	Greene	9	51	41	91	192
	Jersey	14	36	42	159	251
	Macoupin	47	141	213	41	442
	Morgan	38	159	171	50	418
	Sangamon	119	721	131	140	1,111
	Scott	0	12	13	51	76
7th Circuit Total		227	1,120	611	532	2,490
8th	Adams	101	326	155	125	707
	Brown	0	16	20	6	42
	Calhoun	0	0	0	21	21
	Cass	17	48	44	41	150
	Mason	10	32	47	34	123
	Menard	0	17	21	5	43
	Pike	10	63	114	91	278
	Schuyler	1	36	26	20	83
8th Circuit Total		139	538	427	343	1,447
9th	Fulton	49	71	29	0	149
	Hancock	9	36	38	0	83
	Henderson	2	7	24	2	35
	Knox	75	112	107	0	294
	McDonough	25	34	34	0	93
	Warren	10	27	28	0	65
9th Circuit Total		170	287	260	2	719
10th	Marshall	3	10	12	21	46
	Peoria	225	1,003	142	66	1,436
	Putnam	1	6	11	3	21
	Stark	3	14	9	3	29
	Tazewell	301	137	59	91	588
10th Circuit Total		533	1,170	233	184	2,120
11th	Ford	23	75	122	58	278
	Livingston	23	78	76	46	223
	Logan	24	110	89	15	238
	McLean	237	570	61	7	875
	Woodford	9	83	101	86	279
11th Circuit Total		316	916	449	212	1,893
12th	Will	206	1,105	223	9	1,543
13th	Bureau	4	62	22	52	140
	Grundy	5	34	122	34	195
	LaSalle	13	217	124	96	450
13th Circuit Total		22	313	268	182	785
14th	Henry	43	93	33	1	170
	Mercer	1	76	6	0	83
	Rock Island	67	370	875	227	1,539
	Whiteside	97	215	162	0	474
14th Circuit Total		208	754	1,076	228	2,266

Adult Risk Classification (As of December 31)

Circuit	County	Maximum	Medium	Minimum	Unclassified	Total
15th	Carroll	6	39	39	17	101
	Jo Daviess	16	54	41	23	134
	Lee	21	93	108	64	286
	Ogle	11	56	133	77	277
	Stephenson	98	244	69	28	439
15th Circuit Total		152	486	390	209	1,237
16th	Kane	409	790	961	71	2,231
17th	Boone	18	70	208	33	329
	Winnebago	643	1,187	252	288	2,370
17th Circuit Total		661	1,257	460	321	2,699
18th	DuPage	751	1,030	956	168	2,905
19th	Lake	553	855	480	299	2,187
20th	Monroe	2	21	32	158	213
	Perry	0	14	20	114	148
	Randolph	1	66	21	42	130
	St. Clair	537	398	47	982	1,964
	Washington	1	9	7	48	65
20th Circuit Total		541	508	127	1,344	2,520
21st	Iroquois	5	167	20	4	196
	Kankakee	201	306	27	0	534
21st Circuit Total		206	473	47	4	730
22nd	McHenry	25	351	293	110	779
23rd	DeKalb	12	108	46	192	358
	Kendall	9	160	182	105	456
23rd Circuit Total		21	268	228	297	814
Cook	Adult	1,484	6,338	4,506	11,113	23,441
	Social Service	926	644	2,997	2,848	7,415
Cook County Total		2,410	6,982	7,503	13,961	30,856
Statewide Total		9,033	24,988	20,031	20,628	74,680



Active Juvenile Caseload (As of December 31)

Circuit	County	Probation	Supervision	CUS	Informal	Other	Total	Admin.
1st	Alexander	3	0	0	0	0	3	1
	Jackson	28	0	27	0	5	60	2
	Johnson	6	2	5	10	0	23	2
	Massac	12	9	2	3	0	26	0
	Pope	3	0	1	0	2	6	0
	Pulaski	3	1	0	0	0	4	0
	Saline	8	2	2	5	0	17	0
	Union	9	2	1	1	1	14	3
	Williamson	14	0	9	14	0	37	3
1st Circuit Total		86	16	47	33	8	190	11
2nd	Crawford	15	0	0	0	0	15	0
	Edwards	14	0	1	0	0	15	7
	Franklin	19	0	22	16	2	59	5
	Gallatin	0	0	6	0	0	6	1
	Hamilton	4	0	0	0	0	4	0
	Hardin	0	0	1	0	0	1	0
	Jefferson	28	8	5	0	1	42	2
	Lawrence	7	2	0	0	0	9	2
	Richland	12	2	1	0	5	20	1
	Wabash	15	2	0	0	0	17	11
	Wayne	10	0	4	0	0	14	2
	White	10	0	1	0	0	11	4
	2nd Circuit Total		134	14	41	16	8	213
3rd	Bond	3	0	6	2	0	11	3
	Madison	49	0	125	21	0	195	20
3rd Circuit Total		52	0	131	23	0	206	23
4th	Christian	29	2	13	1	0	45	13
	Clay	8	1	7	7	0	23	2
	Clinton	15	0	14	0	0	29	22
	Effingham	21	0	33	0	0	54	23
	Fayette	9	0	11	3	4	27	4
	Jasper	6	0	5	0	0	11	0
	Marion	36	0	14	0	0	50	6
	Montgomery	5	3	7	11	1	27	6
	Shelby	8	0	4	0	0	12	6
4th Circuit Total		137	6	108	22	5	278	82
5th	Clark	14	0	0	0	0	14	3
	Coles	25	4	0	5	0	34	9
	Cumberland	2	0	0	0	0	2	6
	Edgar	3	0	0	0	0	3	4
	Vermilion	45	0	7	0	0	52	0
5th Circuit Total		89	4	7	5	0	105	22
6th	Champaign	82	0	2	5	4	93	10
	DeWitt	10	4	0	0	0	14	6
	Douglas	3	8	5	0	0	16	3
	Macon	63	0	57	0	0	120	4
	Moultrie	7	5	0	0	0	12	1
	Piatt	9	12	0	3	0	24	0
6th Circuit Total		174	29	64	8	4	279	24

Active Juvenile Caseload (As of December 31)

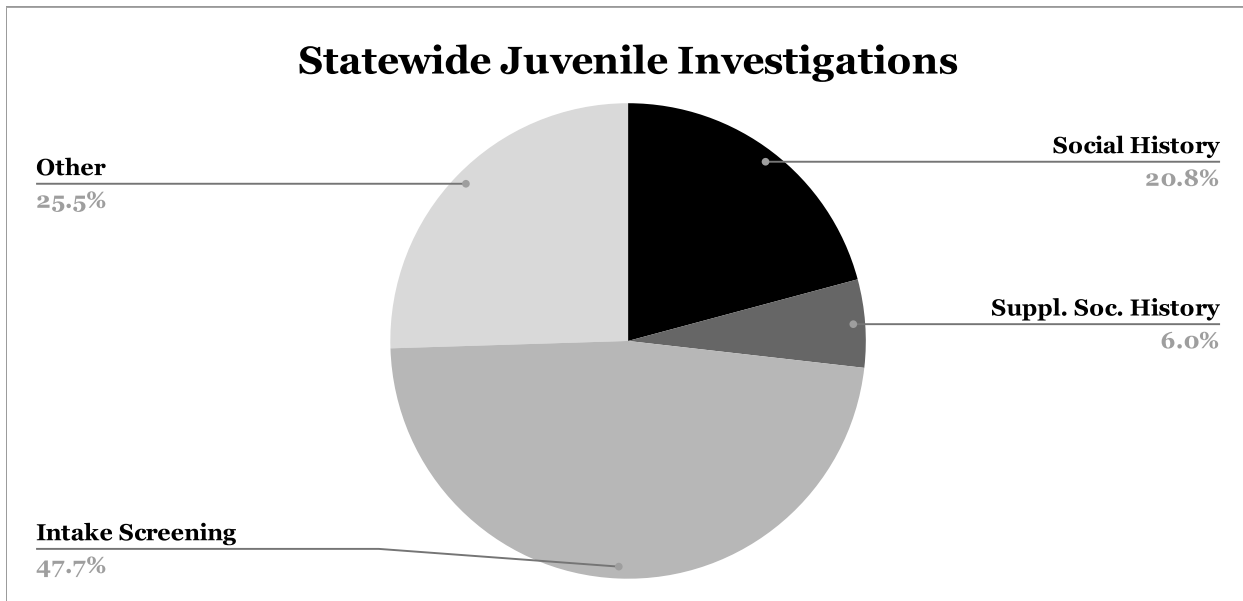
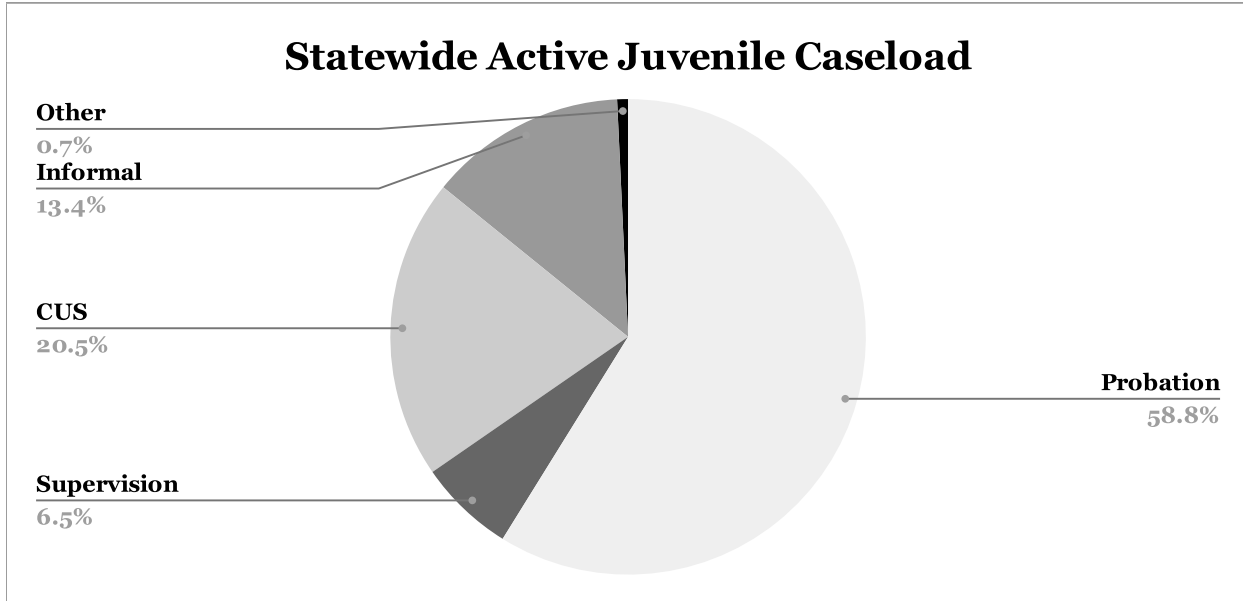
Circuit County	Probation	Supervision	CUS	Informal	Other	Total	Admin.	
7th	Greene	1	6	1	0	0	8	1
	Jersey	17	23	1	1	1	43	0
	Macoupin	10	2	15	0	0	27	2
	Morgan	17	2	-2	15	0	32	7
	Sangamon	192	42	29	0	0	263	4
	Scott	2	0	0	0	0	2	0
7th Circuit Total		239	75	44	16	1	375	14
8th	Adams	52	0	2	2	1	57	17
	Brown	1	0	0	0	0	1	0
	Calhoun	0	0	0	0	0	0	0
	Cass	2	1	0	0	1	4	0
	Mason	10	0	5	0	0	15	1
	Menard	1	0	0	0	0	1	3
	Pike	4	2	6	0	0	12	3
	Schuyler	1	2	0	0	0	3	0
8th Circuit Total		71	5	13	2	2	93	24
9th	Fulton	11	0	9	3	0	23	1
	Hancock	7	0	4	5	0	16	3
	Henderson	4	0	0	3	0	7	0
	Knox	11	0	18	10	0	39	3
	McDonough	18	0	8	4	0	30	8
	Warren	5	0	4	10	0	19	0
9th Circuit Total		56	0	43	35	0	134	15
10th	Marshall	3	0	0	0	0	3	2
	Peoria	334	0	38	6	11	389	0
	Putnam	3	1	0	1	1	6	0
	Stark	2	1	0	0	0	3	0
	Tazewell	63	0	48	3	0	114	11
10th Circuit Total		405	2	86	10	12	515	13
11th	Ford	1	1	6	0	0	8	1
	Livingston	26	1	3	4	0	34	1
	Logan	14	3	4	0	0	21	2
	McLean	82	0	10	19	0	111	2
	Woodford	43	0	3	0	0	46	0
11th Circuit Total		166	5	26	23	0	220	6
12th	Will	170	0	126	18	0	314	29
13th	Bureau	19	1	9	0	0	29	0
	Grundy	26	2	6	1	0	35	3
	LaSalle	92	0	0	70	0	162	41
13th Circuit Total		137	3	15	71	0	226	44
14th	Henry	21	0	2	15	0	38	73
	Mercer	5	0	1	2	0	8	0
	Rock Island	49	0	36	41	0	126	28
	Whiteside	25	4	1	2	0	32	5
14th Circuit Total		100	4	40	60	0	204	106

Active Juvenile Caseload (As of December 31)

Circuit County	Probation	Supervision	CUS	Informal	Other	Total	Admin.
15th Carroll	2	3	0	10	0	15	2
Jo Daviess	5	0	0	3	0	8	0
Lee	10	0	5	5	3	23	1
Ogle	27	6	0	0	0	33	7
Stephenson	60	2	5	4	0	71	6
15th Circuit Total	104	11	10	22	3	150	16
16th Kane	185	0	59	57	0	301	2
17th Boone	43	0	13	3	0	59	7
Winnebago	352	0	62	20	1	435	23
17th Circuit Total	395	0	75	23	1	494	30
18th DuPage	113	6	144	87	0	350	25
19th Lake	90	0	62	5	0	157	7
20th Monroe	4	0	0	0	0	4	2
Perry	3	0	4	0	0	7	0
Randolph	6	0	3	0	0	9	3
St. Clair	56	46	0	24	0	126	45
Washington	0	0	0	0	0	0	0
20th Circuit Total	69	46	7	24	0	146	50
21st Iroquois	28	0	1	10	0	39	1
Kankakee	115	0	31	6	0	152	0
21st Circuit Total	143	0	32	16	0	191	1
22nd McHenry	37	0	63	41	0	141	9
23rd DeKalb	25	0	31	0	9	65	44
Kendall	81	0	58	17	0	156	24
23rd Circuit Total	106	0	89	17	9	221	68
Cook Juvenile	974	244	139	332	0	1,689	24
Statewide Total	4,232	470	1,471	966	53	7,192	680

**Active Juvenile IPS Caseload
(As of December 31)**

Circuit	County	Intake	Level I	Level II	Level III	Total
12th	Will	0	0	3	2	5
Cook	Juvenile	13	124	22	13	172
Total IPS Cases		13	124	25	15	177



Juvenile Investigations Report

Circuit	County	Social History	Adoption	Contested Custody	Supplemental Social Hist.	Intake Screening	Other	Total
1st	Alexander	2	0	0	0	0	0	2
	Jackson	15	0	0	0	5	0	20
	Johnson	4	0	0	0	0	0	4
	Massac	1	0	0	0	0	0	1
	Pope	0	0	0	0	0	0	0
	Pulaski	0	0	0	0	0	0	0
	Saline	4	0	0	0	9	0	13
	Union	1	0	0	0	5	0	6
	Williamson	7	0	0	0	105	0	112
1st Circuit Total		34	0	0	0	124	0	158
2nd	Crawford	0	0	0	0	0	0	0
	Edwards	3	0	0	0	0	0	3
	Franklin	2	0	0	0	0	0	2
	Gallatin	3	0	0	0	0	0	3
	Hamilton	0	0	0	0	0	0	0
	Hardin	0	0	0	0	0	0	0
	Jefferson	0	0	0	0	0	0	0
	Lawrence	0	0	0	0	0	0	0
	Richland	0	0	0	0	0	0	0
	Wabash	0	0	0	0	0	0	0
	Wayne	6	0	0	0	0	1	7
	White	2	0	0	0	0	0	2
	2nd Circuit Total		16	0	0	0	0	1
3rd	Bond	1	0	0	0	0	4	5
	Madison	14	0	0	0	127	0	141
3rd Circuit Total		15	0	0	0	127	4	146
4th	Christian	2	0	0	1	1	4	8
	Clay	4	0	0	0	0	1	5
	Clinton	3	0	0	0	0	6	9
	Effingham	6	0	0	0	0	0	6
	Fayette	1	0	0	0	0	0	1
	Jasper	0	0	0	0	0	0	0
	Marion	7	0	0	0	0	0	7
	Montgomery	2	0	0	0	0	0	2
	Shelby	2	0	0	0	0	0	2
4th Circuit Total		27	0	0	1	1	11	40
5th	Clark	1	0	0	0	0	0	1
	Coles	0	0	0	0	0	0	0
	Cumberland	0	0	0	0	0	0	0
	Edgar	6	0	0	0	0	0	6
	Vermilion	30	0	0	0	0	0	30
5th Circuit Total		37	0	0	0	0	0	37

Juvenile Investigations Report

Circuit	County	Social History	Adoption	Contested Custody	Supplemental Social Hist.	Intake Screening	Other	Total
6th	Champaign	113	0	0	14	0	108	235
	DeWitt	6	0	0	0	0	0	6
	Douglas	0	0	0	0	0	0	0
	Macon	35	0	0	2	1	6	44
	Moultrie	0	0	0	0	0	0	0
	Piatt	0	0	0	0	0	0	0
	6th Circuit Total		154	0	0	16	1	114
7th	Greene	0	0	0	0	0	0	0
	Jersey	2	0	0	0	1	0	3
	Macoupin	0	0	0	0	0	0	0
	Morgan	8	0	0	7	122	3	140
	Sangamon	74	0	0	0	445	784	1,303
	Scott	0	0	0	0	0	0	0
	7th Circuit Total		84	0	0	7	568	787
8th	Adams	58	0	0	12	5	0	75
	Brown	0	0	0	0	0	0	0
	Calhoun	0	0	0	0	0	0	0
	Cass	0	0	0	0	0	0	0
	Mason	3	0	0	0	0	5	8
	Menard	1	0	0	0	0	0	1
	Pike	1	0	0	0	0	0	1
	Schuyler	1	0	0	0	0	0	1
	8th Circuit Total		64	0	0	12	5	5
9th	Fulton	1	0	0	0	50	17	68
	Hancock	1	0	0	0	26	13	40
	Henderson	1	0	0	0	8	5	14
	Knox	6	0	0	0	25	63	94
	McDonough	6	0	0	1	83	35	125
	Warren	1	0	0	1	25	18	45
	9th Circuit Total		16	0	0	2	217	151
10th	Marshall	1	0	0	0	0	0	1
	Peoria	189	0	0	66	0	108	363
	Putnam	0	0	0	0	0	0	0
	Stark	2	0	0	0	0	0	2
	Tazewell	13	0	0	2	145	84	244
	10th Circuit Total		205	0	0	68	145	192
11th	Ford	1	0	0	0	0	0	1
	Livingston	5	0	0	0	188	0	193
	Logan	1	0	0	0	0	0	1
	McLean	35	0	0	75	2,090	28	2,228
	Woodford	18	0	0	0	0	0	18
	11th Circuit Total		60	0	0	75	2,278	28
12th	Will	12	0	0	1	452	0	465

Juvenile Investigations Report

Circuit	County	Social History	Adoption	Contested Custody	Supplemental Social Hist.	Intake Screening	Other	Total
13th	Bureau	0	1	0	0	24	0	25
	Grundy	1	1	0	0	21	0	23
	LaSalle	2	0	0	0	59	0	61
	13th Circuit Total	3	2	0	0	104	0	109
14th	Henry	3	0	0	0	69	25	97
	Mercer	0	0	0	0	0	2	2
	Rock Island	88	0	0	28	112	299	527
	Whiteside	1	0	0	0	62	29	92
	14th Circuit Total	92	0	0	28	243	355	718
15th	Carroll	0	0	0	0	0	0	0
	Jo Daviess	2	0	0	0	0	0	2
	Lee	3	0	0	1	22	85	111
	Ogle	0	0	0	0	70	26	96
	Stephenson	11	0	0	0	0	0	11
	15th Circuit Total	16	0	0	1	92	111	220
16th	Kane	186	0	0	246	105	310	847
17th	Boone	2	0	0	0	64	0	66
	Winnebago	134	0	0	87	832	0	1,053
	17th Circuit Total	136	0	0	87	896	0	1,119
18th	DuPage	223	0	0	0	0	214	437
19th	Lake	183	0	0	25	41	301	550
20th	Monroe	0	0	0	0	0	0	0
	Perry	1	0	0	3	0	0	4
	Randolph	7	0	0	0	0	0	7
	St. Clair	2	0	0	6	0	1	9
	Washington	2	0	0	0	0	4	6
	20th Circuit Total	12	0	0	9	0	5	26
21st	Iroquois	2	0	0	0	12	26	40
	Kankakee	7	0	0	1	106	255	369
	21st Circuit Total	9	0	0	1	118	281	409
22nd	McHenry	49	0	0	1	92	2	144
23rd	DeKalb	4	0	0	0	0	58	62
	Kendall	63	0	0	11	71	106	251
	23rd Circuit Total	67	0	0	11	71	164	313
Cook	Juvenile	780	0	0	121	0	0	901
Statewide Total		2,480	2	0	712	5,680	3,036	11,910

Juvenile Risk Classification (As of December 31)

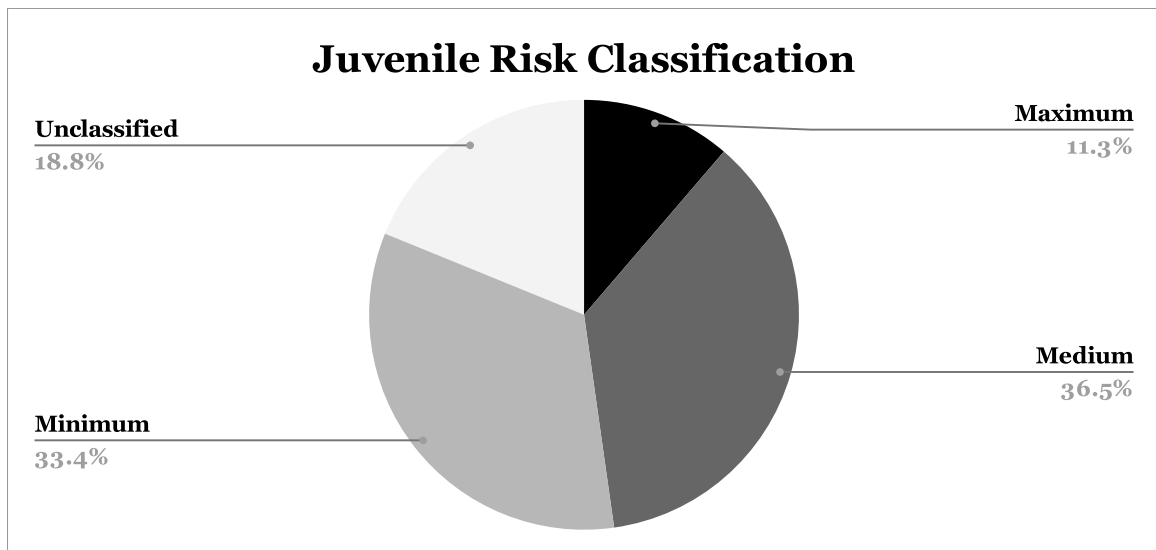
Circuit	County	Maximum	Medium	Minimum	Unclassified	Total	
1st	Alexander	0	0	3	0	3	
	Jackson	6	13	20	21	60	
	Johnson	0	7	0	16	23	
	Massac	1	8	16	1	26	
	Pope	0	2	1	3	6	
	Pulaski	0	1	0	3	4	
	Saline	0	9	5	3	17	
	Union	0	2	12	0	14	
	Williamson	3	19	10	5	37	
1st Circuit Total		10	61	67	52	190	
2nd	Crawford	6	4	5	0	15	
	Edwards	0	6	3	6	15	
	Franklin	1	12	22	24	59	
	Gallatin	0	1	5	0	6	
	Hamilton	2	0	2	0	4	
	Hardin	1	0	0	0	1	
	Jefferson	3	3	2	34	42	
	Lawrence	2	2	5	0	9	
	Richland	5	7	2	6	20	
	Wabash	1	8	8	0	17	
	Wayne	3	10	1	0	14	
	White	0	7	0	4	11	
	2nd Circuit Total		24	60	55	74	213
	3rd	Bond	1	1	6	3	11
Madison		6	65	95	29	195	
3rd Circuit Total		7	66	101	32	206	
4th	Christian	0	20	25	0	45	
	Clay	3	3	11	6	23	
	Clinton	6	8	10	5	29	
	Effingham	1	18	29	6	54	
	Fayette	1	15	3	8	27	
	Jasper	0	2	6	3	11	
	Marion	8	12	25	5	50	
	Montgomery	0	2	18	7	27	
	Shelby	0	4	7	1	12	
4th Circuit Total		19	84	134	41	278	
5th	Clark	0	2	6	6	14	
	Coles	4	9	15	6	34	
	Cumberland	2	0	0	0	2	
	Edgar	0	0	3	0	3	
	Vermilion	6	11	33	2	52	
5th Circuit Total		12	22	57	14	105	
6th	Champaign	2	41	25	25	93	
	DeWitt	1	3	6	4	14	
	Douglas	1	7	5	3	16	
	Macon	22	48	50	0	120	
	Moultrie	0	3	6	3	12	
	Piatt	5	9	8	2	24	
6th Circuit Total		31	111	100	37	279	

Juvenile Risk Classification (As of December 31)

Circuit	County	Maximum	Medium	Minimum	Unclassified	Total
7th	Greene	0	0	0	8	8
	Jersey	0	0	0	43	43
	Macoupin	1	6	16	4	27
	Morgan	2	17	10	3	32
	Sangamon	40	106	60	57	263
	Scott	0	0	0	2	2
7th Circuit Total		43	129	86	117	375
8th	Adams	4	17	29	7	57
	Brown	0	1	0	0	1
	Calhoun	0	0	0	0	0
	Cass	1	1	0	2	4
	Mason	0	4	8	3	15
	Menard	0	0	1	0	1
	Pike	0	0	3	9	12
	Schuyler	0	1	0	2	3
8th Circuit Total		5	24	41	23	93
9th	Fulton	0	6	17	0	23
	Hancock	1	0	14	1	16
	Henderson	0	0	7	0	7
	Knox	4	11	22	2	39
	McDonough	3	21	5	1	30
	Warren	0	1	18	0	19
9th Circuit Total		8	39	83	4	134
10th	Marshall	1	0	0	2	3
	Peoria	55	163	127	44	389
	Putnam	0	1	5	0	6
	Stark	0	1	1	1	3
	Tazewell	24	54	31	5	114
10th Circuit Total		80	219	164	52	515
11th	Ford	0	3	5	0	8
	Livingston	3	13	12	6	34
	Logan	0	2	17	2	21
	McLean	30	57	24	0	111
	Woodford	0	4	13	29	46
11th Circuit Total		33	79	71	37	220
12th	Will	46	123	145	0	314
13th	Bureau	1	14	10	4	29
	Grundy	2	20	8	5	35
	LaSalle	6	78	20	58	162
13th Circuit Total		9	112	38	67	226

Juvenile Risk Classification (As of December 31)

Circuit	County	Maximum	Medium	Minimum	Unclassified	Total
14th	Henry	9	22	1	6	38
	Mercer	0	4	4	0	8
	Rock Island	32	63	21	10	126
	Whiteside	0	14	18	0	32
14th Circuit Total		41	103	44	16	204
15th	Carroll	0	4	2	9	15
	Jo Daviess	0	3	3	2	8
	Lee	4	6	7	6	23
	Ogle	2	10	13	8	33
	Stephenson	19	32	14	6	71
15th Circuit Total		25	55	39	31	150
16th	Kane	68	90	125	18	301
17th	Boone	7	24	26	2	59
	Winnebago	73	208	113	41	435
17th Circuit Total		80	232	139	43	494
18th	DuPage	47	163	53	87	350
19th	Lake	23	93	37	4	157
20th	Monroe	0	1	0	3	4
	Perry	0	0	0	7	7
	Randolph	1	3	0	5	9
	St. Clair	12	55	59	0	126
	Washington	0	0	0	0	0
20th Circuit Total		13	59	59	15	146
21st	Iroquois	9	23	2	5	39
	Kankakee	14	103	35	0	152
21st Circuit Total		23	126	37	5	191
22nd	McHenry	9	39	81	12	141
23rd	DeKalb	4	9	9	43	65
	Kendall	11	59	68	18	156
23rd Circuit Total		15	68	77	61	221
Cook	Juvenile	140	467	569	513	1,689
Statewide Total		811	2,624	2,402	1,355	7,192



Juvenile Petitions Continued Under Supervision/Adjudications

Circuit	County	Continued Under Supervision		Adjudication		Total
		Delinquency	Truancy	Delinquency	Truancy	
1st	Alexander	0	0	2	0	2
	Jackson	0	0	53	0	53
	Johnson	2	0	5	0	7
	Massac	0	0	16	0	16
	Pope	2	0	3	0	5
	Pulaski	0	0	0	0	0
	Saline	5	0	10	0	15
	Union	6	0	3	0	9
	Williamson	6	0	15	0	21
1st Circuit Total		21	0	107	0	128
2nd	Crawford	0	0	0	0	0
	Edwards	0	0	1	0	1
	Franklin	2	0	0	0	2
	Gallatin	6	0	1	0	7
	Hamilton	0	0	0	0	0
	Hardin	1	0	0	0	1
	Jefferson	14	0	29	0	43
	Lawrence	0	0	1	0	1
	Richland	1	0	6	0	7
	Wabash	0	0	6	1	7
	Wayne	1	0	7	0	8
	White	2	0	11	0	13
	2nd Circuit Total		27	0	62	1
3rd	Bond	0	0	9	0	9
	Madison	147	0	50	0	197
3rd Circuit Total		147	0	59	0	206
4th	Christian	8	0	23	0	31
	Clay	6	0	20	0	26
	Clinton	43	0	21	0	64
	Effingham	42	0	23	3	68
	Fayette	7	0	3	0	10
	Jasper	9	0	4	0	13
	Marion	12	0	58	0	70
	Montgomery	6	0	11	0	17
	Shelby	6	0	10	0	16
4th Circuit Total		139	0	173	3	315
5th	Clark	0	0	7	0	7
	Coles	0	0	17	0	17
	Cumberland	0	0	10	0	10
	Edgar	0	0	6	0	6
	Vermilion	0	0	54	0	54
5th Circuit Total		0	0	94	0	94

Juvenile Petitions Continued Under Supervision/Adjudications

Circuit	County	Continued Under Supervision		Adjudication		Total
		Delinquency	Truancy	Delinquency	Truancy	
6th	Champaign	2	0	79	0	81
	DeWitt	0	0	17	0	17
	Douglas	12	0	4	0	16
	Macon	54	0	84	0	138
	Moultrie	6	0	12	0	18
	Piatt	0	0	13	0	13
6th Circuit Total		74	0	209	0	283
7th	Greene	0	0	7	0	7
	Jersey	33	0	21	0	54
	Macoupin	0	0	16	0	16
	Morgan	0	0	13	0	13
	Sangamon	23	0	98	0	121
	Scott	0	0	0	0	0
7th Circuit Total		56	0	155	0	211
8th	Adams	2	0	46	0	48
	Brown	1	0	0	0	1
	Calhoun	1	0	0	0	1
	Cass	0	0	3	0	3
	Mason	0	0	13	0	13
	Menard	0	0	2	0	2
	Pike	11	0	3	0	14
	Schuyler	0	0	5	0	5
8th Circuit Total		15	0	72	0	87
9th	Fulton	14	0	8	0	22
	Hancock	6	0	5	0	11
	Henderson	0	0	1	0	1
	Knox	14	0	40	0	54
	McDonough	11	0	30	0	41
	Warren	4	0	6	1	11
9th Circuit Total		49	0	90	1	140
10th	Marshall	0	0	3	0	3
	Peoria	26	0	247	0	273
	Putnam	2	0	7	0	9
	Stark	0	0	2	0	2
	Tazewell	56	0	51	0	107
10th Circuit Total		84	0	310	0	394
11th	Ford	7	0	1	0	8
	Livingston	2	0	33	0	35
	Logan	7	0	10	0	17
	McLean	9	0	64	0	73
	Woodford	1	0	20	0	21
11th Circuit Total		26	0	128	0	154

Juvenile Petitions Continued Under Supervision/Adjudications

Circuit	County	Continued Under Supervision		Adjudication		Total
		Delinquency	Truancy	Delinquency	Truancy	
12th	Will	51	0	157	0	208
13th	Bureau	6	0	22	0	28
	Grundy	3	0	22	0	25
	LaSalle	36	0	0	0	36
13th Circuit Total		45	0	44	0	89
14th	Henry	1	0	15	0	16
	Mercer	0	0	3	0	3
	Rock Island	37	0	123	0	160
	Whiteside	0	0	28	9	37
14th Circuit Total		38	0	169	9	216
15th	Carroll	1	0	5	0	6
	Jo Daviess	0	0	3	0	3
	Lee	0	0	5	0	5
	Ogle	0	0	17	0	17
	Stephenson	3	0	92	0	95
15th Circuit Total		4	0	122	0	126
16th	Kane	44	0	86	0	130
17th	Boone	18	0	72	0	90
	Winnebago	26	0	140	0	166
17th Circuit Total		44	0	212	0	256
18th	DuPage	97	0	92	0	189
19th	Lake	0	0	250	0	250
20th	Monroe	0	0	1	0	1
	Perry	2	0	2	0	4
	Randolph	3	0	10	0	13
	St. Clair	54	0	40	0	94
	Washington	3	0	8	0	11
20th Circuit Total		62	0	61	0	123
21st	Iroquois	0	0	17	0	17
	Kankakee	24	0	96	0	120
21st Circuit Total		24	0	113	0	137
22nd	McHenry	4	0	12	0	16
23rd	DeKalb	35	0	37	0	72
	Kendall	65	5	119	3	192
23rd Circuit Total		100	5	156	3	264
Cook	Juvenile	Data Not Available				
Statewide Total		1,151	5	2,933	17	4,106

Juvenile Programs Ordered

Circuit	County	Alcohol	Drug	Alcohol & Drug	Youth Services	Mental Health	Alternative Ed.	TASC	UDIS	JTPA	Other	Total
1st	Alexander	0	0	0	0	0	0	0	0	0	0	0
	Jackson	0	0	0	0	0	0	0	0	1	76	77
	Johnson	0	0	0	0	0	0	0	0	0	0	0
	Massac	0	0	1	0	1	0	0	0	0	18	20
	Pope	0	0	0	0	1	0	0	0	0	0	1
	Pulaski	0	0	0	0	0	0	0	0	0	0	0
	Saline	0	0	0	0	0	0	0	0	0	0	0
	Union	0	1	0	2	1	0	0	0	0	33	37
	Williamson	0	2	2	2	0	0	0	0	0	38	44
1st Circuit Total		0	3	3	4	3	0	0	0	1	165	179
2nd	Crawford	0	0	0	0	0	0	0	0	0	0	0
	Edwards	0	1	0	0	1	0	0	0	0	3	5
	Franklin	0	0	23	0	1	0	0	0	0	7	31
	Gallatin	0	2	1	0	1	0	0	0	0	0	4
	Hamilton	0	0	0	0	0	0	0	0	0	0	0
	Hardin	0	0	1	0	0	0	0	0	0	0	1
	Jefferson	0	0	0	0	0	0	0	0	0	0	0
	Lawrence	2	0	0	0	0	1	0	0	0	0	3
	Richland	0	0	0	0	1	0	0	0	0	0	1
	Wabash	0	1	1	0	0	0	0	0	0	0	2
	Wayne	0	0	0	0	1	0	0	0	0	1	2
	White	0	0	0	0	2	0	0	0	0	0	2
	2nd Circuit Total		2	4	26	0	7	1	0	0	0	11
3rd	Bond	0	0	0	0	0	0	0	0	0	5	5
	Madison	1	40	2	1	21	0	0	0	0	215	280
3rd Circuit Total		1	40	2	1	21	0	0	0	0	220	285
4th	Christian	0	0	0	0	2	0	0	0	0	77	79
	Clay	0	0	0	2	0	0	13	2	0	31	48
	Clinton	0	0	6	1	13	0	0	0	0	39	59
	Effingham	0	2	1	0	9	0	0	0	0	63	75
	Fayette	0	0	6	1	1	1	0	0	0	6	15
	Jasper	0	0	0	0	0	0	0	0	0	0	0
	Marion	0	0	13	19	56	23	0	0	0	142	253
	Montgomery	0	0	1	0	0	0	0	0	0	43	44
	Shelby	0	0	0	0	2	0	0	0	0	0	2
4th Circuit Total		0	2	27	23	83	24	13	2	0	401	575
5th	Clark	1	0	1	0	5	0	0	0	0	0	7
	Coles	1	0	2	0	9	0	0	0	0	12	24
	Cumberland	0	0	0	0	0	0	0	0	0	0	0
	Edgar	0	0	0	0	0	0	0	0	0	0	0
	Vermilion	0	0	0	0	0	0	0	0	0	0	0
5th Circuit Total		2	0	3	0	14	0	0	0	0	12	31
6th	Champaign	0	0	20	0	4	0	0	0	0	13	37
	DeWitt	0	0	2	0	2	0	0	0	0	10	14
	Douglas	0	0	4	0	11	0	0	0	0	12	27
	Macon	0	0	2	3	49	0	0	0	0	227	281
	Moultrie	0	0	0	0	2	0	0	0	0	1	3
	Piatt	0	0	12	0	7	0	0	0	0	0	19
6th Circuit Total		0	0	40	3	75	0	0	0	0	263	381

Juvenile Programs Ordered

Circuit	County	Alcohol	Drug	Alcohol & Drug	Youth Services	Mental Health	Alternative Ed.	TASC	UDIS	JTPA	Other	Total
7th	Greene	0	0	0	0	0	0	0	0	0	0	0
	Jersey	1	0	2	0	3	1	0	0	0	2	9
	Macoupin	1	2	1	0	1	0	0	0	0	1	6
	Morgan	0	0	8	0	25	0	0	0	0	0	33
	Sangamon	0	1	4	0	0	0	0	0	0	21	26
	Scott	0	0	0	0	0	0	0	0	0	0	0
	7th Circuit Total		2	3	15	0	29	1	0	0	0	24
8th	Adams	1	2	52	0	51	0	0	0	0	68	174
	Brown	0	0	0	0	0	0	0	0	0	0	0
	Calhoun	0	0	0	0	0	0	0	0	0	0	0
	Cass	0	0	0	0	0	0	0	0	0	0	0
	Mason	0	0	0	0	0	0	0	0	0	0	0
	Menard	0	0	0	0	2	0	0	0	0	1	3
	Pike	0	0	0	0	2	3	0	0	0	3	8
	Schuyler	0	0	0	0	2	0	0	0	0	0	2
8th Circuit Total		1	2	52	0	57	3	0	0	0	72	187
9th	Fulton	0	0	8	0	10	0	0	0	0	12	30
	Hancock	0	0	0	0	6	0	0	0	0	29	35
	Henderson	0	0	1	0	0	0	0	0	0	6	7
	Knox	0	0	6	0	10	0	0	0	0	48	64
	McDonough	0	0	11	0	15	0	0	0	0	58	84
	Warren	0	0	2	0	5	0	0	0	0	15	22
	9th Circuit Total		0	0	28	0	46	0	0	0	0	168
10th	Marshall	0	0	0	0	0	0	0	0	0	0	0
	Peoria	0	0	36	126	17	0	0	0	5	3	187
	Putnam	0	0	0	0	0	0	0	0	0	0	0
	Stark	0	0	0	0	0	2	0	0	0	0	2
	Tazewell	0	0	14	1	14	0	0	0	0	57	86
10th Circuit Total		0	0	50	127	31	2	0	0	5	60	275
11th	Ford	0	0	0	0	0	0	0	0	0	7	7
	Livingston	0	0	8	0	6	0	0	0	0	6	20
	Logan	0	0	4	0	1	0	0	0	0	13	18
	McLean	0	0	41	3	26	33	0	0	0	32	135
	Woodford	0	0	13	0	10	0	0	0	0	8	31
11th Circuit Total		0	0	66	3	43	33	0	0	0	66	211
12th	Will	0	93	51	0	112	4	0	0	0	412	672

Juvenile Programs Ordered

Circuit	County	Alcohol	Drug	Alcohol & Drug	Youth Services	Mental Health	Alternative Ed.	TASC	UDIS	JTPA	Other	Total
13th	Bureau	0	0	9	0	8	0	0	0	0	0	17
	Grundy	0	0	2	0	4	0	0	0	0	62	68
	LaSalle	0	0	0	0	1	0	0	0	0	0	1
13th Circuit Total		0	0	11	0	13	0	0	0	0	62	86
14th	Henry	0	0	0	0	8	0	0	0	0	69	77
	Mercer	0	0	0	0	3	0	0	0	0	0	3
	Rock Island	0	0	94	3	82	0	0	0	0	236	415
	Whiteside	0	0	2	1	11	2	0	0	0	18	34
14th Circuit Total		0	0	96	4	104	2	0	0	0	323	529
15th	Carroll	0	0	0	0	1	0	0	0	0	10	11
	Jo Daviess	0	0	0	0	2	0	0	0	0	1	3
	Lee	0	1	2	0	1	0	0	0	0	3	7
	Ogle	0	2	0	0	13	2	0	0	0	75	92
	Stephenson	0	0	6	2	13	0	0	0	0	57	78
15th Circuit Total		0	3	8	2	30	2	0	0	0	146	191
16th	Kane	1	4	17	0	25	0	0	0	0	21	68
17th	Boone	0	0	39	0	28	0	0	0	0	0	67
	Winnebago	0	0	335	21	144	115	0	0	0	37	652
17th Circuit Total		0	0	374	21	172	115	0	0	0	37	719
18th	DuPage	0	0	0	0	0	0	0	0	0	0	0
19th	Lake	0	0	91	0	161	0	0	0	0	387	639
20th	Monroe	0	0	0	0	1	0	0	0	0	1	2
	Perry	0	0	0	0	0	0	0	0	0	1	1
	Randolph	0	0	1	3	2	0	0	0	0	4	10
	St. Clair	0	0	60	0	39	0	0	0	0	0	99
	Washington	0	0	1	0	1	0	0	0	0	3	5
20th Circuit Total		0	0	62	3	43	0	0	0	0	9	117
21st	Iroquois	0	0	0	0	0	0	0	0	0	1	1
	Kankakee	0	0	0	0	0	0	0	0	0	0	0
21st Circuit Total		0	0	0	0	0	0	0	0	0	1	1
22nd	McHenry	1	9	8	0	21	0	0	0	0	0	39
23rd	DeKalb	0	1	6	0	50	0	0	0	0	124	181
	Kendall	0	0	50	0	78	2	0	0	0	329	459
23rd Circuit Total		0	1	56	0	128	2	0	0	0	453	640
Cook	Juvenile	1	59	20	16	113	9	406	3	0	578	1,205
Statewide Total		11	223	1,106	207	1,331	198	419	5	6	3,891	7,397

Juvenile Placements

Circuit	County	Placed in Foster Home		Placed in Group Home		Placed in Treatment		Placed with Relative		Total
		In State	Out of State	In State	Out of State	In State	Out of State	In State	Out of State	
1st	Alexander	0	0	0	0	0	0	0	0	0
	Jackson	0	0	0	0	1	0	0	0	1
	Johnson	0	0	0	0	0	0	0	0	0
	Massac	0	0	0	0	0	0	0	0	0
	Pope	0	0	0	0	0	0	2	0	2
	Pulaski	0	0	0	0	0	0	0	0	0
	Saline	0	0	0	0	0	0	0	0	0
	Union	0	0	0	0	0	0	0	0	0
	Williamson	0	0	0	0	0	0	0	0	0
1st Circuit Total		0	0	0	0	1	0	2	0	3
2nd	Crawford	0	0	0	0	0	0	0	0	0
	Edwards	0	0	0	0	0	1	0	0	1
	Franklin	0	0	0	0	2	0	0	0	2
	Gallatin	0	0	0	0	0	0	0	0	0
	Hamilton	0	0	0	0	0	0	0	0	0
	Hardin	0	0	0	0	0	0	0	0	0
	Jefferson	0	0	0	0	0	0	0	0	0
	Lawrence	0	0	0	0	0	0	0	0	0
	Richland	0	0	0	0	0	0	0	0	0
	Wabash	0	0	0	0	0	0	0	0	0
	Wayne	0	0	0	0	0	0	0	0	0
	White	0	0	0	0	0	0	0	0	0
2nd Circuit Total		0	0	0	0	2	1	0	0	3
3rd	Bond	0	0	0	0	0	0	0	0	0
	Madison	0	1	1	0	1	0	0	0	3
3rd Circuit Total		0	1	1	0	1	0	0	0	3
4th	Christian	1	0	3	1	0	0	0	0	5
	Clay	0	0	0	0	0	0	0	0	0
	Clinton	6	0	9	0	2	0	5	0	22
	Effingham	0	0	0	0	0	0	0	0	0
	Fayette	0	0	0	0	0	0	0	0	0
	Jasper	0	0	0	0	0	0	0	0	0
	Marion	3	0	0	0	0	0	0	0	3
	Montgomery	0	0	0	0	0	0	0	0	0
	Shelby	0	0	0	0	0	0	0	0	0
4th Circuit Total		10	0	12	1	2	0	5	0	30
5th	Clark	0	0	0	0	0	0	0	0	0
	Coles	0	0	0	0	0	0	0	0	0
	Cumberland	0	0	0	0	0	0	0	0	0
	Edgar	0	0	0	0	0	0	0	0	0
	Vermilion	1	0	0	0	0	0	0	0	1
5th Circuit Total		1	0	0	0	0	0	0	0	1

Juvenile Placements

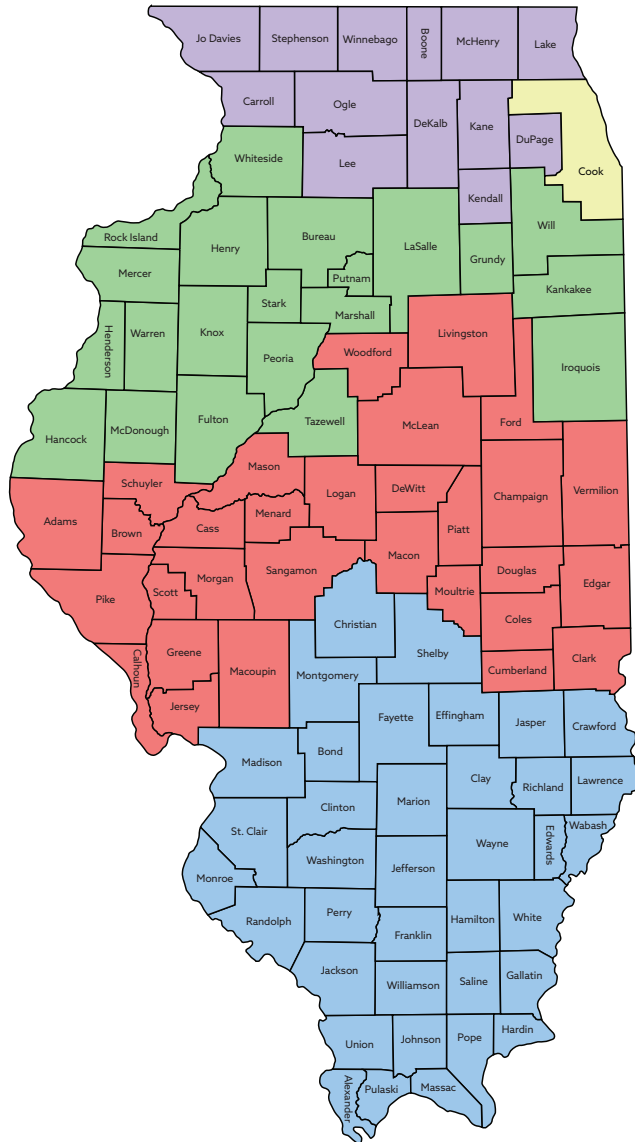
Circuit	County	Placed in Foster Home		Placed in Group Home		Placed in Treatment		Placed with Relative		Total
		In State	Out of State	In State	Out of State	In State	Out of State	In State	Out of State	
6th	Champaign	2	0	1	0	7	0	3	0	13
	DeWitt	0	0	0	0	0	0	0	0	0
	Douglas	0	0	0	0	0	0	0	0	0
	Macon	5	0	2	0	5	0	0	0	12
	Moultrie	0	0	0	0	0	0	0	0	0
	Piatt	0	0	0	0	0	0	0	0	0
6th Circuit Total		7	0	3	0	12	0	3	0	25
7th	Greene	0	0	0	0	0	0	0	0	0
	Jersey	1	0	0	0	0	0	1	0	2
	Macoupin	0	0	0	0	0	0	0	0	0
	Morgan	0	0	0	0	1	0	0	37	38
	Sangamon	1	0	0	0	0	1	1	0	3
	Scott	0	0	0	0	0	0	0	0	0
7th Circuit Total		2	0	0	0	1	1	2	37	43
8th	Adams	0	0	0	0	0	0	0	0	0
	Brown	0	0	0	0	0	0	0	0	0
	Calhoun	0	0	0	0	0	0	0	0	0
	Cass	0	0	0	0	0	0	2	0	2
	Mason	0	0	0	0	0	0	0	0	0
	Menard	0	0	0	0	0	0	0	0	0
	Pike	0	0	0	0	0	0	0	0	0
	Schuyler	0	0	0	0	0	0	0	0	0
8th Circuit Total		0	0	0	0	0	0	2	0	2
9th	Fulton	0	0	0	0	0	0	0	0	0
	Hancock	1	0	0	0	1	0	0	0	2
	Henderson	1	0	0	0	0	0	0	0	1
	Knox	0	0	0	0	0	0	0	0	0
	McDonough	4	0	0	0	0	0	0	0	4
	Warren	0	0	0	0	0	0	0	0	0
9th Circuit Total		6	0	0	0	1	0	0	0	7
10th	Marshall	0	0	0	0	0	0	0	0	0
	Peoria	0	0	0	0	0	0	0	0	0
	Putnam	0	0	0	0	0	0	0	0	0
	Stark	0	0	0	0	0	0	0	0	0
	Tazewell	0	0	0	0	4	0	0	0	4
10th Circuit Total		0	0	0	0	4	0	0	0	4
11th	Ford	0	0	0	0	0	0	0	0	0
	Livingston	0	0	0	0	0	0	0	0	0
	Logan	0	0	0	0	0	0	0	0	0
	McLean	0	0	0	0	7	0	0	0	7
	Woodford	0	0	0	0	4	0	0	0	4
11th Circuit Total		0	0	0	0	11	0	0	0	11

Juvenile Placements

Circuit	County	Placed in Foster Home		Placed in Group Home		Placed in Treatment		Placed with Relative		Total
		In State	Out of State	In State	Out of State	In State	Out of State	In State	Out of State	
12th	Will	5	0	0	0	0	0	23	2	30
13th	Bureau	0	0	0	0	0	0	0	0	0
	Grundy	0	0	0	0	5	0	0	0	5
	LaSalle	0	0	0	0	12	0	0	0	12
13th Circuit Total		0	0	0	0	17	0	0	0	17
14th	Henry	1	0	0	0	0	0	0	0	1
	Mercer	0	0	0	0	0	0	0	0	0
	Rock Island	0	0	0	0	11	0	0	0	11
	Whiteside	0	0	0	0	0	0	0	0	0
14th Circuit Total		1	0	0	0	11	0	0	0	12
15th	Carroll	0	0	1	0	0	0	0	0	1
	Jo Daviess	0	0	0	0	0	0	0	0	0
	Lee	0	0	0	0	2	0	0	0	2
	Ogle	4	0	2	0	4	0	3	0	13
	Stephenson	0	0	0	0	0	0	0	0	0
15th Circuit Total		4	0	3	0	6	0	3	0	16
16th	Kane	0	0	0	0	0	0	0	0	0
17th	Boone	0	0	0	0	12	0	0	0	12
	Winnebago	7	0	6	0	62	1	3	0	79
17th Circuit Total		7	0	6	0	74	1	3	0	91
18th	DuPage	0	0	0	0	0	0	0	0	0
19th	Lake	7	0	8	0	56	3	6	1	81
20th	Monroe	0	0	0	0	0	0	0	0	0
	Perry	0	0	0	0	0	0	0	0	0
	Randolph	0	0	0	0	0	0	0	0	0
	St. Clair	0	0	0	0	0	0	0	0	0
	Washington	0	0	0	0	0	0	2	0	2
20th Circuit Total		0	0	0	0	0	0	2	0	2
21st	Iroquois	0	0	0	0	0	0	0	0	0
	Kankakee	1	0	2	0	1	0	0	0	4
21st Circuit Total		1	0	2	0	1	0	0	0	4
22nd	McHenry	0	0	0	0	0	0	0	0	0
23rd	DeKalb	0	0	0	0	1	0	0	0	1
	Kendall	1	0	0	0	1	0	0	0	2
23rd Circuit Total		1	0	0	0	2	0	0	0	3
Cook	Juvenile	10	0	6	0	72	17	13	2	120
Statewide Total		62	1	41	1	274	23	64	42	508

APPELLATE COURTS OF ILLINOIS

MAP OF APPELLATE AND SUPREME COURT JUDICIAL DISTRICTS AND DIRECTORY OF APPELLATE CLERKS



APPELLATE COURT DIRECTORY

1 FIRST DISTRICT

160 North LaSalle
Room S 1400
Chicago 60601

312-793-5484

Thomas D. Palella, *Clerk*

2 SECOND DISTRICT

160 North LaSalle
55 Symphony Way
Elgin 60120

847-695-3750

Robert J. Mangan, *Clerk*

3 THIRD DISTRICT

1004 Columbus Street
Ottawa 61350

815-434-5050

Barbara Trumbo, *Clerk*

4 FOURTH DISTRICT

Waterways Building
201 W. Monroe Street
Springfield 62794

217-782-2586

Carla Bender, *Clerk*

5 FIFTH DISTRICT

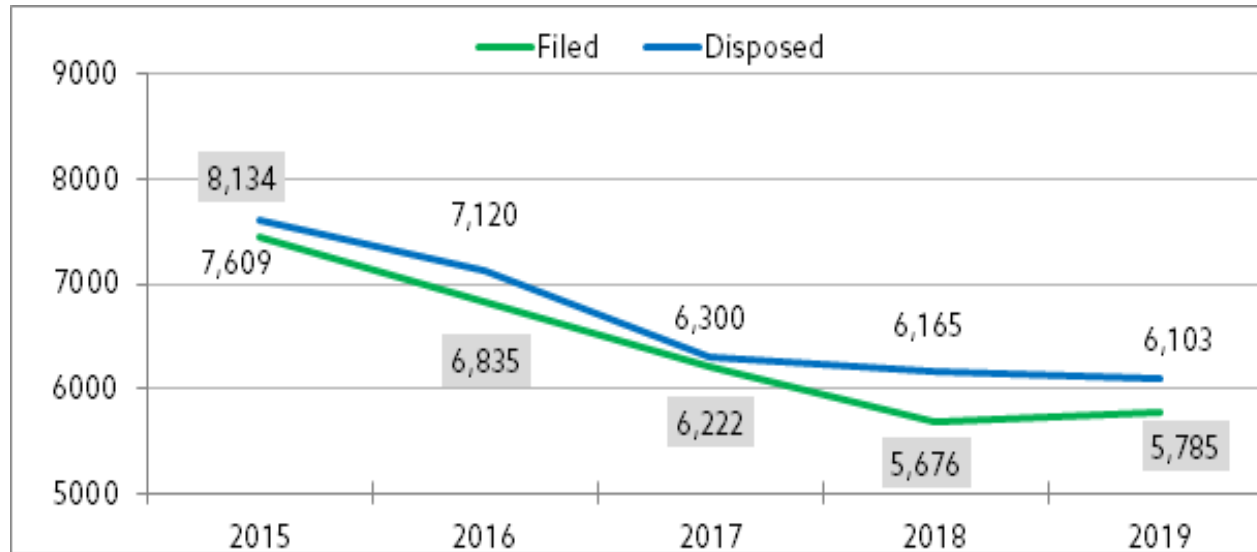
14th & Main Streets
Mt. Vernon 62864

618-242-3120

John J. Flood, *Clerk*

APPELLATE COURTS OF ILLINOIS FIVE-YEAR TRENDS

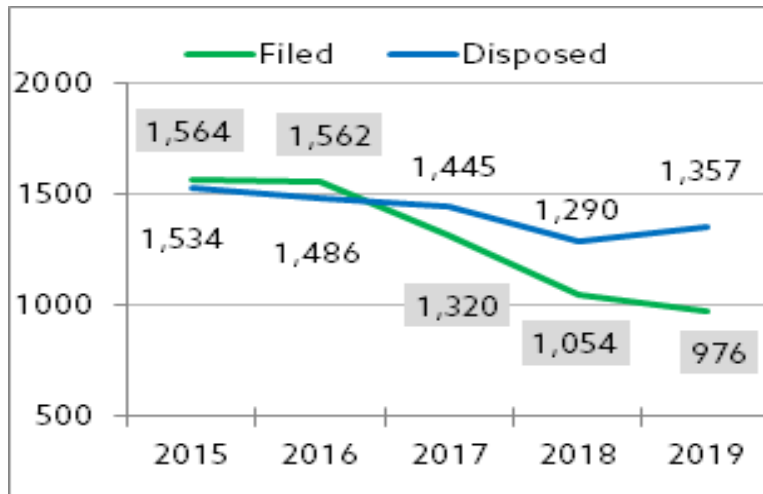
TOTAL CASELOAD*



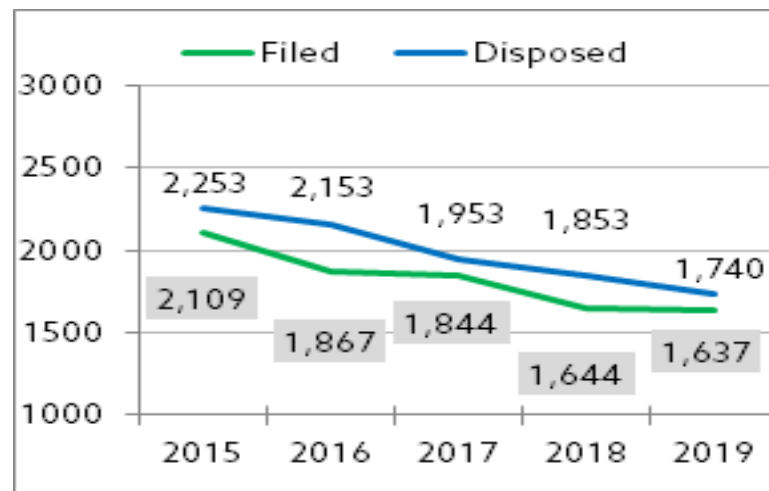
*Beginning in 2017, totals do not include Illinois Workers' Compensations Cases

APPELLATE COURTS OF ILLINOIS FIVE-YEAR TRENDS, CONTINUED

FIRST DISTRICT - CRIMINAL CASES



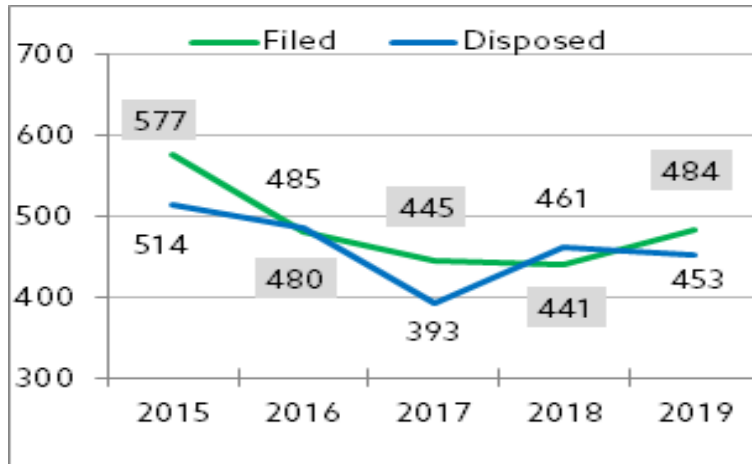
FIRST DISTRICT - CIVIL CASES *



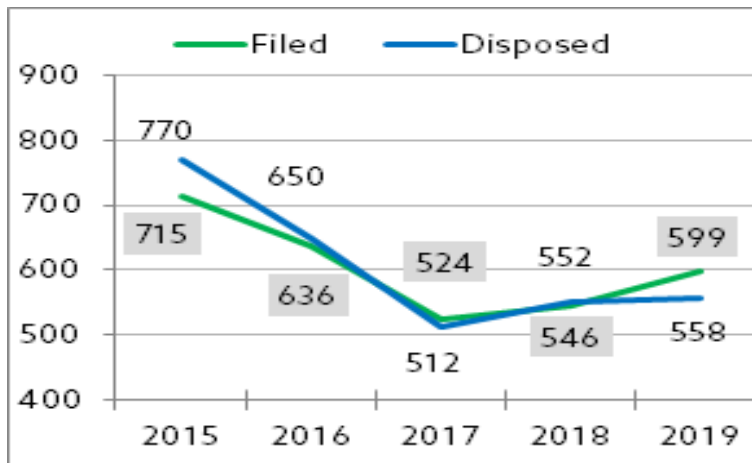
*Beginning in 2017, totals do not include Illinois Workers' Compensations Cases

APPELLATE COURTS OF ILLINOIS FIVE-YEAR TRENDS, CONTINUED

SECOND DISTRICT - CRIMINAL CASES



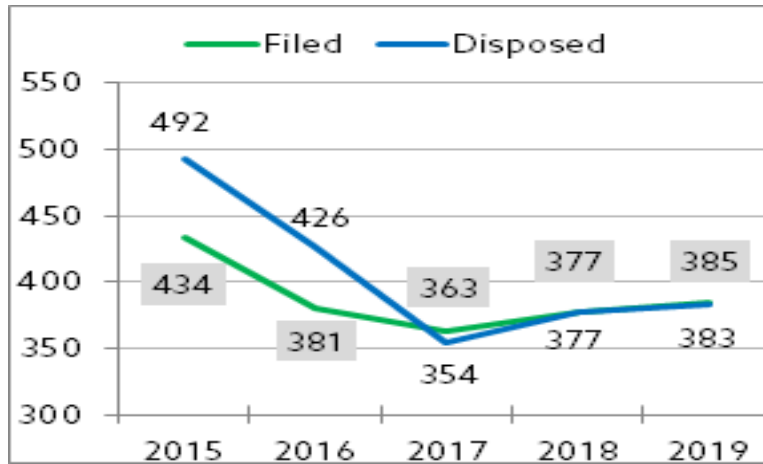
SECOND DISTRICT - CIVIL CASES *



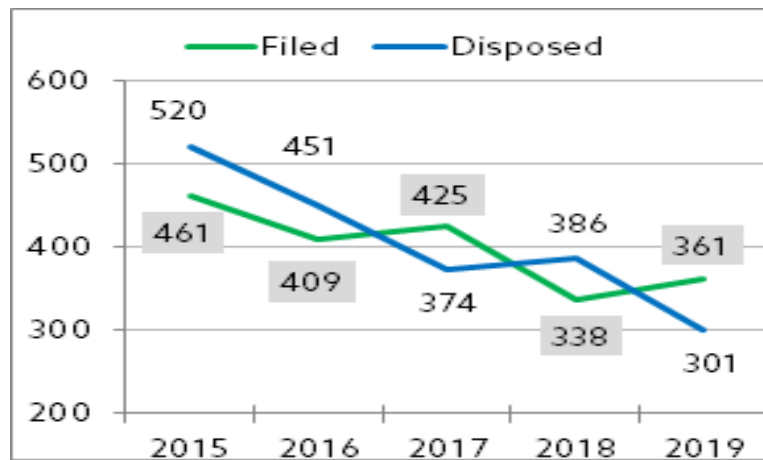
*Beginning in 2017, totals do not include Illinois Workers' Compensations Cases

APPELLATE COURTS OF ILLINOIS FIVE-YEAR TRENDS, CONTINUED

THIRD DISTRICT - CRIMINAL CASES



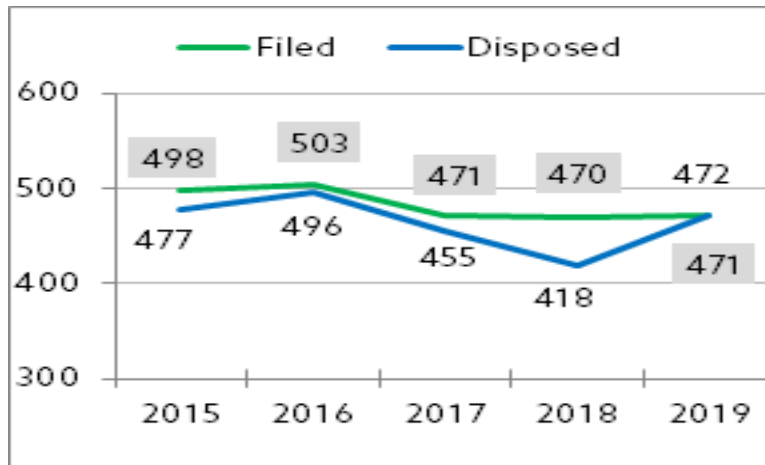
THIRD DISTRICT - CIVIL CASES *



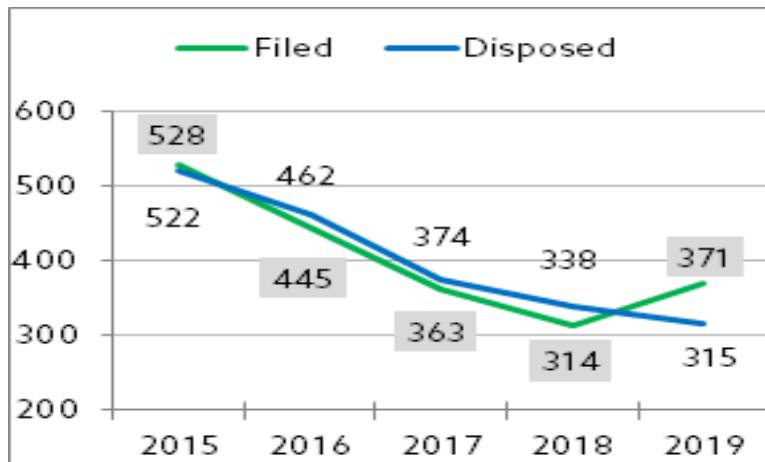
*Beginning in 2017, totals do not include Illinois Workers' Compensations Cases

APPELLATE COURTS OF ILLINOIS FIVE-YEAR TRENDS, CONTINUED

FOURTH DISTRICT - CRIMINAL CASES



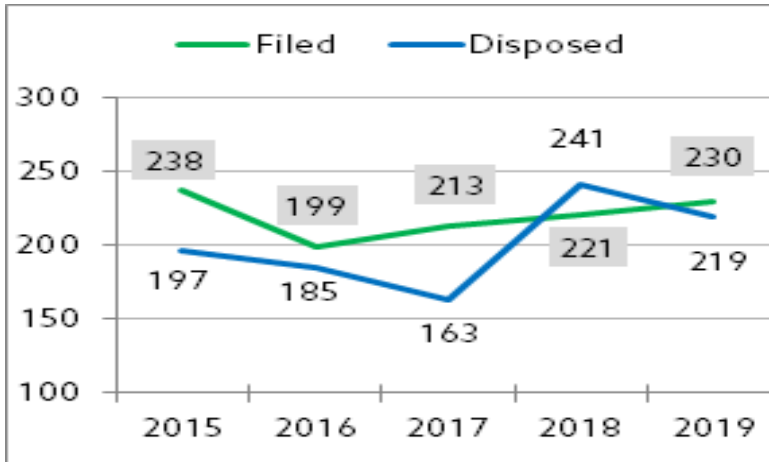
FOURTH DISTRICT - CIVIL CASES *



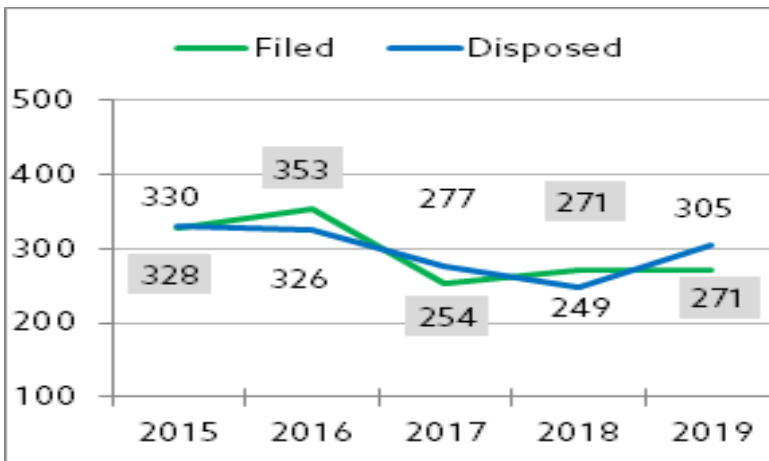
*Beginning in 2017, totals do not include Illinois Workers' Compensations Cases

APPELLATE COURTS OF ILLINOIS FIVE-YEAR TRENDS, CONTINUED

FIFTH DISTRICT - CRIMINAL CASES



FIFTH DISTRICT - CIVIL CASES *



*Beginning in 2017, totals do not include Illinois Workers' Compensations Cases

CASELOAD SUMMARY BY DISTRICT

APPELLATE COURT - CALENDAR YEAR 2019

Appellate District	Type of Case	Number of Cases Pending January 1, 2019 *	Number of Cases Filed During 2019	Number of Cases Reinstated	Number of Cases Disposed	Number of Cases Disposed by Majority Opinion	Number of Cases Disposed by Rule 23 Order	Number of Cases Disposed By Summary Order	Number of Cases Disposed Without Opinion, R23 or Sum. Ord.	Number of Cases Pending December 31, 2019 *	Inventory Increase/Decrease
First	Civil	1,752	1,637	91	1,740	239	525	149	827	1,740	-12
	Criminal	3,025	976	4	1,357	116	607	335	299	2,648	-377
Second	Civil	305	599	2	558	54	237	51	216	336	31
	Criminal	705	484	1	453	45	166	97	145	734	29
Third	Civil	274	361	0	301	58	113	8	122	338	64
	Criminal	618	385	6	383	78	167	13	125	630	12
Fourth	Civil	155	371	2	315	26	156	12	121	205	50
	Criminal	752	471	11	472	46	231	21	174	754	2
Fifth	Civil	266	271	1	305	36	119	18	132	236	-30
	Criminal	455	230	0	219	16	102	38	63	468	13
TOTALS	Civil	2,752	3,239	96	3,219	413	1,150	238	1,418	2,855	103
	Criminal	5,555	2,546	22	2,884	301	1,273	504	806	5,234	-321

Note: Beginning in 2017, Illinois Workers' Compensation case statistics are no longer referenced.

* Due to reporting software computations; there are small variances in the number of cases pending on January 1, 2019 when compared to the number of cases pending on December 31, 2018, as well as, minor reconciliation differences in the number of cases pending on December 31, 2019.

CASELOAD DISPOSITIONS BY DISTRICT APPELLATE COURT - CALENDAR YEAR 2019

Appellate District	Type of Case	METHOD OF DISPOSITION																					Total Cases Disposed	
		Affirmed			Reversed			Affirmed in Part and/or Remanded, Reversed or Vacated in Part			Reversed and/or Remanded			Modified			Vacated and/or Remanded			Dismissed/Other				Disposed of w/o Opinion R23 or Sum. Order
		Opinion	Rule 23	Sum. Order	Opinion	Rule 23	Sum. Order	Opinion	Rule 23	Sum. Order	Opinion	Rule 23	Sum. Order	Opinion	Rule 23	Sum. Order	Opinion	Rule 23	Sum. Order	Opinion	Rule 23	Sum. Order		
First	Civil	144	383	120	13	15	0	21	30	0	45	36	2	0	0	0	8	12	0	8	49	27	827	1740
	Criminal	69	482	265	5	13	2	12	27	3	22	46	3	0	0	0	6	32	13	2	7	49	299	1357
Second	Civil	35	172	34	6	9	0	6	20	1	6	17	0	0	0	0	1	6	1	0	13	15	216	558
	Criminal	34	141	85	0	2	0	0	3	0	5	12	1	0	0	0	3	8	4	3	0	7	145	453
Third	Civil	32	83	3	3	2	0	6	7	1	13	14	3	0	0	0	2	1	0	2	6	1	122	301
	Criminal	50	125	4	3	4	0	4	12	0	12	16	2	0	0	0	8	9	5	1	1	2	125	383
Fourth	Civil	15	144	5	3	1	0	0	0	0	4	2	0	0	0	0	0	0	0	4	9	7	121	315
	Criminal	25	163	9	0	4	1	0	1	0	6	20	0	0	0	0	1	3	1	14	40	10	174	472
Fifth	Civil	10	70	6	1	4	0	2	0	0	7	12	0	0	0	0	0	1	0	16	32	12	132	305
	Criminal	10	61	3	0	5	0	0	0	0	2	7	3	0	0	0	0	0	1	4	29	31	63	219
TOTALS	Civil	236	852	168	26	31	0	35	57	2	75	81	5	0	0	0	11	20	1	30	109	62	1418	3219
	Criminal	188	972	366	8	28	3	16	43	3	47	101	9	0	0	0	18	52	24	24	77	99	806	2884

Note: Beginning in 2017, Illinois Workers' Compensation case statistics are no longer referenced.

METHOD OF CASE DISPOSITION APPELLATE COURT - CALENDAR YEAR 2019

Appellate District	Type of Case	METHOD OF DISPOSITION WITHOUT OPINION OR ORDER														Total Cases Disposed or Without Opinion Or Order
		Dismissed			Dismissed on Court's Motion			Leave to Appeal Denied (a) *	Motion for Leave to File Late Notice of Appeal Denied (b)	Remanded with Direction For Further Proceeding	Dismissed in the Trial Court	Bail Order Entered	Confession of Error	Transferred to Proper Court	Other Dispositions	
		Motion of Appellant	Motion of Appellee	Stipulation of Parties	Failure to Comply with Rules/ Orders	Lack of Jurisdiction No Final Appealable Order	Other									
First	Civil	138	86	36	445	32	0	40	17	3	11	0	0	2	17	827
	Criminal	134	3	99	15	0	0	0	28	4	1	10	0	0	5	299
Second	Civil	57	37	1	94	0	1	17	2	1	3	0	1	0	2	216
	Criminal	65	2	1	37	3	4	0	2	23	2	0	5	0	1	145
Third	Civil	35	9	1	52	12	0	5	3	0	2	0	1	0	2	122
	Criminal	58	2	0	8	15	3	0	2	19	5	3	9	0	1	125
Fourth	Civil	27	12	6	66	4	1	4	0	0	1	0	0	0	0	121
	Criminal	127	1	0	19	1	0	0	0	16	10	0	0	0	0	174
Fifth	Civil	25	11	2	55	26	1	12	0	0	0	0	0	0	0	132
	Criminal	24	1	0	16	9	0	1	6	0	6	0	0	0	0	63
TOTALS	Civil	282	155	46	712	74	3	78	22	4	17	0	2	2	21	1418
	Criminal	408	9	100	95	28	7	1	38	62	24	13	14	0	7	806

Note: Beginning in 2017, Illinois Workers' Compensation case statistics are no longer referenced.

* S.C.Rule 306/308

(a) Includes Denial of Permissive Interlocutory

(b) Includes Denial of Motion to File Late Record

TIME LAPSE: CASE FILING TO DISPOSITION APPELLATE COURT - CALENDAR YEAR 2019

Appellate District	Type of Case	TIME LAPSE BETWEEN CASE FILING AND DISPOSITION						Total Cases Disposed
		Under 6 Months	6 to 12 Months	1 to 1-1/2 Years	1-1/2 to 2 Years	2 to 3 Years	Over 3 Years	
First	Civil	591	564	338	87	34	9	1623
	Criminal	79	49	96	257	615	244	1340
Second	Civil	261	198	74	15	7	0	555
	Criminal	75	48	44	109	166	10	452
Third	Civil	123	67	57	41	9	3	300
	Criminal	71	40	29	81	132	30	383
Fourth	Civil	200	78	23	7	2	5	315
	Criminal	89	41	42	93	194	13	472
Fifth	Civil	133	65	53	24	18	9	302
	Criminal	54	14	13	14	41	83	219
TOTALS	Civil	1308	972	545	174	70	26	3095
	Criminal	368	192	224	554	1148	380	2866

Note: Beginning in 2017, Illinois Workers' Compensation case statistics are no longer referenced.

TIME LAPSE: BRIEF FILING TO DISPOSITION APPELLATE COURT - CALENDAR YEAR 2019

Appellate District	Type of Case	TIME LAPSE BETWEEN BRIEF FILING AND DISPOSITION						Total Cases Disposed
		Under 6 Months	6 to 12 Months	1 to 1-1/2 Years	1-1/2 to 2 Years	2 to 3 Years	Over 3 Years	
First	Civil	671	95	6	2	0	0	774
	Criminal	642	82	13	7	4	3	751
Second	Civil	208	46	4	1	0	0	259
	Criminal	206	25	4	1	1	0	237
Third	Civil	92	52	30	4	2	1	181
	Criminal	194	49	15	4	5	0	267
Fourth	Civil	185	14	0	0	0	0	199
	Criminal	258	37	4	0	0	0	299
Fifth	Civil	92	52	14	5	3	0	166
	Criminal	68	42	12	0	0	0	122
TOTALS	Civil	1248	259	54	12	5	1	1579
	Criminal	1368	235	48	12	10	3	1676

Note: Beginning in 2017, Illinois Workers' Compensation case statistics are no longer referenced.

OPINIONS AND RULE 23 ORDERS

APPELLATE COURT - CALENDAR YEAR 2019

Appellate District	OPINIONS						Rule 23 Orders	Summary Orders
	Majority	Per Curiam	Specially Concurring	Dissenting	Supplemental	Total Opinions		
First	340	0	12	37	0	389	1118	484
							20 Sp.Conc	
							26 Dissent	
Second	101	0	3	7	0	111	398	150
							3 Sp.Conc	
							15 Dissent	
Third	137	0	13	36	0	186	228	21
							11 Sp.Conc	
							35 Dissent	
Fourth	72	0	5	5	0	82	388	34
							4 Sp.Conc	
							8 Dissent	
Fifth	52	0	1	3	0	56	219	56
							0 Sp.Conc	
							5 Dissent	
TOTALS	702	0	34	88	0	824	2351	745
							38 Sp.Conc	
							89 Dissent	

Note: Beginning in 2017, Illinois Workers' Compensation case statistics are no longer referenced.

SUPREME COURT OF ILLINOIS

CASELOAD AND STATISTICAL RECORDS

SUPREME COURT CASELOAD AND STATISTICAL RECORDS CASE FILINGS AND DISPOSITIONS

A summary of case filings and dispositions in the Supreme Court of Illinois for the period 2015 through 2019 is presented in Table 1.

During 2019, filings in the Supreme Court totaled 1,942; 69 fewer cases than the 2,011 cases filed in 2018. The Supreme Court disposed of a total of 2,075 cases in 2019; 3 more than the 2,071 disposed of in 2018.

In 2019, there were 1,241 cases filed on the general docket, which is the predominant docket, a decrease of 36 cases, or 2.9 percent from 2018 general docket filings.

A total of 522 miscellaneous record cases were filed in 2019; 16 fewer cases than filed in 2018. The miscellaneous record consists primarily of attorney matters. In 2019, approximately 327 name-change (on roll of attorneys) petitions and 1 motion for restoration to active status on roll of attorneys (under Rule 759) was filed. Disciplinary matters account for 103 cases, and the remaining 91 cases consist of bar admission motions, petitions concerning professional service corporations, etc., under Rule 721, and various administrative matters.

In 2019, 179 miscellaneous docket cases were filed, a 17-case decrease from 2018. This docket consists of conviction-related cases filed by

pro se prisoners. Typically, a matter is placed on the miscellaneous docket, as opposed to the general docket, when papers do not conform to the Supreme Court Rules in one or more respects. This docket provides a forum for the incarcerated pro se litigant without compromising standard filing requirements.

PETITIONS FOR LEAVE TO APPEAL

In 2019, 1,112 petitions were filed, a decrease of 63 cases from the 2018 filings on the leave to appeal docket, as represented in Table 2a. As in the prior 4 years, approximately twice as many petitions were filed in people cases than in civil cases. The Supreme Court allowed 61 petitions (26 people/35 civil), or 5.2 percent of the petitions acted upon in 2019. As indicated in Table 2b, 8 more petitions were allowed in 2019 than in 2018. The 5-year average of petitions allowed is 56.

MANDATORY APPEALS

In 2019, 1 direct appeal by right was filed on a notice of appeal from the circuit court under Rule 302(a) in civil cases, and 1 notice in people's cases under Rule 603.

In 2019, there were no certificates of

importance from the appellate court filed pursuant to Rule 316, for a total of 7 cases in the 5-year reporting period.

OTHER ACTIVITY

In 2019, the Supreme Court filed 53 opinions, disposing of 58 cases (Table 6). This figure does not include separate dissenting or concurring opinions, which numbered approximately 22.

There were 9 petitions for rehearing filed in decided cases (See Table 7), allowing none; entertained oral argument in 56 cases (Table 5); and considered approximately 1,097 motions on the general docket alone, including 116 original action motions under Rules 381, 382, 383, and 384 (Table 1).

Attorney disciplinary activity (Table 8) in 2019 was concentrated on the miscellaneous record where the Court disciplined 96 attorneys by order and suspended ten (10) attorneys on an interim basis by order. Six (6) petitions for reinstatement to the roll of attorneys pursuant to Supreme Court Rule 767 were presented to the Court in 2019: 1 allowed with conditions, 5 were withdrawn.

SUPREME COURT CASELOAD, CONTINUED

In 2019, the Court filed nine (9) Supreme Court Rule adoptions: Rule 404, adopted July 1, 2019; Rules 452, 472, 557, and 558 adopted March 1, 2019; Rules 530 and 531, adopted July 1, 2019; Rule 296, adopted March 21, 2019; and Rule 371, filed December 19, 2019, effective January 1, 2020.

In 2019, the Court filed thirty-six (36) Supreme Court Rule amendments: Rules 791 and 796, amended March 1, 2019; Rule 795, amended July 1, 2019; Rule 298, amended July 1, 2019; Rules 501, 503, 526, 527, 528, 529, 551, 553, 554, 555, and 556, amended July 1, 2019; Rule 274, amended July 1, 2019; Rule 472, amended May 17, 2019; Rule 558, amended May 17, 2019; Rule 68, amended May 17, 2019; Rule 767 and 773, amended July 1, 2019; Rule 295, amended July 1, 2019; Rule 280.2, amended July 19, 2019 (modified to change effective date to November 1, 2019); Rule 610, amended September 17, 2019; Rule 767, filed September 20, 2019, amended January 1, 2020; Rules 206, 212, 306, 308, 315, and 342, amended October 1, 2019; Rules 9 and 313, filed December 19, 2019, amended January 1, 2020; Additional amendments were: Miscellaneous Record No. 24138, Rules 613, 901, and 1101, amended September 17, 2019.

In 2019, the Court filed three (3) clerical corrections to Supreme Court Rules: Rule 791, corrected on January 29, 2019; Rule 472, corrected on February 26, 2019; Rule 531,

corrected on July 1, 2019.

In 2019, pursuant to Supreme Court Rule 3, the Supreme Court Rules Committee forwarded fifteen (15) matters to the Clerk of the Supreme Court to be filed on the Proposed Rule Docket, which consists of rule proposals and amendments under consideration by the Supreme Court or its committees. In 2019, ten (10) matters on the Proposed Rule Docket were closed.

The Supreme Court, which is responsible for regulating the practice of law in the state, licensed 2,150 attorneys in 2019, an increase of 124 from the 2,026 licenses awarded in 2018. During the past 5 years, 11,122 lawyers were licensed, an average of 2,224 per year, which is a decrease of 161 from the 5-year average, reported in 2018.

Respecting limited licensure, in 2019 the Court admitted 59 House Counsel (Rule 716) and one (1) Legal Service Program attorneys (Rule 717) and 2 Foreign Legal Consultant (Rule 712). The Court also licensed three (3) Military spouses in 2019.

In 2019, approximately 5,273 law firms were registered with the Court pursuant to Supreme Court Rule 721 to engage in the practice of law as a professional service corporation, professional association, limited liability

company, or limited liability partnership. Approximately 82 percent of these firms also provided evidence of minimum insurance or proof of financial responsibility pursuant to Rule 722 (limited liability legal practice).

SUPREME COURT CASELOAD, CONTINUED

TABLE 1 SUMMARY OF CASE FILINGS AND FINAL DISPOSITIONS -
SUPREME COURT OF ILLINOIS 2015-2019

Filings	Grand Total	Total General Docket	Direct Appeals by Right (a)	Certificate of Importance (b)	Direct Appeals by Permission (c)	Petitions for Leave to Appeal (d)	Original Action Motions (e)	Attorney Disc. Cases on General Docket	Other General Docket (f)	Total Misc. Record (g)	Total Misc. Docket (h)
2015	2402	1536	9	5	4	1434	74	0	7	716	148
2016	2244	1450	4	2	8	1361	66	0	5	628	166
2017	2208	1354	45	0	7	1221	79	0	2	657	197
2018	2011	1277	6	0	5	1175	89	0	2	538	196
2019	1942	1241	2	0	4	1112	116	0	5	522	179
Dispositions											
2015	2443	1522	14	0	4	1355	82	0	65	752	169
2016	2379	1533	13	6	7	1395	56	0	26	691	155
2017	2320	1360	3	1	7	1254	92	0	3	749	211
2018	2071	1292	44	0	4	1155	87	0	2	576	203
2019	2075	1297	6	0	4	1177	106	0	3	576	202

(a) Appeals directly from the circuit court: Statutes held invalid (Rules 302(a) and 603). (b) Certification of case by Appellate Court under Rule 316. (c) Rule 302(b) motions "Dispositions" do not include motions allowed in a given year unless entire case disposed of in that same year. (d) "Dispositions" do not include petitions allowed in a given year unless entire case disposed of in that same year. (e) Motions filed under Rule 381 (mandamus, prohibition, habeas corpus), Rule 382 (legislative redistricting/ability of governor to serve or resume office), Rule 383 (supervisory authority) Rule 384 (motions to transfer & consolidate multicircuit actions). "Dispositions" do not include motions allowed in a given year unless entire case disposed of in that same year. (f) "Filings" include, for example, motions for appeal bond, motions to stay (Rule 305), certification of questions of state law from certain federal courts (Rule 20). Beginning year 2017 Rule 384 filings and dispositions are reported in column "Original Action Motions". "Dispositions" also may include allowed petitions for leave to appeal which were not completely disposed of in the year in which the petition was filed (see footnote (d)), including dismissals. (g) The Miscellaneous Record consists primarily of attorney matters, including disciplinary cases, motions for restoration to active status (Rule 759), petitions to change name on roll of attorneys, bar admission motions, and law firms seeking leave to register/renew under Rule 721. (h) Cases are filed on the Miscellaneous Docket when papers tendered by *pro se* prisoners do not conform to Supreme Court Rules.

SUPREME COURT CASELOAD, CONTINUED

TABLE 2 SUMMARY OF PETITIONS FOR LEAVE TO APPEAL AND/OR AS A MATTER OF RIGHT UNDER RULES 315/317 - GENERAL DOCKET SUPREME COURT OF ILLINOIS 2015 - 2019

Table 2 consists of two parts, 2a and 2b, and contains all information presented in former Table 2, as well as the following additional information: a new column for "denied with supervisory order," and a note that the "total disposed" column now includes petitions "denied with supervisory order" and petitions that were "allowed." The "percent allowed" column reflects these changes.

TABLE 2A | FILINGS

	Total Filed	(People)	(Civil)
2015	1434	(897)	(537)
2016	1361	(845)	(516)
2017	1221	(785)	(436)
2018	1175	(755)	(420)
2019	1112	(652)	(460)

TABLE 2B | DISPOSITIONS

	Total Allowed	(People)	(Civil)	Denied, Dismissed or Withdrawn	Denied With Supervisory Order	Total Disposed (a)	Percent Allowed (b)
2015	56	(29)	(27)	1355	34	1445	3.9%
2016	62	(23)	(39)	1,395	94	1,551	4.0%
2017	51	(26)	(25)	1,139	47	1,237	4.1%
2018	53	(22)	(31)	1,071	34	1,158	4.6%
2019	61	(26)	(35)	1,095	22	1,178	5.2%

(a) Total disposed includes petitions allowed, denied, denied with supervisory order, dismissed and withdrawn.

(b) Relationship between petitions allowed and all petitions disposed, i.e., denied, denied with supervisory order, dismissed, withdrawn, and allowed.

SUPREME COURT CASELOAD, CONTINUED

TABLE 3 MANDATORY JURISDICTION APPEALS - GENERAL DOCKET SUPREME COURT OF ILLINOIS 2015 - 2019

	Total Filed	Statute Invalid		Certificate of Importance		Total Disposed	Statute Invalid		Certificate of Importance	
		People	Civil	People	Civil		People	Civil	People	Civil
2015	13	4	4	0	5	11	7	4	0	0
2016	6	2	2	0	2	19	7	6	0	6
2017	45	8	37	0	0	3	1	1	0	1
2018	6	3	3	0	0	44	8	36	0	0
2019	2	1	1	0	0	6	3	3	0	0

TABLE 4 GENERAL DOCKET PEOPLE AND CIVIL CASES - SUPREME COURT OF ILLINOIS 2015 - 2019

	Total Filed	(People)	(Civil)	Total Disposed	(People)	(Civil)
2015	1536	940	596	1522	928	594
2016	1450	884	566	1533	942	591
2017	1354	823	531	1360	839	521
2018	1277	796	481	1291	779	512
2019	1241	705	536	1295	771	524

SUPREME COURT CASELOAD, CONTINUED

TABLE 5 SUMMARY OF THE CALL OF THE DOCKET-
SUPREME COURT OF ILLINOIS 2015-2019

	Cases Submitted	(People)	(Civil)
2015	73	(34)	(39)
2016	51	(28)	(23)
2017	52(a)	(26)	(26)
2018	58(b)	(27)	(31)
2019	56	(23)	(33)

Cases submitted on briefs without oral argument: (a) 1; (b) 1

SUPREME COURT CASELOAD, CONTINUED

TABLE 6 SUMMARY OF OPINIONS -
SUPREME COURT OF ILLINOIS 2015 - 2019

	Total Filed (a)	(People)	(Civil)	Disposing of Cases on the Merits
2015	76	(44)	(32)	79
2016	63	(34)	(29)	74
2017	59	(33)	(26)	66
2018	48	(24)	(24)	86
2019	52	(18)	(35)	58

(a) Category does not include dissenting or concurring opinions.

TABLE 7 SUMMARY OF REHEARINGS -
SUPREME COURT OF ILLINOIS 2015 - 2019

	Total Filed	(People)	(Civil)	Total Allowed (a)	(People)	(Civil)
2015	14	(4)	(10)	0	(0)	(0)
2016	18	(9)	(9)	0	(0)	(0)
2017	16	(8)	(8)	0	(0)	(0)
2018	12	(6)	(6)	0	(0)	(0)
2019	9	(4)	(5)	0	(0)	(0)

(a) Petitions not allowed are denied or, occasionally, dismissed or withdrawn on motion, or not ruled on in the reporting year.

SUPREME COURT CASELOAD, CONTINUED

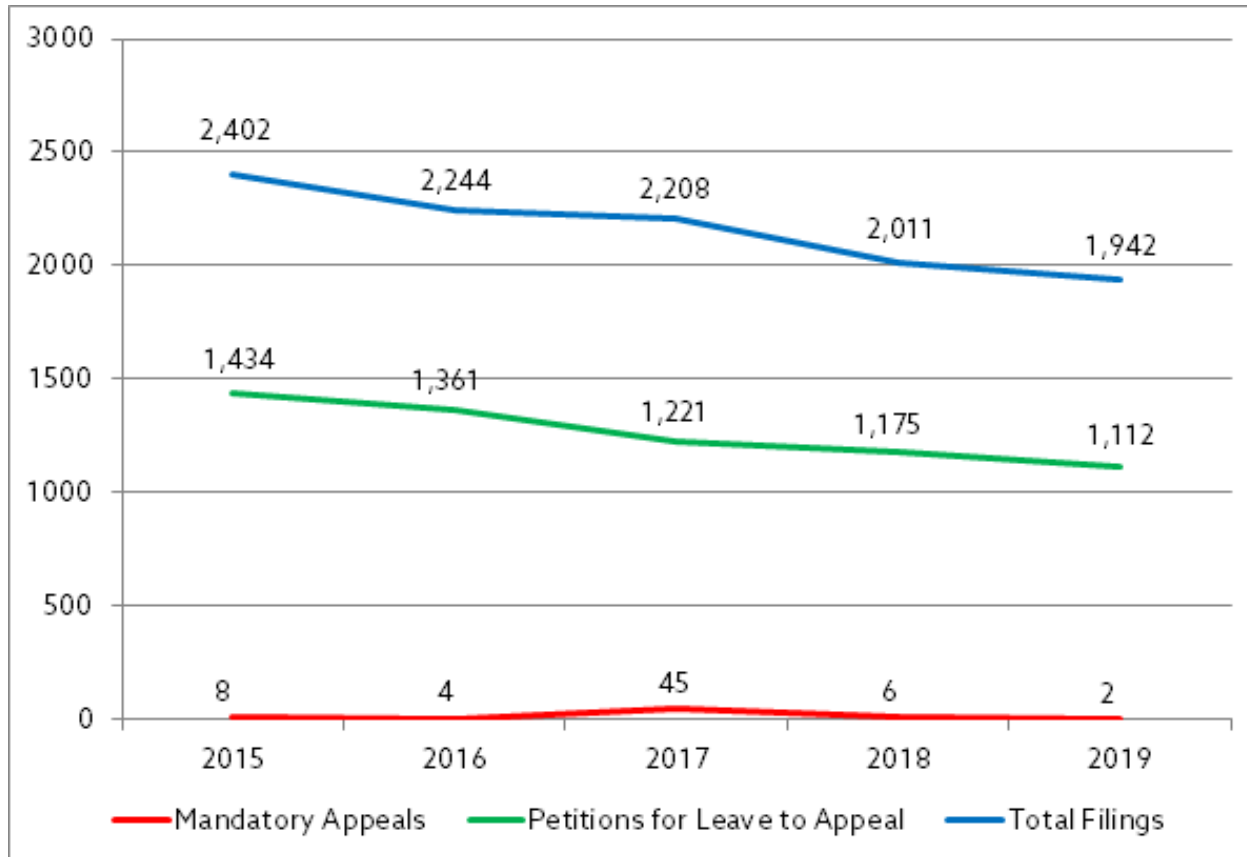
TABLE 8 ATTORNEY DISCIPLINARY CASES - SUPREME COURT OF ILLINOIS
CALENDAR YEAR 2019

Discipline Imposed by Order	Dispositions	Total
Rule 753 proceedings on recommendation of Hearing or Review Board of the Attorney Registration and Disciplinary Commission	24	96
Rule 762(a) Voluntary disbarment	14	
Rule 762(b) Discipline on consent	27	
Rule 763 Reciprocal discipline	31	
Discipline by Opinion	0	0
Interim Suspension Orders		7
Rule 761	2	
Rule 774	5	
Reinstatement to Roll of Attorneys		6
Petition Allowed w/conds	1	
Petition Withdrawn	5	
Total Dispositions		109

Reinstatement Petitions	Reprimand	Censure	Interim Suspension	Probationary Suspension	Suspension	Disbarment	Total Dispositions
6	6	3	7	10	48	29	109

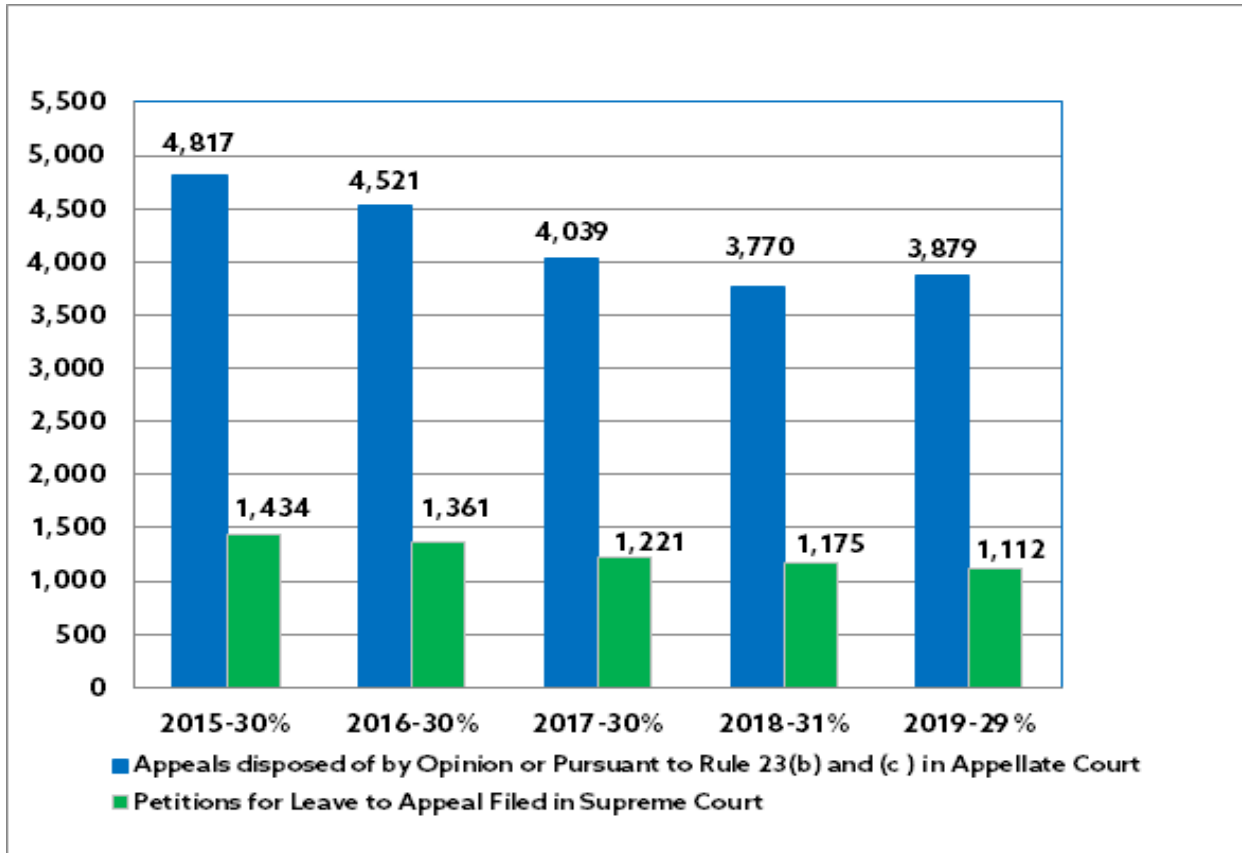
SUPREME COURT CASELOAD, CONTINUED

FIGURE 1: FILLINGS 2015 - 2019



SUPREME COURT CASELOAD, CONTINUED

FIGURE 2: PETITIONS FOR LEAVE TO APPEAL FILED AS A PERCENT OF APPEALS DECIDED BY APPELLATE COURT OPINION OR RULE 23 ORDER 2015-2019



NOTE: BEGINNING IN 2017, APPEALS DISPOSED TOTAL DOES NOT INCLUDE ILLINOIS WORKERS' COMPENSATION CASES.